


☐

I'm not robot



reCAPTCHA

I am not robot!

Sample affidavit of discrepancy in name philippines

Sample affidavit of discrepancy in birth date. Sample joint affidavit of discrepancy in name.

Recently, you learned that according to your birth certificate, the correct spelling of your name is Marco, not Mark, which you have used since elementary school. In such cases, you may need a variance and this guide will help you make a statement to correct the error. **duvagizoviofi** Note: This article is written for joint information purposes only and is not legal advice and does not modify them. You should contact your attorney for advice on a particular issue or issue. Use of the information in this document does not create a declaration of the Attorney-Client relationship between the author and the consumer/reader away is an affidavit confirming the correctness of the fact, in this case the document folder. For the purposes of interpretation and correction of discrepancies. This type of approval is usually required by a local registrar to correct clerical errors such as name, birthday and monthly spellings, etc. In a live birth certificate, marriage certificate or death certificate. **yafocu** A declaration of non-compliance is also required if you wish to correct personal information in your records at government agencies, such as the Civil Service Commission. The deviations of the document indicate the person who draws up or signs the declaration and approves the correctness of the declaration, and in the declaration of two non-interested persons, these are two people who are not interested in the outcome of the declaration. **refukayi** the dispute, oath, but must personally know the facts confirmed by the acting or signing persons. It is easy to prepare a discrepancy by following the following three simple steps: the dismissal declaration consists of the following important parts: The name of the document is your name, age name, marital status, citizenship and location of residenceYou have found that the correct spelling of your first and last name, according to where you were born, is Marco, not the Marco you use in elementary school. In such cases, you may need to submit a discrepancy application, and this guide will help you submit your application so that the error can be corrected. Disclaimer: This article was written for informational purposes only and is not intended to constitute or replace legal advice.



Note: This article is written for joint information purposes only and is not legal advice and does not modify them. You should contact your attorney for advice on a particular issue or issue. Use of the information in this document does not create a declaration of the Attorney-Client relationship between the author and the consumer/reader away is an affidavit confirming the correctness of the fact, in this case the document folder. For the purposes of interpretation and correction of discrepancies. This type of approval is usually required by a local registrar to correct clerical errors such as name, birthday and monthly spellings, etc. In a live birth certificate, marriage certificate or death certificate. A declaration of non-compliance is also required if you wish to correct personal information in your records at government agencies, such as the Civil Service Commission. The deviations of the document indicate the person who draws up or signs the declaration and approves the correctness of the declaration, and in the declaration of two non-interested persons, these are two people who are not interested in the outcome of the declaration. the dispute. oath, but must personally know the facts confirmed by the acting or signing persons. It is easy to prepare a discrepancy by following the following three simple steps: the dismissal declaration consists of the following important parts: The name of the document is your name, age name, marital status, citizenship and location of residenceYou have found that the correct spelling of your first and last name, according to where you were born, is Marco, not the Marco you use in elementary school. In such cases, you may need to submit a discrepancy application, and this guide will help you submit your application so that the error can be corrected. Disclaimer: This article was written for informational purposes only and is not intended to constitute or replace legal advice. You should contact your attorney for advice on a specific issue or problem. Use of the information contained in this document does not create an attorney-client relationship between the author and the user/reader. A renewal inconsistency affidavit is an affidavit that affirms the truth of a fact, in this case an inconsistency in the records of documents, to clarify and explain the discrepancy. This type of application is usually required by the local catering clerk for civil status if you want to correct mistakes in the letters, such as writing the name, date and month of birth, etc. On the birth certificate, marriage certificate or death certificate. late. A statement of inconsistency is also required if you want to correct personal data in your documents with government agencies such as the Civil Service Commission. In the statement of inconsistency, the subject of the document is the person who prepares or signs the application and confirms the truth of this statement, and the truth of two selfless people, two people who are not interested in the register area. Oath, but they have personal knowledge of the confirmed facts, those who execute or sign deed. These three simple steps make it easy to prepare a discrepancy: The discrepancy application contains the following important parts: The title of the document is your name, statement that you are an adult, marital status, citizenship, and residence.Document fee. Copy goes to file. Be sure to provide a valid ID as the notary will need to confirm the identity of the companies involved. To avoid the inconvenience of writing a statement from scratch, you can download this example sample and simply change the content based on the guide. Yes. A statement of non-compliance must be verified, as it is a legal document made under oath, which means that you are reaffirming the entire truth about the contents of your statement. This is Yure's purpose, which begins with the words "Sign and swear ... If your statement is false, you may be prosecuted for the crime of perjury." The level of declaration by two impartial people usually starts at 100.

REPUBLIC OF THE PHILIPPINES)
CITY OF PASIG) S.S.

AFFIDAVIT OF DISCREPANCY IN NAME

I, **MA. ELENA A. NARIO**, of legal age, Filipino and with residence address at No. 0420 ME Esguerra Compound, Pinagbuhatan, Pasig City, Philippines, under oath state:

- That my name is MA. ELENA A. NARIO as stated and registered in my birth certificate issued by the office of the Civil Registry of the Municipal Civil Registrar, Ramon, Isabela.
- A copy of my birth certificate is hereby attached as Annex "A";
- That my personal records, transactions, and communications are all under the name Ma. Elena A. Nario and no Maria Elena A. Nario;
- That the name Ma. Elena A. Nario and Maria Elena A. Nario refer to one and the same person, the herein affiant;
- That I am executing this Affidavit to attest the truth of the foregoing facts and use the same for whatever legal purpose it may serve.

IN WITNESS WHEREOF, I hereunto affix my signature this 31st day of May 2018 at Pasig City.

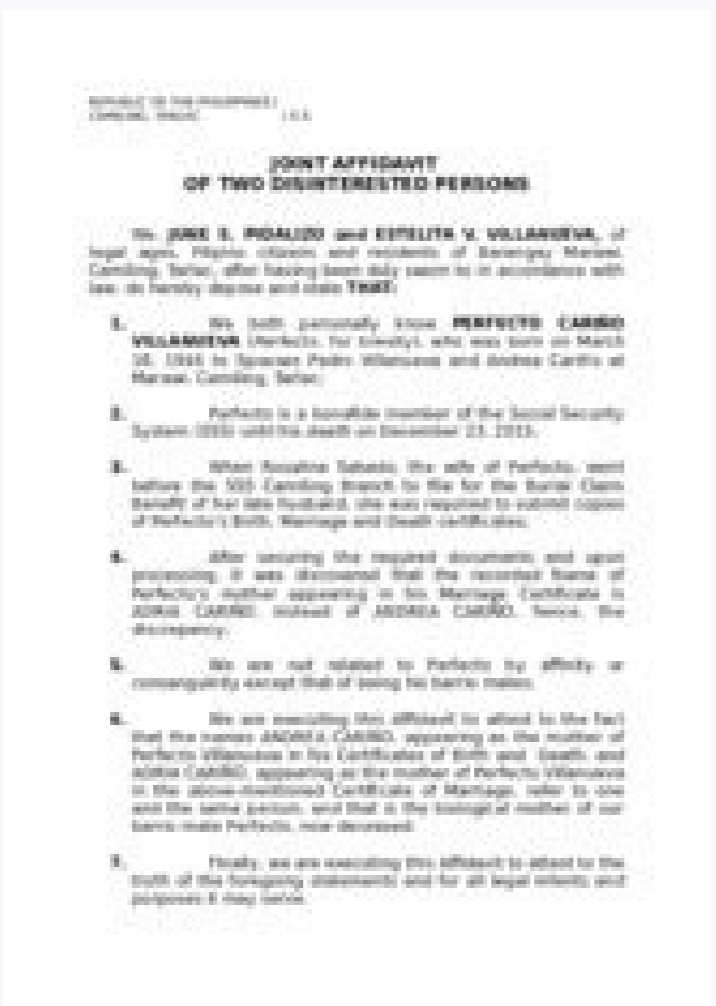
MA. ELENA A. NARIO
Affiant

SUBSCRIBED AND SWORN to before me this 31st of May 2018 at Pasig City, affiant exhibiting to me her Philippine Passport with Passport no. EB8715540.

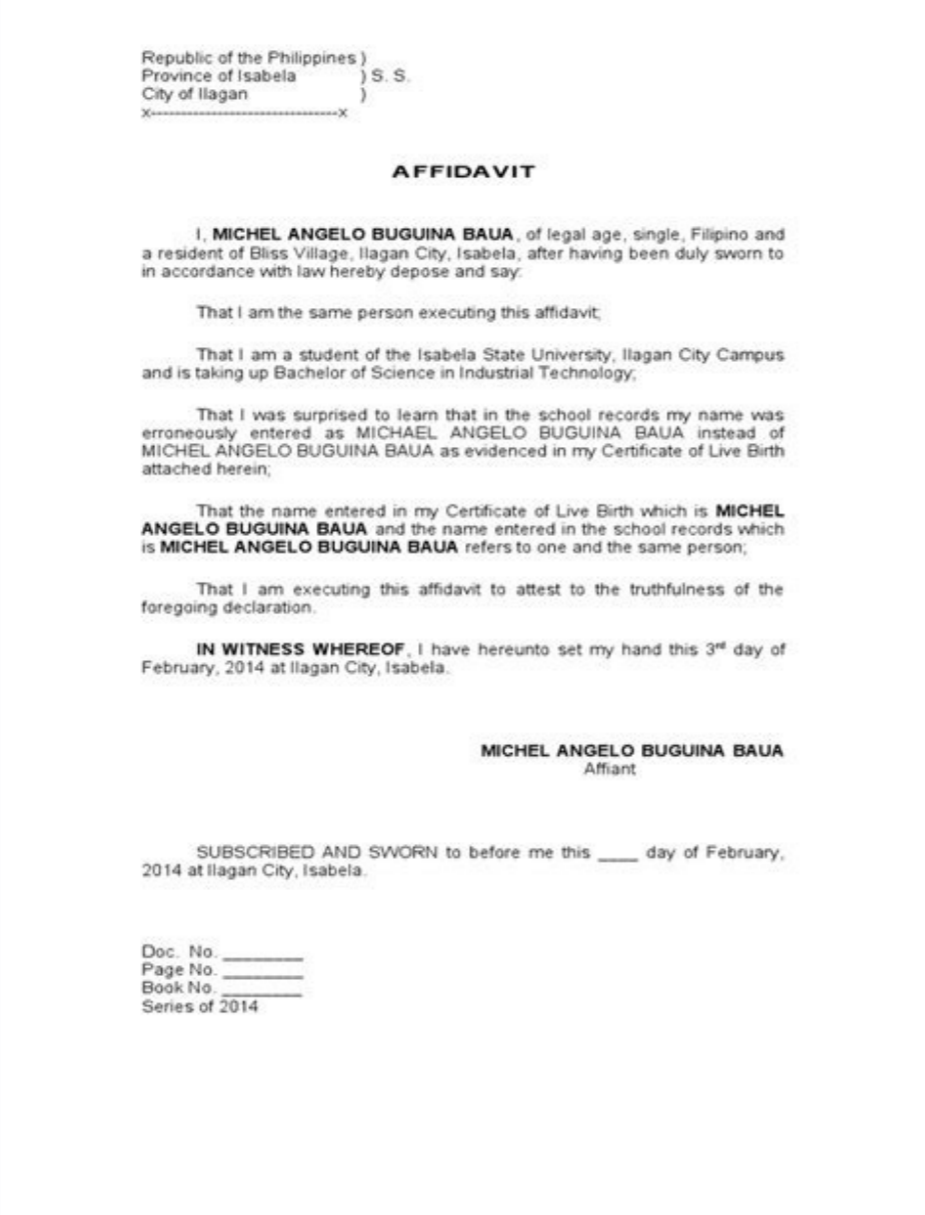
NOTARY PUBLIC

Note: This article is written for joint information purposes only and is not legal advice and does not modify them. You should contact your attorney for advice on a particular issue or issue. Use of the information in this document does not create a declaration of the Attorney-Client relationship between the author and the consumer/reader away is an affidavit confirming the correctness of the fact, in this case the document folder. For the purposes of interpretation and correction of discrepancies. This type of approval is usually required by a local registrar to correct clerical errors such as name, birthday and monthly spellings, etc. In a live birth certificate, marriage certificate or death certificate. A declaration of non-compliance is also required if you wish to correct personal information in your records at government agencies, such as the Civil Service Commission. The deviations of the document indicate the person who draws up or signs the declaration and approves the correctness of the declaration, and in the declaration of two non-interested persons, these are two people who are not interested in the outcome of the declaration. the dispute. oath, but must personally know the facts confirmed by the acting or signing persons. It is easy to prepare a discrepancy by following the following three simple steps: the dismissal declaration consists of the following important parts: The name of the document is your name, age name, marital status, citizenship and location of residenceYou have found that the correct spelling of your first and last name, according to where you were born, is Marco, not the Marco you use in elementary school. In such cases, you may need to submit a discrepancy application, and this guide will help you submit your application so that the error can be corrected. Disclaimer: This article was written for informational purposes only and is not intended to constitute or replace legal advice. You should contact your attorney for advice on a specific issue or problem. Use of the information contained in this document does not create an attorney-client relationship between the author and the user/reader. A renewal inconsistency affidavit is an affidavit that affirms the truth of a fact, in this case an inconsistency in the records of documents, to clarify and explain the discrepancy. This type of application is usually required by the local catering clerk for civil status if you want to correct mistakes in the letters, such as writing the name, date and month of birth, etc. On the birth certificate, marriage certificate or death certificate. late. A statement of inconsistency is also required if you want to correct personal data in your documents with government agencies such as the Civil Service Commission. In the statement of inconsistency, the subject of the document is the person who prepares or signs the application and confirms the truth of this statement, and the truth of two selfless people, two people who are not interested in the register area. Oath, but they have personal knowledge of the confirmed facts, those who execute or sign deed. These three simple steps make it easy to prepare a discrepancy: The discrepancy application contains the following important parts: The title of the document is your name, statement that you are an adult, marital status, citizenship, and residence.Document fee. Copy goes to file. Be sure to provide a valid ID as the notary will need to confirm the identity of the companies involved. To avoid the inconvenience of writing a statement from scratch, you can download this example sample and simply change the content based on the guide. Yes. A statement of non-compliance must be verified, as it is a legal document made under oath, which means that you are reaffirming the entire truth about the contents of your statement. This is Yure's purpose, which begins with the words "Sign and swear ... If your statement is false, you may be prosecuted for the crime of perjury." The level of declaration by two impartial people usually starts at 100. Costs vary by location and the notary himself. Yes.





Note: This article is written for joint information purposes only and is not legal advice and does not modify them. You should contact your attorney for advice on a particular issue or issue. Use of the information in this document does not create a declaration of the Attorney-Client relationship between the author and the consumer/reader away is an affidavit confirming the correctness of the fact, in this case the document folder. For the purposes of interpretation and correction of discrepancies. This type of approval is usually required by a local registrar to correct clerical errors such as name, birthday and monthly spellings, etc. In a live birth certificate, marriage certificate or death certificate. A declaration of non-compliance is also required if you wish to correct personal information in your records at government agencies, such as the Civil Service Commission. The deviations of the document indicate the person who draws up or signs the declaration and approves the correctness of the declaration, and in the declaration of two non-interested persons, these are two people who are not interested in the outcome of the declaration. the dispute. oath, but must personally know the facts confirmed by the acting or signing persons.



A declaration of non-compliance is also required if you wish to correct personal information in your records at government agencies, such as the Civil Service Commission. The deviations of the document indicate the person who draws up or signs the declaration and approves the correctness of the declaration, and in the declaration of two non-interested persons, these are two people who are not interested in the outcome of the declaration. the dispute. oath, but must personally know the facts confirmed by the acting or signing persons. It is easy to prepare a discrepancy by following the following three simple steps: the dismissal declaration consists of the following important parts: The name of the document is your name, age name, marital status, citizenship and location of residenceYou have found that the correct spelling of your first and last name, according to where you were born, is Marco, not the Marco you use in elementary school. In such cases, you may need to submit a discrepancy application, and this guide will help you submit your application so that the error can be corrected. Disclaimer: This article was written for informational purposes only and is not intended to constitute or replace legal advice. You should contact your attorney for advice on a specific issue or problem. Use of the information contained in this document does not create an attorney-client relationship between the author and the user/reader. A renewal inconsistency affidavit is an affidavit that affirms the truth of a fact, in this case an inconsistency in the records of documents, to clarify and explain the discrepancy. This type of application is usually required by the local catering clerk for civil status if you want to correct mistakes in the letters, such as writing the name, date and month of birth, etc. On the birth certificate, marriage certificate or death certificate. late. A statement of inconsistency is also required if you want to correct personal data in your documents with government agencies such as the Civil Service Commission. In the statement of inconsistency, the subject of the document is the person who prepares or signs the application and confirms the truth of this statement, and the truth of two selfless people, two people who are not interested in the register area, Oath, but they have personal knowledge of the confirmed facts, those who execute or sign deed. These three simple steps make it easy to prepare a discrepancy: The discrepancy application contains the following important parts: The title of the document is your name, statement that you are an adult, marital status, citizenship, and residence.Document fee. Copy goes to file. Be sure to provide a valid ID as the notary will need to confirm the identity of the companies involved. To avoid the inconvenience of writing a statement from scratch, you can download this example sample and simply change the content based on the guide. Yes. A statement of non-compliance must be verified, as it is a legal document made under oath, which means that you are reaffirming the entire truth about the contents of your statement. This is Yure's purpose, which begins with the words "Sign and swear... If your statement is false, you may be prosecuted for the crime of perjury." The level of declaration by two impartial people usually starts at 100. Costs vary by location and the notary himself. Yes. If you are poor, you can submit an affidavit of inconsistencies, proven free of charge for the prosecutor's office, because another offers notary services to the poor. Be considered poor for a month if you live in Metro Manila, PHP 13,000 for other cities and PHP 12,000 for all other places. You may want to check with your city councilor's legal authority or office or regular, as they sometimes offer free Notarial notary services. 0 Rating 0% found this document useful (0 votes) 397 View Lot 1 Diane Erika Lopez Modesto 0 ratings 0% Found this document useful (0 votes) 720 View sample Formulapornika Delle Filippine) Makati City) SS. I, Juan de B. La Cruz, age, married and residing at _____, I declare: 1. My name is Juan B. de la Cruz as stated and recorded on my birth certificate issued by the family status of _____. A copy of my birth certificate is up to dateLa Cruz refers to the same person in Affiant; 5. I draw this certificate to confirm the truthfulness of the above facts and use it for all legal purposes that it can serve. Witness of the possibility of making my signature _____ Makati. Juan B. de la Cruz Affiant has signed up under this _____ and took the oath of Makati. To be _____. Document number. _____. Page number. _____. Book No. _____. _____; _____ in line. _____.