



CLUB ETIQUETTE

Arrive and leave on time.

Only enter the club with clean shoes

Only use clean golf balls and clubs when playing. Dirty balls will mark the hitting screen and are not permitted.

ONLY USE TEES PROVIDED BY THE CLUB

Make sure all equipment is working properly before use.

Refer to the manual if the equipment is not operating properly.

Make sure everyone is clear of the person swinging and playing golf.

Be sociable, but reserve your extended conversations to each bay or common area.

Make sure your golf bay is clean before you leave. Cleaning fees apply.

Have fun and enjoy the experience!

MEMBERS ASSUME FULL RISK OF LOSS AND RESPONSIBILITY FOR DAMAGE TO THEIR HEALTH AND CLUB.


Instruction Manual

How To Use the Simulator.....	3
Where to Place the Ball.....	3
How to Aim - Use the Touchscreen NOT Your Body 😊.....	5
View Your Scorecard.....	6
Use a Mulligan.....	7
Use a Drop.....	8
Pickup Your Ball.....	9
Click the home button at any time to start over.....	10
Play A Course.....	11
Driving Range.....	14
Chipping Green.....	16
Play Mini Games.....	18
Course List.....	22
Mini-Game List.....	24



How To Use the Simulator

Where to Place the Ball

Place the ball within the circle of dots



Your club must cross all three lines while swinging. If your swing does not register, you can try moving the ball forward or backward but always stay within the dots.



How to Aim - Use the Touchscreen NOT Your Body 😊

1. When in game, **always aim your body to hit towards the center of the screen.** Use the touchscreen monitor to move the “candy cane” colored post to aim around the course.

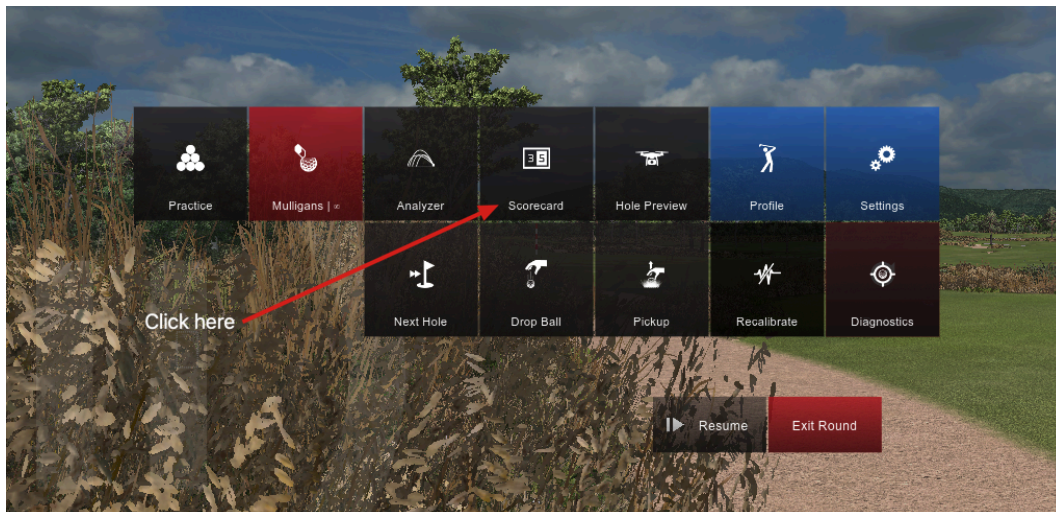


View Your Scorecard

Bring up the main menu by clicking the E6 icon in the bottom left of the screen



Select scorecard from the menu



Use a Mulligan

After you hit, click the mulligan button on the touchscreen

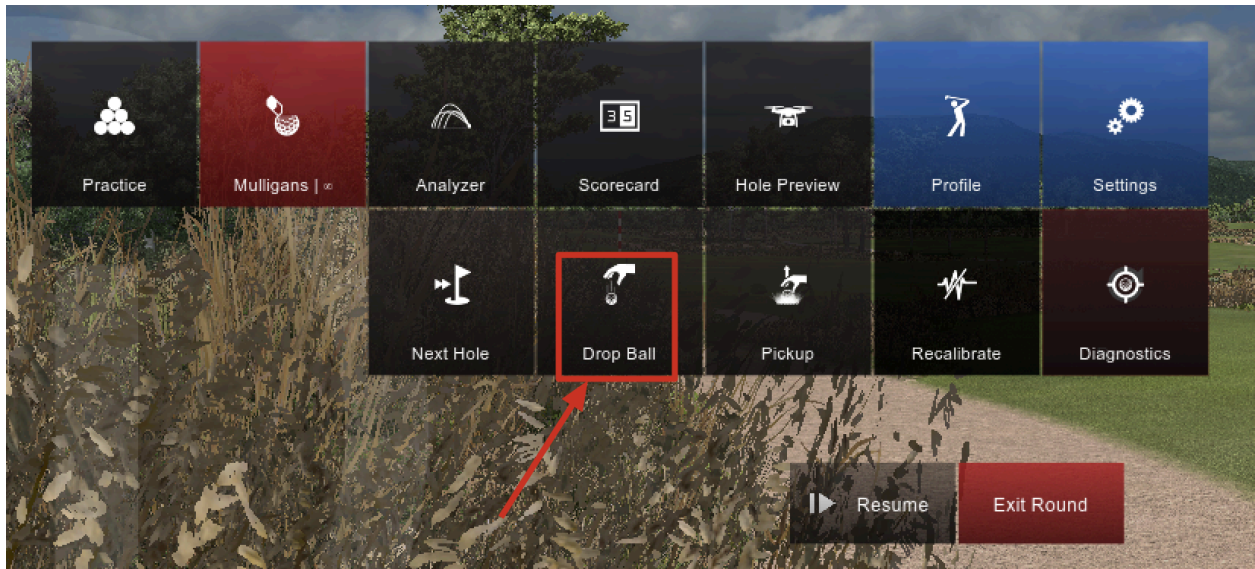


Use a Drop

Click the E6 icon while in play



Select Drop Ball from the menu

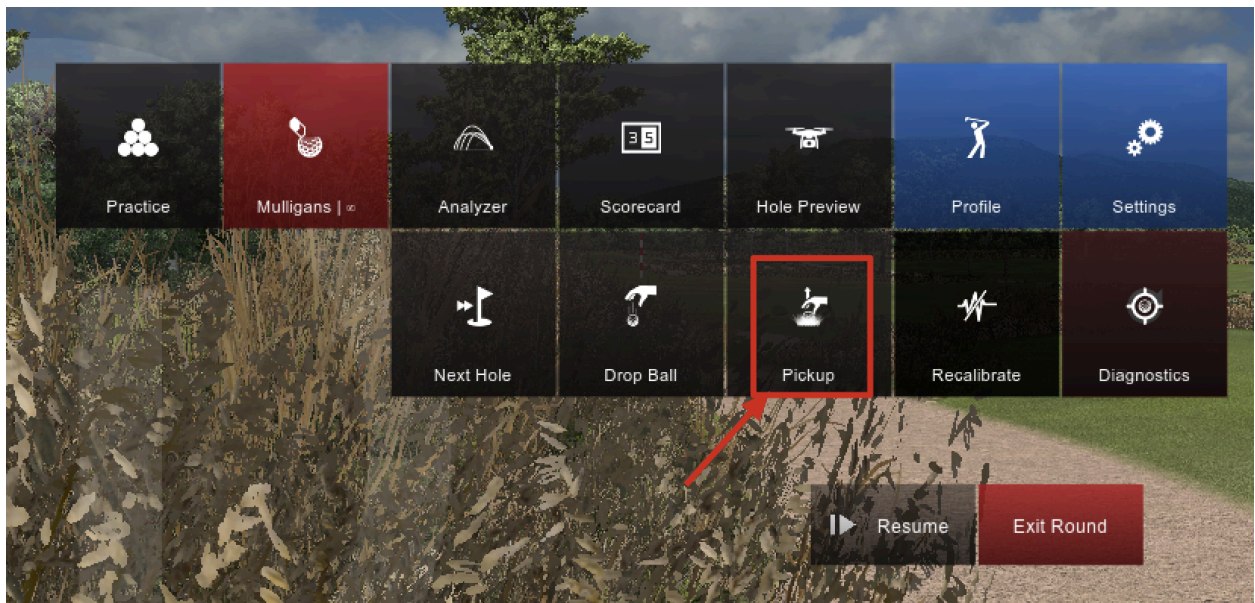


Pickup Your Ball

Click the E6 icon while in play



Select Pickup from the menu

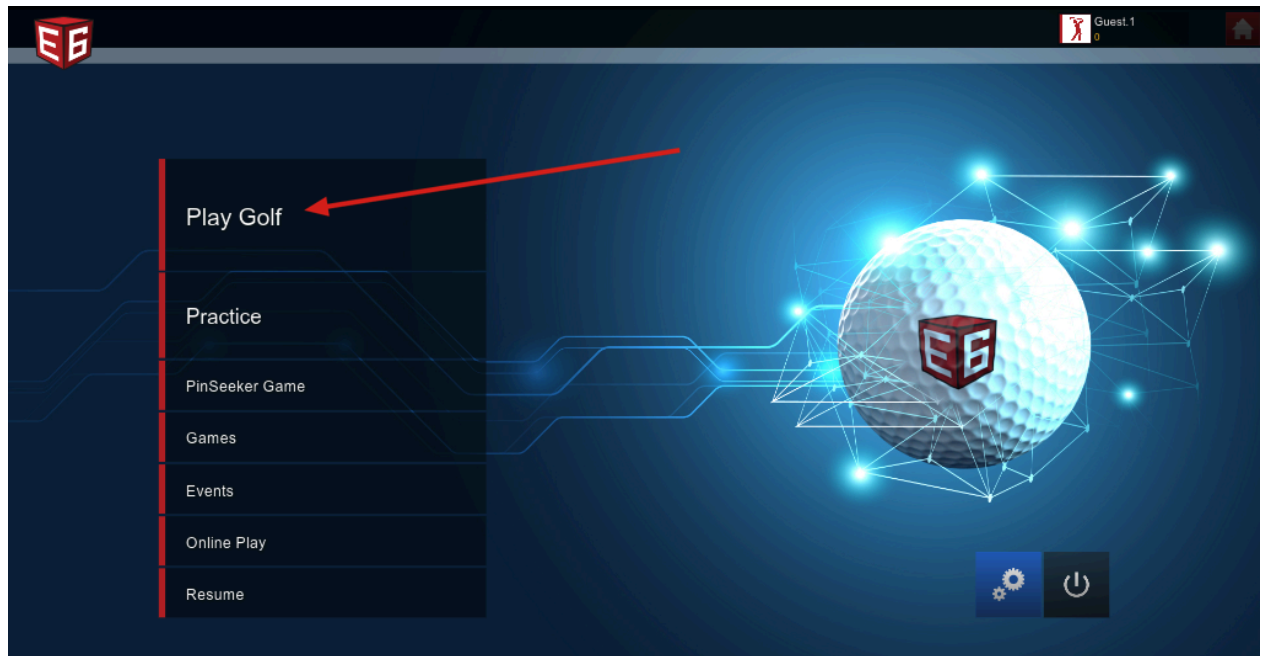


Click the home button at any time to start over



Play A Course

1. From the Home Screen > Click “Play Golf”



2. Log In or Create Guest Profile and Click Next. “AI Player” will allow you to play against a computer player



3. Select Mode of Play and Click Next



4. Select a Course and Click Next



5. Update Game Options/Select Holes(Most use the default) and click TEE OFF!

The screenshot displays the 'Stroke Play' interface. At the top, the 'EB' logo is on the left, and player information for 'Guest.1' and 'Guest.2' is on the right. The main title 'Stroke Play' is prominently displayed. Below it, a sidebar contains 'Game Options' and 'Selected Holes'. The central area is titled 'HOLES TO PLAY' and features a grid of 18 hole cards. A note states: '** Custom hole selection will not use player handicaps.' Below the grid are filters for '1-9', '10-18', and 'All', along with a trash icon. The 'Available Holes' section shows a grid of 18 holes with their respective yardages: 369y, 352y, 319y, 289y, and 285y. A 'Hole 1 Par 5' preview is shown on the right. At the bottom right, there is a 'TEE OFF!' button.

EB Guest.1 Guest.2

Stroke Play

Sweetens Cove

Game Options

Selected Holes

Settings

HOLES TO PLAY

** Custom hole selection will not use player handicaps.

1 ₅	2 ₄	3 ₅	4 ₃	5 ₄	6 ₄	7 ₄	8 ₄	9 ₃
10 ₅	11 ₄	12 ₅	13 ₃	14 ₄	15 ₄	16 ₄	17 ₄	18 ₃

1-9 10-18 All

Available Holes

1 ₅	2 ₄	3 ₅	4 ₃	5 ₄	6 ₄	7 ₄	8 ₄	9 ₃
10 ₅	11 ₄	12 ₅	13 ₃	14 ₄	15 ₄	16 ₄	17 ₄	18 ₃

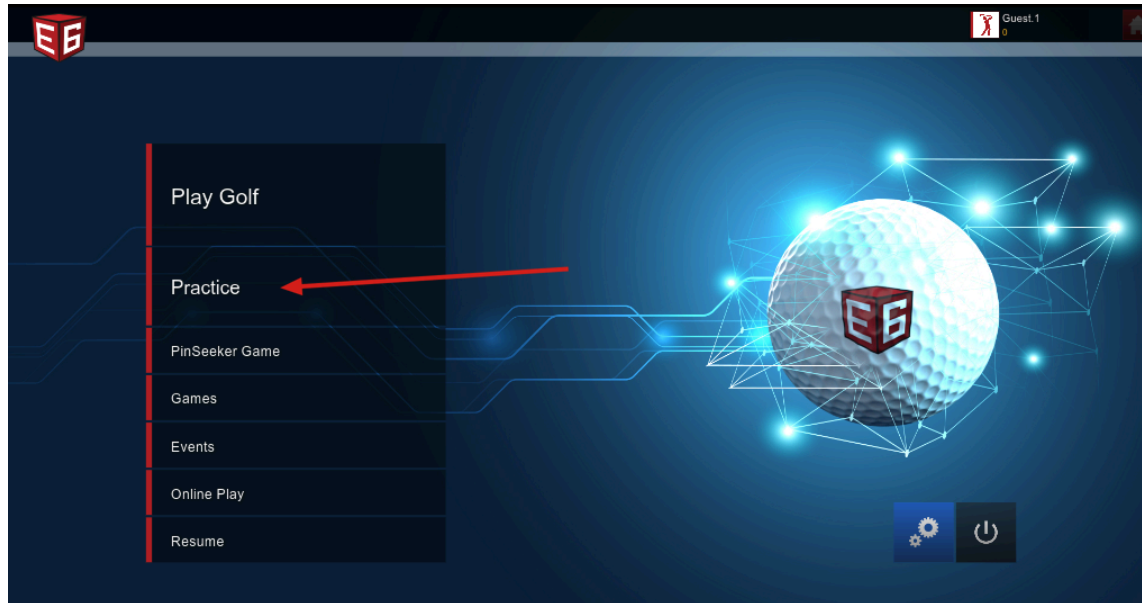
369y 352y 319y 289y 285y

Hole 1 Par 5

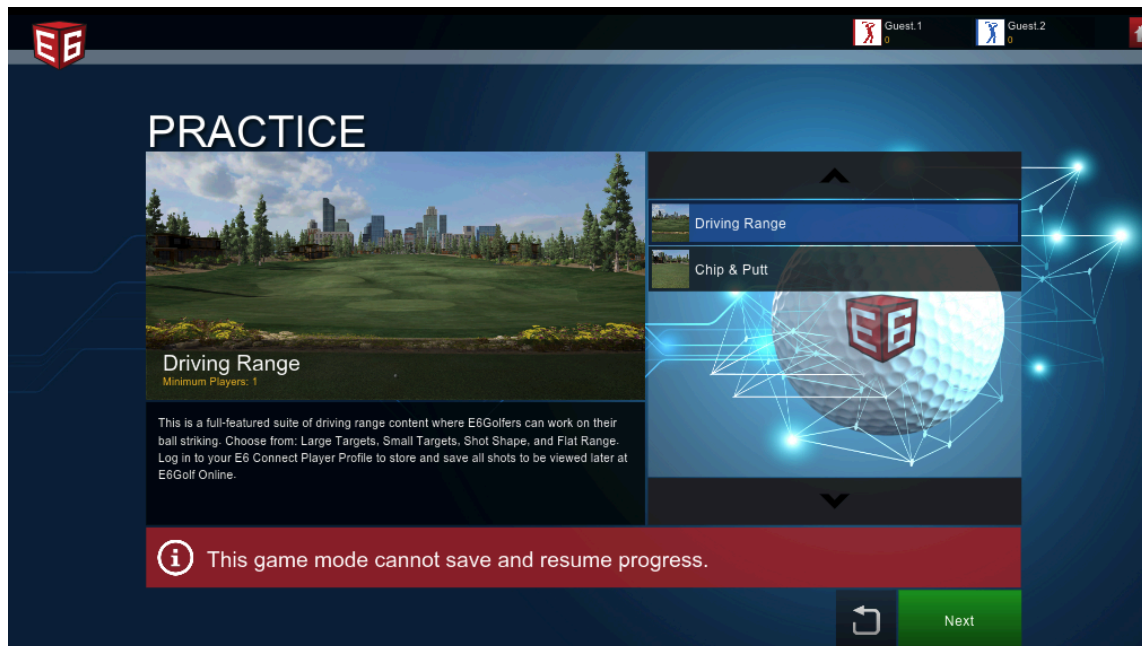
TEE OFF!

Driving Range

1. Click "Practice" from the main menu



2. Choose Driving Range



3. Select Driving Range Course



4. Update Game Options and click TEE OFF!



Chipping Green

1. Click "Practice" from the main menu



2. Choose Chipping Green



3. Select Chipping Course



4. Update Game Options and click TEE OFF!



Play Mini Games

1. Click “Games” from the main menu



2. Log In or Create Guest Profiles and Click Next. “AI Player” will allow you to play against a computer player



3. Select Your Game(List below is a few of our favorites but there are many more!)

The screenshot shows the 'GAMES' selection screen. At the top left is the 'EG' logo. At the top right, it says 'Guest.1' with a small red house icon. The main title 'GAMES' is centered at the top. Below it is a large image of a nuclear explosion. The game title 'Demolition Driving Range' is displayed below the image, with 'Minimum Players: 1' underneath. A paragraph of text describes the game: 'This is a BETA version and should be played by just one player at a time. Take 5 shots within the Time Limit. Click on an object to aim at it, then select a club. Target points are based on their distance from the tee, except the Golf Cart, which is worth 500 points. The Pirate target can be hit twice. Hit targets totaling 200 or more points to unlock a Bonus Shot at the Ring of Fire. Hit through the Ring to earn an additional 500 points!'. To the right of the main image is a list of game options: 'Demolition Driving Range', 'Closest To The Pin', 'Long Drive', 'Long Drive - Las Vegas', 'Long Drive - Smash Hit', and 'Long Drive - World Series'. At the bottom left of the game card is an information icon and the text 'This game mode cannot save and resume progress.'. At the bottom right are a refresh icon and a green 'Next' button.

The screenshot shows the 'SELECT COURSE' screen. At the top left is the 'EG' logo. At the top right, it says 'Guest.1' with a small red house icon. The main title 'SELECT COURSE' is centered at the top. Below it is a large image of a battleship firing a cannon. The game title 'Battle Stations' is displayed below the image, with 'YARDAGE 500 yds | PAR 12 | ELEVATION 0 ft' underneath. A paragraph of text describes the game: 'Your city is under attack and it's up to you to defend it! Launch shots from your battle station to hit enemy ships and choppers before they can fire at your city and deduct points from your score. One hit will destroy choppers, submarines and mines. Ships must be hit twice, with the first strike crippling them and the second blowing them out of the water!'. At the bottom left of the game card are icons for a trash can and a download arrow, with the text 'Download' next to the download icon. Below that, it says 'Version: 40' and 'Size: 55.1 MB'. To the right of the main image is a list of course options: 'All Courses', 'Carnival', 'Demolition Driving Range', and 'Battle Stations'. At the bottom right of the course list is a 'Download All' button. At the bottom right of the screen are a refresh icon and a green 'Next' button.



Guest.1



GAMES



Horse
Minimum Players: 1

To begin the game, the first player tries to hit any target. If the player hits a target the other players have to hit the exact same target. But if they miss, the next player gets to hit to any target they want. Any player that cant make the first persons shot gets a letter. Everyone keeps playing the game and making up crazy shots until someone misses enough times to spell out the word. The player who does not spell the word is the winner!

- Long Drive - World Series
- High Score - Ice Trolls
- High Score
- Horse**
- 301
- Billiards

This game mode cannot save and resume progress.


[Next](#)



Guest.1



GAMES



301
Minimum Players: 1

All Players begin with 301 Points and must hit targets to subtract the value of the portion of the target they hit from their score. First individual to Zero Wins. If a player subtracts too many points from their score, they return to 51 Points.

- Long Drive - World Series
- High Score - Ice Trolls
- High Score
- Horse
- 301**
- Billiards

This game mode cannot save and resume progress.

[Next](#)

4. Select Your Game Settings and Click TEE OFF!

The screenshot displays the E6 golf simulator interface. At the top left is the E6 logo, and at the top right, it shows 'Guest 1' and a home icon. The main screen is titled 'Horse' and features a 'Long Drive Range' image. On the left side, there is a vertical menu with options: 'Game Options', 'Teams', 'Play Time', and 'Settings' (which is highlighted in blue). The central 'SETTINGS' panel lists various game parameters:

Setting	Value
Mulligans:	N/A
Pin Position:	N/A
Auto Caddie:	N/A
Auto Flybys:	N/A
Wind:	Course Wind
Green Hardness:	N/A
Fairway Hardness:	N/A
Resume Game:	Not Supported
Putting Mode:	N/A
Auto Continue:	5 Seconds
Terrain Penalty:	N/A
Auto Drop and Rehit:	Off
Elevation:	Course Elevation
Green Speed:	N/A
Atmosphere:	Cloudy Afternoon

At the bottom right of the screen, there is a 'TEE OFF!' button in green, accompanied by a refresh icon.

Course List

Asiana Country Club	Innisbrook Copperhead
Atunyote Golf Club at Turning Stone	Jeremy Ranch Golf and Country Club
Bandon Dunes Golf Resort	The Judge at Capitol Hill
Bay Hill Club & Lodge	Junior Challenge Course
Bethpage State Park: Black Course	Kapalua Golf Club – Bay Course
Bighorn – Canyons Course	Kapalua Golf Club – Plantation Course
Bighorn – Mountains Course	Kapalua Golf Club – Village Course
Bryan Bros Skill Shot Challenge	Kauri Cliffs Golf Club
Cambrian Ridge	Kiawah Ocean Course
Castle Pines Golf Club	King and Bear Course
Cog Hill Country Club	Kuala Lumpur West
Covered Bridge Golf Club	Lakeside Golf Course
Devil’s Island	Le Grand George Golf Course
Dorado Beach Resort & Club	Le Sorcier Golf Club
Emerald Dunes Club	Losby Golfklubb
Entrada at Snow Canyon	Mauna Kea Golf Course
Firestone Country Club	Mauna Lani Bay – South Course
Frankfurter Golf Club	Navajo Hills Country Club
The Gallery Golf Club	New South Wales Golf Club
Glenwild Golf Club & Spa	Owl Creek Golf Club and Resort
Goat Hill Park Golf Club	Pacific Dunes Golf Resort
The Golf Club of Houston	Pacific Rim Country Club
Grand Country Club	Paradise Palms Golf Course
The Greenbrier – The Old White Golf Course	Champions Course at PGA National
Hapuna Golf Course	Phoenix Country Club
Harbour Town – Hilton Head Island	Pinehurst No. 2
Holtsmark Golf Club	Portmarnock Hotel and Golf Links

Prairie Dunes Country Club
Princeville Golf Course
Quarry Ridge Golf Course
Raven Golf Club
Royal Melbourne Golf Club
Royal Troon Golf Club
Sand Ridge Golf Club
Scottsdale North
Sea Island Seaside Course
Silver Lakes
Skeleton Coast
Superstition Mountain
Taichung International Country Club
Three Canyons
Tribute at the Otsego Club
Torrey Pines Golf Course
Sweeten's Cove
Finca Cortesin
La Bagnaia Golf & Spa Resort
Lofoten Links
Tralee Golf Club
Troon North – Pinnacle Course
Valderrama Golf Club
Westfields Golf Club
Yellowstone Golf Course

Mini-Game List

301
Battle Stations
Billiards
Blackout
Carnival
Demolition Driving Range
Henyet
High Score
High Score – Ice Trolls
Horse
Long Drive – Las Vegas
Long Drive – Smash Hit
Shot-For-Shot
Solaro