



Masonry

MATERIALS LIST

Suggested Tools for the competition – please contact Jenny Stephenson, MII, at 515-979-8235 to discuss further. MII will have tools available that contestants can borrow but this needs to be coordinated ahead of time.

- One trowel
- Levels (suggested 24" and 48")
- One "S" jointer
- Long jointer
- One brick hammer
- Two 6-foot folding rules (one modular, one standard)
- One carrying bag
- One pencil
- One square
- One brush
- One brick chisel
- Line and line blocks

All competitors must create a one-page résumé and submit a hard copy to the technical committee chair at orientation. Failure to do so will result in a penalty.

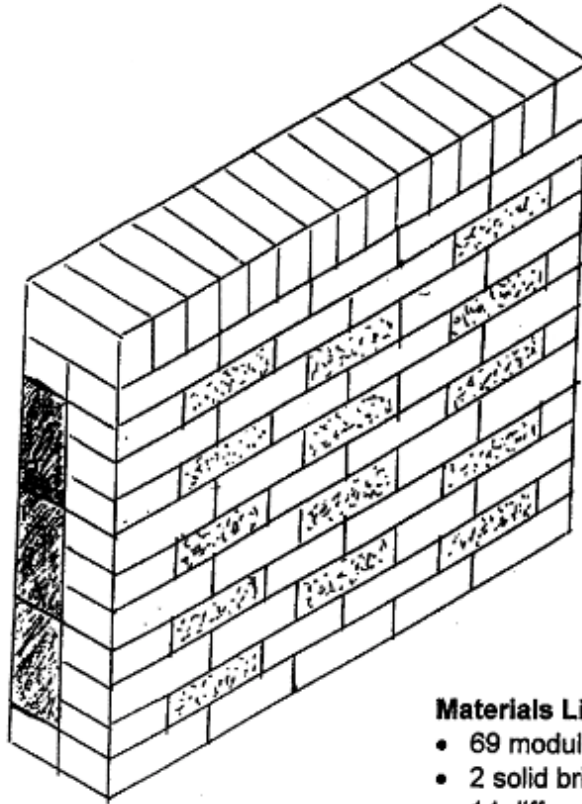
CLOTHING REQUIREMENT

Each contestant will receive a safety green work shirt to wear during the competition. Contestants are required to wear long pants (jeans/work pants) along with boots or heavy work shoes; and safety glasses with side shields or goggles. (Prescription glasses can be used only if they are equipped with side shields.



Masonry Skills Challenge

First Year Project



Materials List:

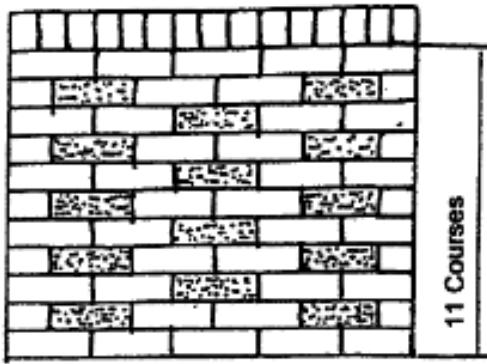
- 69 modular brick
- 2 solid brick
- 14 different-colored modular brick
- 6 4x8x16" cmu
- 3 4x8x8" cmu




IOWA ASSOCIATION
OF SkillsUSA

Instructions:


1. Build wall as shown.
2. First course of brick to be used to level project and will not be considered in judging height.
3. Brick coursing to be 3 in 8" from top of first course up or #6 on modular rule.
4. Fill all head, bed and collar joints.
5. Both sides and ends to be finished with concave jointer.
6. Clean by dry brushing only.
7. Project length will be 39 5/8.
8. Vertical measurement will be 30 1/4 from top of first course.
9. Front elevation will face Exhibits.




Front View




Courses No. 1 & 11



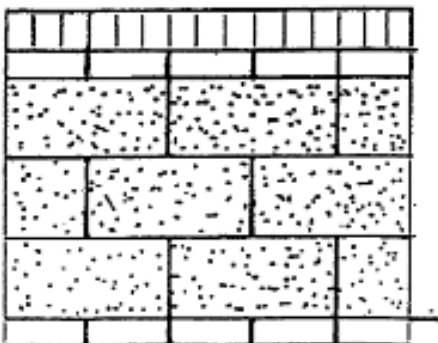
Courses No. 2, 4, 6, 8 & 10



Courses No. 3, 5, 7 & 9



Rowlock Cap



Rear View

Height corner