

BEISIT®

倍仕得电气科技(杭州)股份有限公司
BEISIT ELECTRIC TECH (HANGZHOU) CO.,LTD.



Seeking Distributors worldwide

Ex d Cable Glands

隔爆型电缆固定头

Ex e Cable Glands

增安型电缆固定头

Accessories

相关配件

倍仕得园区鸟瞰图
Beisit factory Aeroview



企业认证

Company Certifications



ISO9001



ISO14001



ISO45001



产品认证

Product Certifications



ATEX



CJEX



IECEX



CE



产品测试

Product Tests



IP68



RoHS



拉力试验



耐寒试验



耐热试验



I 类

矿用防爆领域

矿用防爆领域：煤矿、矿山具有瓦斯等爆炸性气体突出的场所。

II 类

工厂用防爆领域

工厂用防爆领域：除煤矿、矿山外的所有场所，如：石油、天然气、化工、轻纺、医药、军工等企业。

Application Fields

I

Explosion-proof fields for Mines

Coal mines, mines where full of gas and other explosive gases.

II

Explosion-proof field for factory

All places except coal mines and mines, such as petroleum, natural gas, chemical, textile, pharmaceutical, military and other industries.

煤矿 Coal mine



煤矿 Coal mine



煤矿 Coal mine



化工 Chemical industry



化工 Chemical industry



生物制药 Pharmaceuticals



石油 Petroleum



石油 Petroleum



天然气 Natural gas



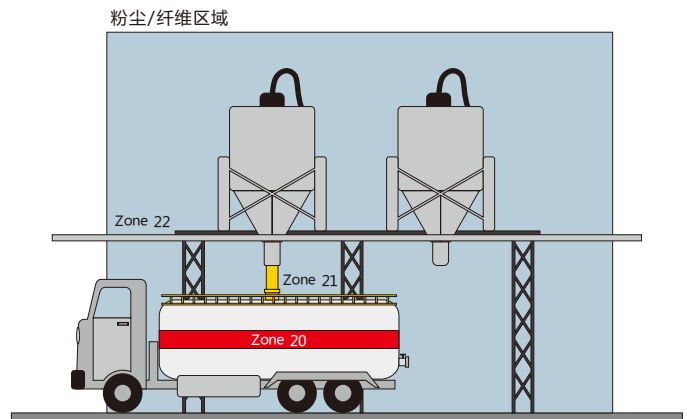
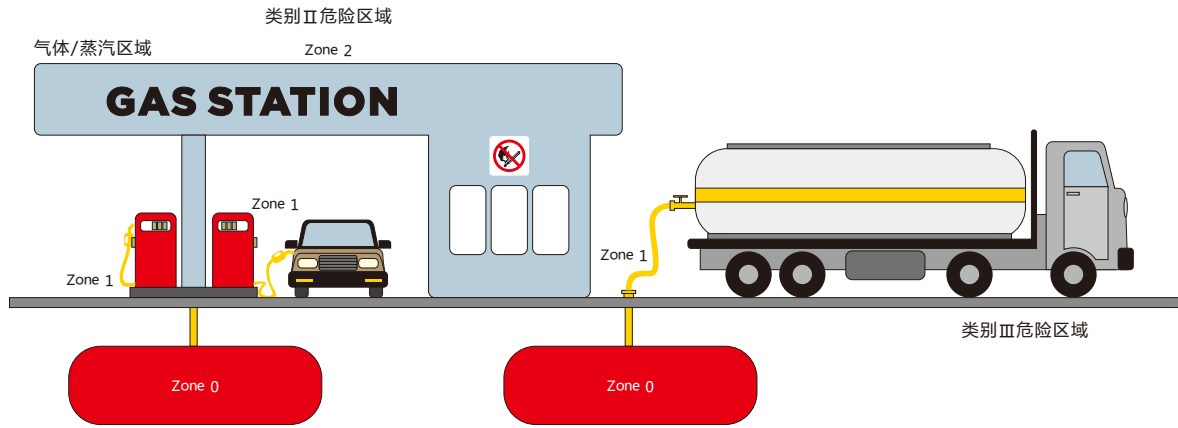
产生爆炸的三大条件

(1) 燃料: (2) 氧气: (3) 火源.

以上任意一个条件缺失, 就不会产生爆炸。

潜在爆炸环境

潜在爆炸环境是指有可燃物和氧气的混合环境, 氧气作为空气的一部分普遍存在于周围环境中。如果氧气含量低于可燃物所需的阈值, 即氧气极限浓度, 那么这样的混合物就不会被点燃。



危险性区域定义

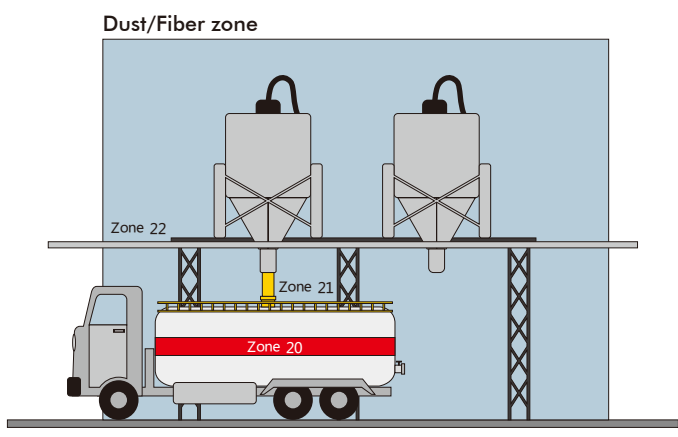
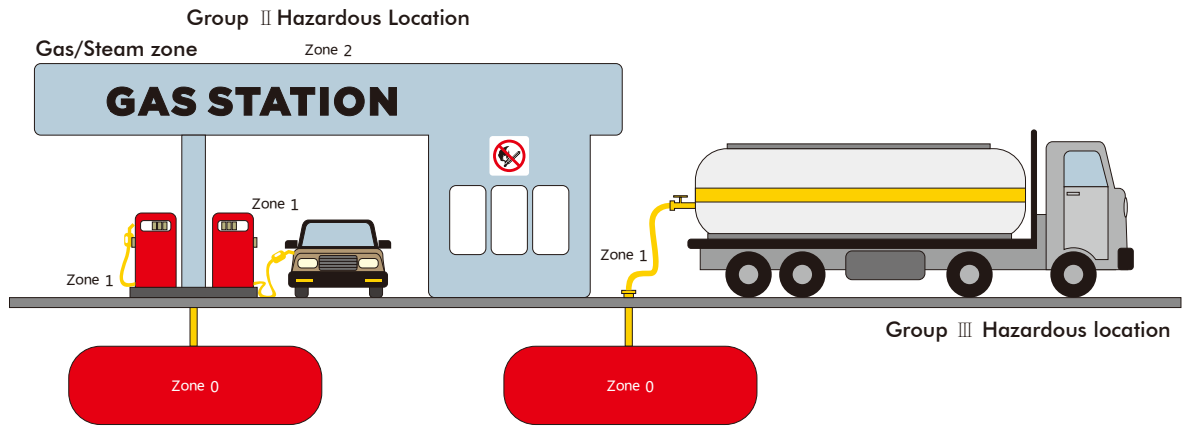
气体	0区	易燃易爆气体持续存在或长时间存在的区域 (如每年超过1000小时)。
	1区	易燃易爆气体在正常运行状态时存在的区域 (如每年10-1000小时)。
	2区	易燃易爆气体在正常运行状态时通常不存在, 但如果有也仅存在短暂的时间 (如每年少于10小时)。
粉尘	20区	爆炸性粉尘或可燃纤维与空气的混合物持续存在或长时间存在的区域。
	21区	爆炸性粉尘或可燃纤维与空气的混合物可能出现的区域。
	22区	爆炸性粉尘或可燃纤维与空气的混合物不可能出现, 即使出现也是偶尔的或短时间的。

Three conditions for explosion

- (1) Fuel
- (2) Oxygen
- (3) Fire Source

Absence of above conditions, there will be no explosion

Potentially Explosive atmospheres Potentially explosive environment refers to a mixture of combustibles and oxygen. Oxygen is ubiquitous in the environment as a part of the air. If the oxygen content is below the threshold required for combustible combustion, known as the oxygen limit concentration, then such mixtures will not be ignited.



Hazardous area definition

Gas	Zone 0	Areas where flammable and explosive gases persist or exist for a long time (such as more than 1,000 hours per year).
	Zone 1	Areas where flammable and explosive gases exist during normal operation (such as 10-1000 hours per year).
	Zone 2	Areas where flammable and explosive gases usually do not exist during normal operation, but if there are, they only exist for a short time (such as less than 10 hours per year).
Dust	Zone 20	Areas where explosive dust or a mixture of combustible fibers and air persists or exists for a long time.
	Zone 21	Areas where explosive dust or a mixture of combustible fibers and air may occur.
	Zone 22	Areas where Explosive dust or combustible fibers combined with air are unlikely to appear, and even if it appears, it is occasional or short-term.

工矿类别	气体类别及代表性物质		粉尘类别及代表	
矿井下	I	甲烷		
矿井外	II A	丙烷	III A	可燃性飞絮
	II B	乙烯	III B	非导电性粉尘
	II C	氢气	III C	导电性粉尘

设备防护

设备保护级别、保护特性和运行条件			
设备类别	设备保护级别	设备保护特性	运行条件
I 类 煤矿	Ma 很高	两个单独保护措施或 即使两个故障彼此单独出现依然安全	当出现爆炸性环境时设备依然运行
	Mb 高	适合正常操作和严酷运行条件	当出现爆炸性环境时设备断电
II 类 气体	Ga 很高	两个单独保护措施或 即使两个故障彼此单独出现依然安全	在0区、1区和2区设备依然运行
	Gb 高	适合正常运行和经常出现干扰或 正常考虑故障的设备	在1区和2区设备依然运行
	Gc 一般	适合正常运行	在2区设备依然运行
III 类 粉尘	Da 很高	两个单独保护措施或 即使两个故障彼此单独出现依然安全	在20区、21区和22区设备依然运行
	Db 高	适合正常运行和经常出现干扰或 正常考虑故障的设备	在21区和22区设备依然运行
	Dc 一般	适合正常运行	在22区设备依然运行

Industrial and mining category	Gas categories and representative substances		Dust category and representative	
Underground	II	Methane		
Outside the mine	II A	Propane	III A	Combustible flyings
	II B	Ethylene	III B	Non-conductive dust
	II C	Hydrogen	III C	Conductive dust

Equipment protection

Equipment protection level, protection characteristics and operating conditions			
Equipment category	EPL	Equipment protection features	Operating conditions
Group I Coal Mine	Ma Very high	Two separate safeguards or even if two failures occur separately from each other, they are still safe	The equipment is operated when an explosive environment is present
	Mb high	Suitable for normal operation and severe operating conditions	When an explosive environment is present, the device is powered off
Group II Gas	Ga Very high	Two separate safeguards or even if two failures occur separately from each other, they are still safe	Devices are still running in zone 0, zone 1, and zone 2
	Gb High	Suitable for normal operation and equipment that often interferes or normally considers faults	The equipment is still running in Zone 1 and Zone 2
	Gc General	Suitable for normal operation	The equipment is still running in zone 2
Group III Dust	Da Very high	Two separate safeguards or even if two failures occur separately from each other, they are still safe	The equipment is still running in Zone 20, Zone 21 and Zone 22
	Db High	Suitable for normal operation and equipment that often interferes or normally considers faults	Equipment is still running in Zone 21 and Zone 22
	Dc General	Suitable for normal operation	The equipment is still running in zone 22

设备类别	EPL等级	防护类型	代码	IEC标准	GB标准	适用区域	
I类煤矿	Ma	浇封型	ma	IEC 60079-18	GB 3836.9-2006		
		本质安全型	ia	IEC 60079-11	GB 3836.4-2010		
	Mb	浇封型	mb	IEC 60079-18	GB 3836.9-2006		
		本质安全型	ib	IEC 60079-11	GB 3836.4-2010		
		隔爆型	d	IEC 60079-1	GB 3836.2-2010		
		增安型	e	IEC 60079-7	GB 3836.3-2010		
		正压型	pX	IEC 60079-2	GB 3836.5-2004		
充砂型	q	IEC 60079-5	GB 3836.7-2004				
II类气体	Ga	浇封型	ma	IEC 60079-18	GB 3836.9-2006	0、1、2	
		本质安全型	ia	IEC 60079-11	GB 3836.4-2010		
	Gb	浇封型	mb	IEC 60079-18	GB 3836.9-2006	1、2	
		本质安全型	ib	IEC 60079-11	GB 3836.4-2010		
		隔爆型	d	IEC 60079-1	GB 3836.2-2010		
		增安型	e	IEC 60079-7	GB 3836.3-2010		
		油浸型	o	IEC 60079-6	GB 3836.6-2004		
		正压型	Px&py	IEC 60079-2	GB 3836.5-2004		
	Gc	充砂型	q	IEC 60079-5	GB 3836.7-2004	2	
		浇封型	mc	IEC 60079-18	GB 3836.9-2006		
		本质安全型	ic	IEC 60079-11	GB 3836.4-2010		
		增安型	e	IEC 60079-7	GB 3836.3-2010		
		无火花型	nA	IEC 60079-15	GB 3836.8-2003		
		有火花型	nC	IEC 60079-15	GB 3836.8-2003		
限制呼吸型		nR	IEC 60079-15	GB 3836.8-2003			
限制能量型	nL	IEC 60079-15	GB 3836.8-2003				
III类粉尘	Da	正压型	pz	IEC 60079-2	GB 3836.5-2004	20、21、22	
		浇封型	ma	IEC 60079-18	GB 12476.6-2010		
		本质安全型	ia	IEC 60079-11	GB 12476.4-2010		
	Db	外壳保护型	ta	IEC 60079-31	IEC 61241-1	21、22	
		浇封型	mb	IEC 60079-18	GB 12476.6-2010		
		本质安全型	ib	IEC 60079-11	GB 12476.4-2010		
		外壳保护型	tb	IEC 60079-31	IEC 61241-1		
	Dc	正压型	p	IEC 61241-4	GB 12476.7-2010	22	
		浇封型	mc	IEC 60079-18	GB 12476.6-2010		
		本质安全型	ic	IEC 60079-11	GB 12476.4-2010		
		外壳保护型	tc	IEC 60079-31	IEC 61241-1		
			正压型	p	IEC 61241-4	GB 12476.7-2010	

注：根据我国国情，部分增安型“e”仅适用于2区，详见GB 3836.15-2000。

Equipment Category	EPL Level	Type of protection	Code	IEC standard	GB standard	Applicable area
Group I Coal Mine	Ma	Encapsulation	ma	IEC 60079-18	GB 3836.9-2006	
		Intrinsically safe	ia	IEC 60079-11	GB 3836.4-2010	
	Mb	Encapsulation	mb	IEC 60079-18	GB 3836.9-2006	
		Intrinsically safe	ib	IEC 60079-11	GB 3836.4-2010	
		Flameproof enclosures	d	IEC 60079-1	GB 3836.2-2010	
		Increased safety	e	IEC 60079-7	GB 3836.3-2010	
		Positive pressure	px	IEC 60079-2	GB 3836.5-2004	
		Sand-filled	q	IEC 60079-5	GB 3836.7-2004	
Group II Gas	Ga	Encapsulation	ma	IEC 60079-18	GB 3836.9-2006	0、1、2
		Intrinsically safe	ia	IEC 60079-11	GB 3836.4-2010	
	Gb	Encapsulation	mb	IEC 60079-18	GB 3836.9-2006	1、2
		Intrinsically safe	ib	IEC 60079-11	GB 3836.4-2010	
		Flameproof enclosures	d	IEC 60079-1	GB 3836.2-2010	
		Increased safety	e	IEC 60079-7	GB 3836.3-2010	
		Oil immersion type	o	IEC 60079-6	GB 3836.6-2004	
		Positive pressure	Px&py	IEC 60079-2	GB 3836.5-2004	
		Sand-filled	q	IEC 60079-5	GB 3836.7-2004	
	Gc	Encapsulation	mc	IEC 60079-18	GB 3836.9-2006	2
		Intrinsically safe	ic	IEC 60079-11	GB 3836.4-2010	
		Increased safety	e	IEC 60079-7	GB 3836.3-2010	
		Non-sparking	nA	IEC 60079-15	GB 3836.8-2003	
		Sparkling equipment	nC	IEC 60079-15	GB 3836.8-2003	
		Restricted breathing	nR	IEC 60079-15	GB 3836.8-2003	
		Energy Limitation	nL	IEC 60079-15	GB 3836.8-2003	
		Positive pressure	pz	IEC 60079-2	GB 3836.5-2004	
	Group III Dust	Da	Encapsulation	ma	IEC 60079-18	GB 12476.6-2010
Intrinsically safe			ia	IEC 60079-11	GB 12476.4-2010	
Protection by enclosure			ta	IEC 60079-31	IEC 61241-1	
Db		Encapsulation	mb	IEC 60079-18	GB 12476.6-2010	21、22
		Intrinsically safe	ib	IEC 60079-11	GB 12476.4-2010	
		Protection by enclosure	tb	IEC 60079-31	IEC 61241-1	
		Positive pressure	p	IEC 61241-4	GB 12476.7-2010	
Dc		Encapsulation	mc	IEC 60079-18	GB 12476.6-2010	22
		Intrinsically safe	ic	IEC 60079-11	GB 12476.4-2010	
		Protection by enclosure	tc	IEC 60079-31	IEC 61241-1	
		Positive pressure	p	IEC 61241-4	GB 12476.7-2010	

Note: According to my country's national conditions, part of the increased safety "e" is only applicable to Zone 2, see GB 3836.15-2000 for details.

名称牌号	材料特性	应用
硅橡胶	1.高温性能: 在200℃以上的高温环境下, 硅橡胶仍能保持一定的柔韧性、回弹性和表面硬度, 且力学性能无明显变化。 2.低温性能: 硅橡胶的玻璃化温度为-70~-50℃, 特殊配方可达到-100℃。 3.电气性能: 硅橡胶具有优异的绝缘性能, 耐电晕性和耐电弧性好。 4.物理机械性能: 硅橡胶常温下的物理机械性能比通用橡胶差, 但在150℃的高温 and -50℃的低温下, 其物理机械性能优于通用橡胶。 5.耐油及化学试剂性: 普通硅橡胶具有中等的耐油、耐溶剂性能。	硅橡胶密封件在极限温度及压力下, 有良好的适用性。
无石棉	具有高的拉伸强度, 低的吸油性, 同时具有良好的压缩性及回弹性, 耐热性优良。	用于蒸汽、酸、碱、油类溶剂等介质, 广泛用于化工、轻工、炼油、机械、汽车、煤气、天然气等行业。
PTFE 聚四氟乙烯	优异的耐高低温性能, 很好的电绝缘性能、耐候性、阻燃性良好, 化学性能稳定。	用于化工、石油、纺织、电子电气、医疗、机械等领域。
倍仕得特殊定制弹性体	1.具有优异的绝缘性能, 耐电晕性和耐电弧性良好。 2.具有良好的耐油、耐溶剂性能。	本产品多用于防爆等项目领域。



Name	Properties of Materials	Application
Silicone	<ol style="list-style-type: none"> 1. High temperature: above 200 °C high temperature environment, silicone rubber can still maintain a certain degree of flexibility, elasticity and hardness, and no significant changes in mechanical properties. 2. Low temperature: silicone rubber glass transition temperature -70~-50 °C, special formulations could reach -100 degrees centigrade. 3. Electrical performance: silicone rubber has excellent insulating properties, Corona resistance and good arc resistance. 4. Physical and mechanical properties: mechanical properties of silicone rubber is not as good as common rubber at normal temperature. But it's much better than common rubber at 150 °C high temperature and the low temperature of-50°C. 5. Oil and chemical resistance: ordinary silicone is with moderate oil resistance and solvent resistance. 	<p>Excellent high and low temperature properties. Fair physical properties.</p>
Asbestos free	<p>It has high tensile strength, low oil absorption, good compressibility and resilience, and excellent heat resistance.</p>	<p>Used for steam, acid, alkali, oil solvent and other media, widely used in chemical industry, light industry, oil refining, machinery, automobile, gas, natural gas and other industries.</p>
PTFE	<p>Excellent high and low temperature resistance, good electrical insulation, weather resistance, good flame retardancy, stable chemical properties.</p>	<p>Used in chemical, petroleum, textile, electronic and electrical, medical, machinery and other fields.</p>
The special customize rubber parts of Beisit.	<ol style="list-style-type: none"> 1. Excellent insulation properties, good corona resistance, and arc resistance. 2. Good oil and solvent resistance. 	<p>Application for Explosion Proof, etc.</p>



名称牌号		材料特性	应用
尼龙	PA6	碳纤维增强尼龙6 符合材料具有优良的尺寸稳定性及优异的机械强度。能满足静电消散和静电放电防护的要求。材料经特殊配制,适用于从0到10欧姆的表面电阻范围,可用于注塑及挤出等成型。导电尼龙6有很多超越金属优点:零件质轻、强度高、耐腐蚀、耐磨、耐高温等特点。	广泛应用于机械、仪器仪表、电子电器、铁路、家电、通讯、等电器工程。
黄铜	HPb59-1	HPb59-1是应用较广的铅黄铜,可切削性好,有良好的力学性能,能承受冷、热压力加工,易纤维焊和焊接,对一般腐蚀有良好的稳定性,但有腐蚀破裂倾向。	适于以热冲压和切削加工制作得各种结构零件,如螺钉、垫圈、衬套、螺帽、喷嘴等。
	H62	在黄铜中加 1%锡能显著改善铜的抗海水和海洋大气腐蚀的能力,因此称为海军黄铜;锡黄铜在海水中有高的耐腐蚀性,有良好的力学性能,可切削性好,易焊接和纤维。	在造船工业中广泛应用于制造与海水、汽油等接触的零件(表面无需镀镍处理)。
不锈钢	304	作为一种用途广泛的钢,具有良好的耐蚀性、耐热性,低温强度和机械特性;冲压、弯曲等热加工性好,无热处理硬化现象(无磁性,使用温度-196°C-800°C)。	广泛应用于食品生产设备、汽车配件、医疗器具、建材、船舶部件等。
	316	因添加钼,故其耐蚀性、耐大气腐蚀性和高温强度特别好,可在苛刻的条件下适用;加工硬化性优(无磁性)。	广泛应用于海水里用的设备、化工、染料、造纸、草酸、肥料等生产设备;食品工业、沿海地区设施、绳索、螺栓、螺母等。
	316L	作为316钢种的低碳系列,除与316 钢有相同的特性外,其抗晶界腐蚀性优。	对抗晶界腐蚀性有特别要求的产品。

表面处理—黄铜镀镍说明

1.电镀是利用电源能将镍阳离子转换成金属镍沉积到阳极上;黄铜镀镍是利用化学还原的方法,将镍阳离子还原成金属镍并沉积在基体(黄铜)表面上,赋予制品特殊的表面性能。例如:赋予制品多种色彩、较强的耐腐蚀性/耐磨性,镀层结晶细致、平滑光亮、内应力小,导电性能极佳。

2.化学电镀是采用金属盐和还原剂,在材料表面上发生自催化反应获得镀层;黄铜镀镍是利用还原剂在活化零件(黄铜)表面上自催化还原沉积得到镀层。化学镀镍制品的主要特点是:镀层厚度均匀,致密性好、镀层附着力强、深度能力强、抗腐蚀能力好。

倍仕得为您提供两种镀镍形式

1电镀

2化学镀镍

备注:化学镀镍仿真能力强,能在复杂零件表面沉积,深度能力强,镀层厚度比电镀厚,镀层烧氢后无起皮、镍泡等缺陷,同时由于化学镀镍速度较慢,对未镀产品表面处理要求较高,成本相对电镀较高。

不锈钢 Stainless Steel



黄铜 Brass



Material brand no.		Material Characteristics	Application
Nylon	PA6	Carbon fiber reinforced nylon 6 conforms to the material with excellent dimensional stability and excellent mechanical strength. It can meet the requirements of electrostatic dissipation and electrostatic discharge protection. The material is specially formulated, suitable for the surface resistance range from 0 to 10 ohms, and can be used for injection molding and extrusion molding. Conductive nylon 6 has many advantages over metal: light parts, high strength, corrosion resistance, wear resistance, high temperature resistance and other characteristics.	Widely used in machinery, instrumentation, electronic appliances, railways, home appliances, communications, and other electrical engineering.
	HPb59-1	HPb59-1 is a widely used lead brass with good machinability and good mechanical properties. It can withstand cold and hot pressure processing, it's easy to be wired and welded, and has good stability to general corrosion, but it has corrosion cracking tendency.	It is suitable for various structural parts such as screws, washers, bushings, nuts, nozzles, etc. produced by hot stamping and cutting processing.
Brass	H62	Adding 1% tin in brass can significantly improve the ability of copper to resist the corrosion of seawater and ocean atmosphere, so it is called navy brass; tin brass has high corrosion resistance in seawater, has good mechanical properties, and can be cut Good performance, easy to be welded and fiber welded.	In the shipbuilding industry, it is widely used to manufacture the parts which contact with sea water, gasoline, etc. (the surface do not need to be nickel-plated).
	304	As a widely used steel, it has good corrosion resistance, heat resistance, low temperature strength and mechanical properties; good hot workability such as stamping and bending, no heat treatment hardening phenomenon (non-magnetic, use temperature -196 C-800 C).	Widely used in food production equipment, auto parts, medical appliances, building materials, ship parts, etc.
Stainless Steel	316	Due to the addition of molybdenum, its corrosion resistance, atmospheric corrosion resistance and high temperature strength are particularly good, and it can be applied under harsh conditions; excellent work hardening (non-magnetic).	Widely used in the equipment which used in sea water, chemical industry, dyes, papermaking, oxalic acid, fertilizer and other production equipment; food industry, coastal facilities, ropes, bolts, nuts, etc.
	316L	As a low-carbon series of 316 steel, besides the same characteristics as 316 steel, it has excellent grain boundary corrosion resistance.	Products with special requirements for anti-grain boundary corrosion.

Surface treatment - notes for nickel plated brass

1. The electroplating is a process that uses electric current to transform Nickel cation into metal nickel deposition on the anode; Nickel-plated brass is a process that uses chemical reduction to reduce Nickel cations into metal nickel deposition on the surface of the substrate (brass), giving the special surface properties to the products. For example: giving products a variety of colors, strong corrosion resistance/wear resistance, exquisite crystallization on coating , smooth and bright, small internal stress and good electroconductivity.
2. The electroless plating is a process that uses metal-salt and reducing agent to produce autocatalytic reaction on the material surface in order to obtain coating; Nickel-plated brass is a process that uses reducing agent to produce autocatalytic reduction deposition on activation parts (brass) surface in order to obtain coating. The main Properties of electroless nickel plated products are: well-distributed coating thickness, good compactness, coating adhesion, and plating depth capability, good corrosion resistance.

Beisit can provide you with two kinds of nickel plating methods


- 1. Electroplating
- 2. Electroless nickel plating

Note: Electroless nickel plating is much stronger by comparison. It bonds with the surface of complex parts, with strong depth capability, thicker coating than electroplating, no defects on the coating such as peeling, or nickel bubbling after the hydrogen burning. However, due to the slow speed, electroless nickel plating requires a better surface treatment of unplated products. So its cost is relatively higher than electroplating.

电镀 Electroplating



化学镀镍 Electroless plating



盐雾测试

盐雾试验是一种利用盐雾实验设备所创造的人工模拟盐雾环境条件考核产品或金属材料耐腐蚀性能的环境实验。

盐雾实验的标准是对盐雾实验条件，如温度、湿度、氯化钠溶液浓度的PH值等做的明确具体规定，另外还对盐雾实验箱性能提出技术要求。盐雾实验结果的判定方法有：评级判定法、称重判定法、腐蚀物出现判定法、腐蚀数据统计法。需要进行盐雾试验的产品主要是金属产品，通过检测来考察产品的抗腐蚀性。

类型	胶泥—（固态）	AB树脂（液态）
颜色	A组份：天空蓝色； B组份：晚霞红色。	A组份：淡黄色； B组份：墨绿色。
化学类型	环氧树脂、固化剂	丙烯酸、固化剂
性能参数	(1)氧指数 ≥ 45 (2)滞燃性 $\leq 60\text{mm}$ (3) 水密性：(0.098MPa保持1h) 不渗水 (4) 密度：(20°C) 1.50-1.8g/cm ² (5) 耐人造海水性：在人造海水中浸泡一个月无异常 (6) 耐酸性：在10%HCL溶液中浸泡一个月无异常 (7) 耐腐蚀性：在10%NaOH溶液中浸泡一个月无异常 (8) 耐油性：在20#机油或0#柴油中浸泡一个月无异常 (9) 对铜、铝、钢、不锈钢的腐蚀 无 (10) 对塑料电缆护套的影响 无 (11) 对橡胶塑料电缆护套的影响 无	(1)密度：(20°C) 1.0-1.1g/cm ² (2)耐湿热老化性能：双85湿热老化30天无异常 (3)耐冷热交替循环性能： 80°C2H~20°C1H-40°C2H~20°C1H循环后无异常
操作方法	(1)混合比例：将AB两组份化合物以重量1:1均匀揉至成胶泥本色，即可使用。 (2)操作时间：揉和好的填料必须在30分钟内使用完毕，以防硬固。 (3)固化时间：室温20°C 2-3小时。	(1)混合比例：将AB两组份化合物以重量1:1混合搅拌至胶泥本色，即可使用。 (2)操作时间：揉和好的填料必须在7分钟内使用完毕，以防硬固。 (3)固化时间：室温25°C 2-3小时。
凝固后的机械性能	剪切应力： $\leq 400\text{Mpa}$	剪切应力： $\geq 23\text{ Mpa}$
连续操作温度 (COT)	-70°C~160°C	-65°C~180°C
材料特性	AB型防爆电缆密封胶泥是一种高科技的密封材料，它具有防爆、绝缘、阻燃、水密和 耐压的多重特性。	
应用领域	广泛应用于一切水面船舶、战斗舰艇、电力部门、高层建筑、石油化工及防爆配电箱（柜）等其他场合的密封作用，同时也可以广泛用于金属、塑料管的密封和地下建筑、电缆贯穿部分的密封、防水、阻烟。	

Salt Spray Test

The salt spray test is an environmental experiment to evaluate the corrosion resistance of a product or metal material by artificially simulating salt spray environmental conditions created by salt spray test equipment.

The standard for salt spray experiments is to specify the specific conditions for salt spray experimental conditions, such as temperature, humidity and pH of sodium chloride solution. In addition, technical requirements for salt spray test chamber performance are also put forward. Salt spray test results are judged by methods: rating judgment method, weighing determination method, corrosive appearance determination method and corrosion data statistics method. The products requiring salt spray test are mainly metal products and the corrosion resistance of the products is examined through inspection.

Type	Type 1(Solid)	AB Resin(Liquid)
Color	Component A: sky blue; Component B: sunset red.	Component A: yellowish; Component B: dark green.
Chemical type	Epoxy resin, curing agent	Acrylic, curing agent
Performance parameters	(1)Oxygen index \geq 45 (2)Flame retardancy \leq 60mm (3)Water tightness: (0.098MPa for 1h) impermeable (4)Density: (20 C) 1.50-1.8g/cm ² (5)Artificial seawaterResistance: no abnormality after soaking for one month (6)Acid resistance: no abnormality after soaking in 10%HCL solution for one month (7)Corrosion resistance: no abnormality after soaking in 10% NaOH solution for one month (8)Oil resistance: no abnormality after soaking in 20# engine oil or 0# diesel oil for one month (9)Corrosion of copper, aluminum, steel and stainless steel: none (10)Impact on plastic cable sheath: none (11)Impact on rubber plastic cable sheath: none	(1)Density: (20 C) 1.0-1.1g/cm ² (2)Hygrothermal aging resistance: Double 85 hygrothermal aging for 30 days without abnormality (3)Cold and hot cycle resistance: 80 C 2H ~ 20 C 1H-40 C 2H ~ 20 C 1H, no abnormality after cycle
Operation	(1)Mixing ratio: Compound A and B at a weight of 1:1, the putty is only properly mixed when the two parts are hand moulded into an "natural color" (2)Operating time: The mixed putty must be used within 30 minutes in case hardening. (3)Curing time: 2-3 hours at 20 C at room temperature	(1)Mixing ratio: Compound A and B at a weight of 1:1, the compound is only properly mixed when the two parts are stirred into an "natural color". (2)Operating time: The kneaded filler must be used within 7 minutes to prevent hardening. (3)Curing time: room temperature 25 C 2-3 hours
Mechanical properties after solidification	Shear stress: \leq 400Mpa	Shear stress: \geq 23 Mpa
Continuous operation temperature (COT)	-70 C ~ 160 C	-65 C ~ 180 C
Properties of Materials	AB type explosion-proof cable sealing glue is a high-tech sealing material, which has multiple characteristics of explosion-proof, insulation, flame-retardant, watertight and pressure resistance.	
Application	It's widely used in all kinds surface ships, combat ships, electric power departments, high-rise buildings, petrochemicals and explosion-proof distribution boxes (cabinet) and other occasions which need to be sealed. At the same time, it can also be widely used in sealing of metal and plastic pipes, and sealing, waterproof, smoke resistance of the penetrating part between underground buildings and cables.	

IP防护等级（第一位数字表示对应防尘等级）

数字	防护范围	说明
0	无防护	对外界的人或物无特殊的防护
1	防止直径大于50mm的固体外物侵入	防止人体（如手掌）因意外而接触到电器内部的零件，防止较大尺寸（直径大于50mm）的外物侵入
2	防止直径大于12.5mm的固体外物侵入	防止人的手指接触到电器内部的零件，防止中等尺寸（直径大于12.5mm）的外物侵入
3	防止直径大于2.5mm的固体外物侵入	防止直径或厚度大于2.5mm的工具、电线及类似的小型外物侵入而接触到电器内部的零件
4	防止直径大于1.0mm的固体外物侵入	防止直径或厚度大于1.0mm的工具、电线及类似的小型外物侵入而接触到电器内部的零件
5	防止外物及灰尘	完全防止外物侵入，虽不能完全防止灰尘侵入，但灰尘的侵入量不会影响电器的正常运作
6	防止外物及灰尘	防止外物及灰尘

IP防护等级（第二位数表示对应防水等级）

数字	防护范围	说明
0	无防护	对水或湿气无特殊的防护
1	防止水滴浸入	垂直落下的水滴（如凝结水）不会对电器造成损坏
2	倾斜15度时，仍可防止水滴浸入	当电器由垂直倾斜至15度时，滴水不会对电器造成损坏
3	防止喷洒的水浸入	防雨或防止与垂直的夹角小于60度的方向所喷洒的水侵入电器而造成损坏
4	防止飞溅的水浸入	防止各个方向飞溅而来的水侵入电器而造成损坏
5	防止各个方向飞溅而来的水侵入电器而造成损坏	防止来自各个方向由喷嘴射出的水侵入电器而造成损坏
6	防止大浪浸入	装设于甲板上的电器，可防止因大浪的侵袭而造成的损坏
7	防止浸水时水的浸入	电器浸在水中一定时间或水压在一定的标准以下，可确保不因浸水而造成损坏
8	防止沉没时水的浸入	电器无限期沉没在指定的水压下，可确保不因浸水而造成损坏
9K	/	能够承受EN60529和DIN 4050-9中定义的热蒸汽冲刷测试，能够提供水压在100bar，温度80°C的防护。压力直接应用传感器上，以30度的角度递进（0.30.60.90）在每个角度持续三十秒，共120秒，能够防止水进入。

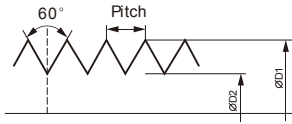
International Protection, EN 60529

1. Code		2. Code	
Protection against human access to hazardous parts	Protection of equipment against penetration of solid foreign objects	Protection of water	
Non-protected	Non-protected	IP 0 x	No special protection against water or moisture
Protected against access to hazardous parts with the back of the hand	Protected against solid foreign objects larger in diameter than 50mm	IP 1 x	Dropped drops of water (such as condensed water) will not cause damage to the appliance
Protected against access to hazardous parts with a finger	Protected against solid foreign objects larger in diameter than 12,5mm	IP 2 x	When the appliance is tilted vertically to 15 degrees, the water will not damage the appliance
Protected against access to hazardous parts with a tool larger in diameter than 25mm	Protected against solid foreign objects larger in diameter than 2,5mm	IP 3 x	Prevent rain or water from intruding into appliances with a vertical angle less than 60 degrees to cause damage
Protected against access to hazardous parts with a wire larger in diameter than 1,0mm	Protected against solid foreign objects larger in diameter than 1mm	IP 4 x	Prevent splashing water in all directions from entering the appliance and causing damage
Protected against access to hazardous parts with a wire larger in diameter than 1,0mm	Prevents penetration of dust sufficient to cause damage inside the equipment	IP 5 x	Prevent water from various nozzles from entering the appliance and causing damage
Protected against access to hazardous parts with a wire larger in diameter than 1,0mm	Dust proof	IP 6 x	Electric appliances installed on the deck prevent damage caused by large waves
		IP 60	
		IP 61	
		IP 62	
		IP 63	
		IP 64	
		IP 65	
		IP 66	
		IP 67	
		IP 68	
		IP 69/69K	

Product Material Abbreviations

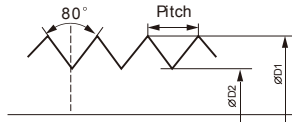
CR	Chloroprene rubber	PP	Polypropylene
FPM	Fluorelastomer	PVC	Polyvinylchloride
Ms	Nickel plated brass	PVDF	Polyvinylidenfluoride
NBR	Buna-N	SB	Styrene Butadiene
PA	Polyamide	VMQ	Silicone
PE	Polyethylene		

M型公制螺纹标准 (适用于全球大部分地区) Metric ISO Thread Specifications



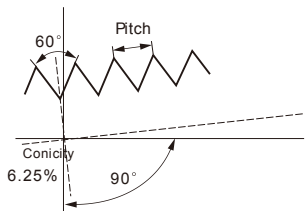
Size 螺纹规格	Pitch mm 牙距	Outside($\varnothing D1$) mm 螺纹外径	Inside($\varnothing D2$) mm 螺纹内径	Thru-hole mm 开口尺寸
M 12 x 1,5	1,5	12	10,13	12,2
M 16 x 1,5	1,5	16	14,13	16,2
M 20 x 1,5	1,5	20	18,13	20,2
M 25 x 1,5	1,5	25	23,13	25,2
M 32 x 1,5	1,5	32	30,13	32,3
M 40 x 1,5	1,5	40	38,13	40,3
M 50 x 1,5	1,5	50	48,13	50,4
M 63 x 1,5	1,5	63	61,13	63,4
M 75 x 2	2	75	71,8	75,5

PG螺纹标准 (主要适用于欧洲区域) PG Thread Specifications



Size 螺纹规格	Pitch mm 牙距	Outside($\varnothing D1$) mm 螺纹外径	Inside($\varnothing D2$) mm 螺纹内径	Thru-hole mm 开口尺寸
PG 7	1,270	12,5	11,28	12,7
PG 9	1,410	15,2	13,86	15,4
PG 11	1,410	18,6	17,26	18,8
PG 13,5	1,410	20,4	19,06	20,6
PG 16	1,410	22,5	21,16	22,7
PG 21	1,588	28,3	26,78	28,5
PG 29	1,588	37,0	35,48	37,3
PG 36	1,588	47,0	45,48	47,3
PG 42	1,588	54,0	52,48	54,4
PG 48	1,588	59,3	57,78	59,7

NPT标准螺纹 (主要适用于北美地区) NPT Thread Specifications

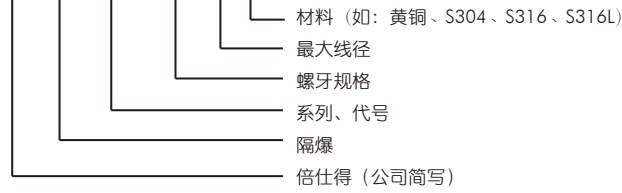


Size 螺纹规格	Pitch mm 牙距	Outside($\varnothing D1$) mm 螺纹外径	Pitch Number n 牙间距数量	Thru-hole mm 开口尺寸
1/4" NPT	1,411	13,716	18	13.9
3/8" NPT	1,411	17,145	18	17.3
1/2" NPT	1,814	21,336	14	21.5
3/4" NPT	1,814	26,67	14	26.9
1" NPT	2,208	33,4	11 1/2	33.7
1 1/4" NPT	2,208	42,164	11 1/2	42.5
1 1/2" NPT	2,208	48,26	11 1/2	48.6
2" NPT	2,208	60,325	11 1/2	60.7
2 1/2" NPT	3,175	73,025	8	73.4
3" NPT	3,175	88,9	8	89.3
3 1/2" NPT	3,175	101,6	8	102.0

隔爆产品命名规则举例：

隔爆单密封

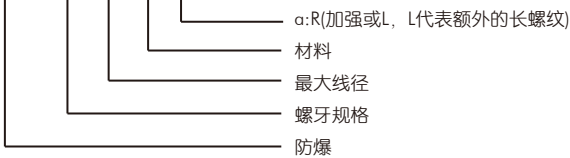
BST-Exd-□□- M1608BR



- 密封：SS (Single Sealing)
- 双密封：DS (Double Sealing)
- 密封带填料：SSF (Single Sealing Filling)
- 铠装双密封：DSA (Double Sealing Armoured)
- 铠装密封带填料：SSFA (Single Sealing Filling Armoured)
- 密封带绕线管：SST (Single Sealing Tube)
- 密封带填料带绕线管：SSFT (Single Sealing Filling Tube)

增安产品命名规则举例：

EX - M1207 BR □

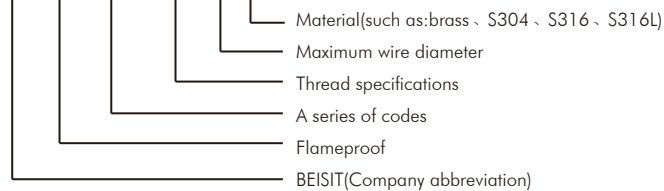


Product naming rules

Examples of naming rules for flameproof products:

Flameproof Single Sealing


BST-Exd-□□- M1608BR








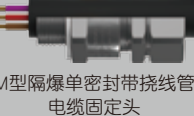












- 密封：SS (Single Sealing)
- 雙密封：DS (Double Sealing)
- 密封帶填料：SSF (Single Sealing Filling)
- 鎧裝雙密封：DSA (Double Sealing Armoured)
- 鎧裝 密封帶填料：SSFA (Single Sealing Filling Armoured)
- 密封帶繞線管：SST (Single Sealing Tube)
- 密封帶填料帶繞線管：SSFT (Single Sealing Filling Tube)










Examples of naming rules for Increased safety products:








EX - M1207 BR □














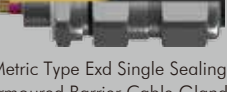



产品系列	电缆固定头类型	页码	应用/电缆类型	密封/IP防护	材质	认证	防护类型
SS	 M型隔爆单密封电缆固定头	P29	户内/户外 非铠装和编织电缆	外层电缆护套密封 IP66/IP67/IP68 (10m 8h)	黄铜 不锈钢	ATEX、CNEX、 IECEX、CCC、 CE	隔爆 增安
DS	 M型隔爆双密封电缆固定头	P33	户内/户外 非铠装和编织电缆	外层电缆护套密封 IP66/IP67/IP68 (10m 8h)	黄铜 不锈钢	ATEX、CNEX、 IECEX、CCC、 CE	隔爆 增安
SSF	 M型隔爆单密封带填料电缆固定头	P37	户内/户外 非铠装电缆	多芯护套、 外层电缆护套密封 IP66/IP67/IP68 (10m 8h)	黄铜 不锈钢	ATEX、CNEX、 IECEX、CCC、 CE	隔爆 增安
DSA	 M型隔爆铠装双密封电缆固定头	P41	户内/户外 单线钢丝铠装、铝线铠装、 钢带铠装、编织铠装、铝带铠装、 柔性线铠装、软屏蔽、 线编织等铠装电缆	内层、外层电缆 护套密封 IP66/IP67/IP68 (10m 8h)	黄铜 不锈钢	ATEX、CNEX、 IECEX、CCC、 CE	隔爆 增安
DSAC	 M型隔爆铠装双密封双锁紧 电缆固定头	P46	户内/户外 单线钢丝铠装、铝线铠装、 钢带铠装、编织铠装、铝带铠装、 柔性线铠装、软屏蔽、 线编织等铠装电缆	内层、外层电缆 护套密封 IP66/IP67/IP68 (10m 8h)	黄铜 不锈钢	ATEX、CNEX、 IECEX、CCC、 CE	隔爆 增安
SSFA	 M型隔爆铠装单密封带填料 电缆固定头	P51	户内/户外 单线钢丝铠装、铝线铠装、 钢带铠装、编织铠装、铝带铠装、 柔性线铠装、软屏蔽、 线编织等铠装电缆	多芯护套、 外层电缆护套密封 IP66/IP67/IP68 (10m 8h)	黄铜 不锈钢	ATEX、CNEX、 IECEX、CCC、 CE	隔爆 增安
SFAC	 M型隔爆铠装单密封双锁紧带填料 电缆固定头	P56	户内/户外 单线钢丝铠装、铝线铠装、 钢带铠装、编织铠装、铝带铠装、 柔性线铠装、软屏蔽、 线编织等铠装电缆	多芯护套、 外层电缆护套密封 IP66/IP67/IP68 (10m 8h)	黄铜 不锈钢	ATEX、CNEX、 IECEX、CCC、 CE	隔爆 增安
SST	 M型隔爆单密封带绕线管 电缆固定头	P61	户内/户外 非铠装和编织电缆	外层电缆护套密封 IP66/IP67/IP68 (10m 8h)	黄铜 不锈钢	ATEX、CNEX、 IECEX、CCC、 CE	隔爆 增安
SSFT	 M型隔爆单密封带填料带绕线管 电缆固定头	P65	户内/户外 非铠装电缆	多芯护套、 外层电缆护套密封 IP66/IP67/IP68 (10m 8h)	黄铜 不锈钢	ATEX、CNEX、 IECEX、CCC、 CE	隔爆 增安






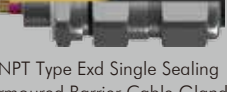



产品系列	电缆固定头类型	页码	应用/电缆类型	密封/IP防护	材质	认证	防护类型
SS	 NPT型隔爆单密封电缆固定头	P30	户内/户外 非铠装和编织电缆	外层电缆护套密封 IP66/IP67/IP68 (10m 8h)	黄铜 不锈钢	ATEX、CNEX、 IECEX、CCC、 CE	隔爆 增安
DS	 NPT型隔爆双密封电缆固定头	P34	户内/户外 非铠装和编织电缆	外层电缆护套密封 IP66/IP67/IP68 (10m 8h)	黄铜 不锈钢	ATEX、CNEX、 IECEX、CCC、 CE	隔爆 增安
SSF	 NPT型隔爆单密封带填料 电缆固定头	P38	户内/户外 非铠装电缆	多芯护套、 外层电缆护套密封 IP66/IP67/IP68 (10m 8h)	黄铜 不锈钢	ATEX、CNEX、 IECEX、CCC、 CE	隔爆 增安
DSA	 NPT型隔爆铠装双密封电缆固定头	P42	户内/户外 单线钢丝铠装、铝线铠装、 钢带铠装、编织铠装、铝带铠装、 柔性线铠装、软屏蔽、 线编织等铠装电缆	内层、外层电缆 护套密封 IP66/IP67/IP68 (10m 8h)	黄铜 不锈钢	ATEX、CNEX、 IECEX、CCC、 CE	隔爆 增安
DSAC	 NPT型隔爆铠装双密封双锁紧 电缆固定头	P47	户内/户外 单线钢丝铠装、铝线铠装、 钢带铠装、编织铠装、铝带铠装、 柔性线铠装、软屏蔽、 线编织等铠装电缆	内层、外层电缆 护套密封 IP66/IP67/IP68 (10m 8h)	黄铜 不锈钢	ATEX、CNEX、 IECEX、CCC、 CE	隔爆 增安
SSFA	 NPT型隔爆铠装单密封带填料 电缆固定头	P52	户内/户外 单线钢丝铠装、铝线铠装、 钢带铠装、编织铠装、铝带铠装、 柔性线铠装、软屏蔽、 线编织等铠装电缆	多芯护套、 外层电缆护套密封 IP66/IP67/IP68 (10m 8h)	黄铜 不锈钢	ATEX、CNEX、 IECEX、CCC、 CE	隔爆 增安
SFAC	 NPT型隔爆铠装单密封双锁紧 带填料电缆固定头	P57	户内/户外 单线钢丝铠装、铝线铠装、 钢带铠装、编织铠装、铝带铠装、 柔性线铠装、软屏蔽、 线编织等铠装电缆	多芯护套、 外层电缆护套密封 IP66/IP67/IP68 (10m 8h)	黄铜 不锈钢	ATEX、CNEX、 IECEX、CCC、 CE	隔爆 增安
SST	 NPT型隔爆单密封带绕线管 电缆固定头	P62	户内/户外 非铠装和编织电缆	外层电缆护套密封 IP66/IP67/IP68 (10m 8h)	黄铜 不锈钢	ATEX、CNEX、 IECEX、CCC、 CE	隔爆 增安
SSFT	 NPT型隔爆单密封带填料带绕线管 电缆固定头	P66	户内/户外 非铠装电缆	多芯护套、 外层电缆护套密封 IP66/IP67/IP68 (10m 8h)	黄铜 不锈钢	ATEX、CNEX、 IECEX、CCC、 CE	隔爆 增安

电缆固定头类型	页码	应用/电缆类型	密封/IP防护	材质	认证	防护类型
 M型/M加长型 增安尼龙电缆固定头	P69	户内/户外 非铠装电缆	外层电缆护套密封 IP66/IP67/IP68(10m 8h)	尼龙	ATEX、CNEX、 IECEX、CCC、CE	增安
 PG型/PG加长型 增安尼龙电缆固定头	P70	户内/户外 非铠装电缆	外层电缆护套密封 IP66/IP67/IP68(10m 8h)	黄铜	ATEX、CNEX、 IECEX、CCC、CE	增安
 NPT型增安尼龙电缆固定头	P71	户内/户外 非铠装电缆	外层电缆护套密封 IP66/IP67/IP68(10m 8h)	黄铜	ATEX、CNEX、 IECEX、CCC、CE	增安
 M型/M加长型 增安金属电缆固定头	P72	户内/户外 非铠装电缆	外层电缆护套密封 IP66/IP67/IP68(10m 8h)	尼龙	ATEX、CNEX、 IECEX、CCC、CE	增安
 PG型/PG加长型 增安金属电缆固定头	P73	户内/户外 非铠装电缆	外层电缆护套密封 IP66/IP67/IP68(10m 8h)	黄铜	ATEX、CNEX、 IECEX、CCC、CE	增安
 NPT型增安金属电缆固定头	P74	户内/户外 非铠装电缆	外层电缆护套密封 IP66/IP67/IP68(10m 8h)	黄铜	ATEX、CNEX、 IECEX、CCC、CE	增安
 加强型M/M加长 增安金属电缆固定头	P75	户内/户外 非铠装电缆	外层电缆护套密封 IP66/IP67/IP68(10m 8h)	尼龙	ATEX、CNEX、 IECEX、CCC、CE	增安
 加强型PG/PG加长 增安金属电缆固定头	P76	户内/户外 非铠装电缆	外层电缆护套密封 IP66/IP67/IP68(10m 8h)	黄铜	ATEX、CNEX、 IECEX、CCC、CE	增安
 加强型NPT增安金属电缆固定头	P77	户内/户外 非铠装电缆	外层电缆护套密封 IP66/IP67/IP68(10m 8h)	黄铜	ATEX、CNEX、 IECEX、CCC、CE	增安









电缆固定头配件		页码
 尼龙六角螺母	P78	详细数据请参考单独数据表
 金属六角螺母	P79	详细数据请参考单独数据表
 金属带齿六角螺母	P80	详细数据请参考单独数据表
 PTFE垫片	P81	详细数据请参考单独数据表
 硅胶垫片	P82	详细数据请参考单独数据表
 无石棉垫片	P83	详细数据请参考单独数据表
 防震垫片	P84	详细数据请参考单独数据表
 接地片	P85	详细数据请参考单独数据表
 护套	P86	详细数据请参考单独数据表








电缆固定头配件	页码	
 <p>尼龙圆形堵塞件</p>	P87	详细数据请参考单独数据表
 <p>金属圆形堵塞件</p>	P88	详细数据请参考单独数据表
 <p>金属六角闷盖</p>	P89	详细数据请参考单独数据表
 <p>缩径环</p>	P90 P91	详细数据请参考单独数据表
 <p>扩径环</p>	P92	详细数据请参考单独数据表
 <p>变径环</p>	P93 P94	详细数据请参考单独数据表

Product series	Type of Cable Glands	Page	Application / cable type	Sealing /IP Level	Material	Certification	Type of protection
SS	 Metric Type Exd Single Sealing Cable Glands	P29	Indoor/outdoor Non-armoured , braided cable	Outer sheath IP66/IP67/IP68 (10m/8h)	Brass, Stainless Steel	ATEX, CNEX, IECEX, CCC, CE	Exd Exe
DS	 Metric Type Exd Double Sealing Cable Glands	P33	Indoor/outdoor Non-armoured , braided cable	Outer sheath IP66/IP67/IP68 (10m/8h)	Brass, Stainless Steel	ATEX, CNEX, IECEX, CCC, CE	Exd Exe
SSF	 Metric Type Exd Single Sealing Barrier Cable Glands	P37	Indoor/outdoor Non-armoured cable	Multi-core sheath and outer sheath IP66/IP67/IP68 (10m/8h)	Brass, Stainless Steel	ATEX, CNEX, IECEX, CCC, CE	Exd Exe
DSA	 Metric Type Exd Double sealing Armoured Cable Glands	P41	Indoor/outdoor SWA,AWA,STA,SWB,ASA, PWA,EMC,CY/SY, and other armoured cable	Inner and outer sheath IP66/IP67/IP68 (10m/8h)	Brass, Stainless Steel	ATEX, CNEX, IECEX, CCC, CE	Exd Exe
DSAC	 Metric Type Armoured Double Seal Centric Strain Relief Exd Cable Gland	P46	Indoor/outdoor SWA,AWA,STA,SWB,ASA, PWA,EMC,CY/SY, and other armoured cable	Inner and outer sheath IP66/IP67/IP68 (10m/8h)	Brass, Stainless Steel	ATEX, CNEX, IECEX, CCC, CE	Exd Exe
SSFA	 Metric Type Exd Single Sealing Armoured Barrier Cable Glands	P51	Indoor/outdoor SWA,AWA,STA,SWB,ASA, PWA,EMC,CY/SY, and other armoured cable	Multi-core sheath and outer sheath IP66/IP67/IP68 (10m/8h)	Brass, Stainless Steel	ATEX, CNEX, IECEX, CCC, CE	Exd Exe
SFAC	 Metric Type Armoured Single Seal Centric Strain Relief With Padding Exd Cable Gland	P56	Indoor/outdoor SWA,AWA,STA,SWB,ASA, PWA,EMC,CY/SY, and other armoured cable	Multi-core sheath and outer sheath IP66/IP67/IP68 (10m/8h)	Brass, Stainless Steel	ATEX, CNEX, IECEX, CCC, CE	Exd Exe
SST	 Metric Type Exd Single Sealing Tube Cable Glands	P61	Indoor/outdoor Non-armoured , braided cable	Outer sheath IP66/IP67/IP68 (10m/8h)	Brass, Stainless Steel	ATEX, CNEX, IECEX, CCC, CE	Exd Exe
SSFT	 Metric Type Exd Single Sealing Tube Barrier Cable Glands	P65	Indoor/outdoor Non-armoured cable	Multi-core sheath and outer sheath IP66/IP67/IP68 (10m/8h)	Brass, Stainless Steel	ATEX, CNEX, IECEX, CCC, CE	Exd Exe

Product series	Type of Cable Glands	Page	Application / cable type	Sealing /IP Level	Material	Certification	Type of protection
SS	 NPT Type Exd Single Sealing Cable Glands	P30	Indoor/outdoor Non-armoured , braided cable	Outer sheath IP66/IP67/IP68 (10m/8h)	Brass, Stainless Steel	ATEX, CNEX, IECEX, CCC, CE	Exd Exe
DS	 NPT Type Exd Double Sealing Cable Glands	P34	Indoor/outdoor Non-armoured , braided cable	Outer sheath IP66/IP67/IP68 (10m/8h)	Brass, Stainless Steel	ATEX, CNEX, IECEX, CCC, CE	Exd Exe
SSF	 NPT Type Exd Single Sealing Barrier Cable Glands	P38	Indoor/outdoor Non-armoured cable	Multi-core sheath and outer sheath IP66/IP67/IP68 (10m/8h)	Brass, Stainless Steel	ATEX, CNEX, IECEX, CCC, CE	Exd Exe
DSA	 NPT Type Exd Double sealing Armoured Cable Glands	P42	Indoor/outdoor SWA,AWA,STA,SWB,ASA, PWA,EMC,CY/SY, and other armoured cable	Inner and outer sheath IP66/IP67/IP68 (10m/8h)	Brass, Stainless Steel	ATEX, CNEX, IECEX, CCC, CE	Exd Exe
DSAC	 NPT Type Armoured Double Seal Centric Strain Relief Exd Cable Gland	P47	Indoor/outdoor SWA,AWA,STA,SWB,ASA, PWA,EMC,CY/SY, and other armoured cable	Inner and outer sheath IP66/IP67/IP68 (10m/8h)	Brass, Stainless Steel	ATEX, CNEX, IECEX, CCC, CE	Exd Exe
SSFA	 NPT Type Exd Single Sealing Armoured Barrier Cable Glands	P52	Indoor/outdoor SWA,AWA,STA,SWB,ASA, PWA,EMC,CY/SY, and other armoured cable	Multi-core sheath and outer sheath IP66/IP67/IP68 (10m/8h)	Brass, Stainless Steel	ATEX, CNEX, IECEX, CCC, CE	Exd Exe
SFAC	 NPT Type Armoured Single Seal Centric Strain Relief With Padding Exd Cable Gland	P57	Indoor/outdoor SWA,AWA,STA,SWB,ASA, PWA,EMC,CY/SY, and other armoured cable	Multi-core sheath and outer sheath IP66/IP67/IP68 (10m/8h)	Brass, Stainless Steel	ATEX, CNEX, IECEX, CCC, CE	Exd Exe
SST	 NPT Type Exd Single Sealing Tube Cable Glands	P62	Indoor/outdoor Non-armoured , braided cable	Outer sheath IP66/IP67/IP68 (10m/8h)	Brass, Stainless Steel	ATEX, CNEX, IECEX, CCC, CE	Exd Exe
SSFT	 NPT Type Exd Single Sealing Tube Barrier Cable Glands	P66	Indoor/outdoor Non-armoured cable	Multi-core sheath and outer sheath IP66/IP67/IP68 (10m/8h)	Brass, Stainless Steel	ATEX, CNEX, IECEX, CCC, CE	Exd Exe

Type of Cable Glands	Page	Application / cable type	Sealing /IP Level	Material	Certification	Type of protection
 Metric Type/Metric Length Type Exe Nylon Cable Glands	P69	Indoor/outdoor Non-armoured cable	Outer sheath IP66/IP67/IP68(10m/8h)	Nylon	ATEX、CNEX、 IECEX、CCC、CE	Exe
 PG Type/PG-Length Type Exe Nylon Cable Glands	P70	Indoor/outdoor Non-armoured cable	Outer sheath IP66/IP67/IP68(10m/8h)	Brass	ATEX、CNEX、 IECEX、CCC、CE	Exe
 NPT Type Exe Nylon Cable Glands	P71	Indoor/outdoor Non-armoured cable	Outer sheath IP66/IP67/IP68(10m/8h)	Brass	ATEX、CNEX、 IECEX、CCC、CE	Exe
 Metric Type/Metric Length Type Exe Metal Cable Glands	P72	Indoor/outdoor Non-armoured cable	Outer sheath IP66/IP67/IP68(10m/8h)	Nylon	ATEX、CNEX、 IECEX、CCC、CE	Exe
 PG Type/PG-Length Type Exe Metal Cable Glands	P73	Indoor/outdoor Non-armoured cable	Outer sheath IP66/IP67/IP68(10m/8h)	Brass	ATEX、CNEX、 IECEX、CCC、CE	Exe
 NPT Type Exe Metal Cable Glands	P74	Indoor/outdoor Non-armoured cable	Outer sheath IP66/IP67/IP68(10m/8h)	Brass	ATEX、CNEX、 IECEX、CCC、CE	
 Metric Type/Metric-Length Type Exe Metal Cable Glands-Reinforced Type	P75	Indoor/outdoor Non-armoured cable	Outer sheath IP66/IP67/IP68(10m/8h)	Nylon	ATEX、CNEX、 IECEX、CCC、CE	Exe
 PG/PG-Length Type Exe Metal Cable Glands-Reinforced Type	P76	Indoor/outdoor Non-armoured cable	Outer sheath IP66/IP67/IP68(10m/8h)	Brass	ATEX、CNEX、 IECEX、CCC、CE	Exe
 NPT Type Exe Metal Cable Glands-Reinforced Type	P77	Indoor/outdoor Non-armoured cable	Outer sheath IP66/IP67/IP68(10m/8h)	Brass	ATEX、CNEX、 IECEX、CCC、CE	Exe

Type of Cable Glands	Page	
 Nylon lock nut	P78	Please refer to the separate data sheet for detailed data
 Metal lock nut	P79	Please refer to the separate data sheet for detailed data
 Metal serrated lock nut	P80	Please refer to the separate data sheet for detailed data
 PTFE washer	P81	Please refer to the separate data sheet for detailed data
 Silicone washer	P82	Please refer to the separate data sheet for detailed data
 Non-asbestos gasket	P83	Please refer to the separate data sheet for detailed data
 Anti-vibration washer	P84	Please refer to the separate data sheet for detailed data
 Earth tags	P85	Please refer to the separate data sheet for detailed data

Type of Cable Glands	Page	
 Sheath	P86	Please refer to the separate data sheet for detailed data
 Nylon dome stopper plug	P87	Please refer to the separate data sheet for detailed data
 Metal dome stopper plug	P88	Please refer to the separate data sheet for detailed data
 Metal hexagon stopper plug	P89	Please refer to the separate data sheet for detailed data
 Thread reducer	P90 P91	Please refer to the separate data sheet for detailed data
 Thread enlarger	P92	Please refer to the separate data sheet for detailed data
 Thread adaptor	P93 P94	Please refer to the separate data sheet for detailed data



产品目录

Exd	01	隔爆单密封电缆固定头	51	尼龙六角螺母	
	02	M型隔爆单密封电缆固定头	52	金属六角螺母	
	03	NPT型隔爆单密封电缆固定头	53	带齿金属六角螺母	
	04	隔爆单密封电缆固定头安装作业指导书	54	PTFE垫片	
	05	隔爆双密封电缆固定头	55	硅胶垫片	
	06	M型隔爆双密封电缆固定头	56	无石棉垫片	
	07	NPT型隔爆双密封电缆固定头	57	防震垫片	
	08	隔爆双密封电缆固定头安装作业指导书	58	接地片	
	09	隔爆单密封带填料电缆固定头	59	护套	
	10	M型隔爆单密封带填料电缆固定头	60	防爆圆形堵塞件	
	11	NPT型隔爆单密封带填料电缆固定头	61	防爆金属圆形堵塞件	
	12	隔爆单密封带填料电缆固定头安装作业指导书	62	防爆金属六角形堵塞件	
	13	隔爆铠装双密封电缆固定头	63	防爆金属磨直径环	
	14	M型隔爆铠装双密封电缆固定头	65	防爆金属扩径环	
	15	NPT型隔爆铠装双密封电缆固定头	66	防爆金属变径环	
	16	隔爆铠装双密封电缆固定头安装作业指导书			
	18	隔爆铠装双密封双锁紧电缆固定头			
	19	M型隔爆铠装双密封双锁紧电缆固定头			
	20	NPT型隔爆铠装双密封双锁紧电缆固定头			
	21	隔爆铠装双密封双锁紧电缆固定头安装作业指导书			
	23	隔爆铠装单密封带填料电缆固定头			
	24	M型隔爆铠装单密封带填料电缆固定头			
	25	NPT型隔爆铠装单密封带填料电缆固定头			
	26	隔爆铠装单密封带填料电缆固定头安装作业指导书			
	28	隔爆铠装单密封双锁紧带填料电缆固定头			
	29	M型隔爆铠装单密封双锁紧带填料电缆固定头			
	30	NPT型隔爆铠装单密封双锁紧带填料电缆固定头			
	31	隔爆铠装单密封双锁紧带填料电缆固定头安装作业指导书			
	33	隔爆单密封带挠线管电缆固定头			
	34	M型隔爆单密封带挠线管电缆固定头			
	35	NPT型隔爆单密封带挠线管电缆固定头			
	36	隔爆单密封带挠线管电缆固定头安装作业指导书			
	37	隔爆单密封带填料带挠线管电缆固定头			
	38	M型隔爆单密封带填料带挠线管电缆固定头			
	39	NPT型隔爆单密封带填料带挠线管电缆固定头			
	40	隔爆单密封带填料带挠线管电缆固定头安装作业指导书			
	Exe	42	M型/M加长型增安尼龙电缆固定头		
		43	PG型/PG加长型增安尼龙电缆固定头		
		44	NPT型增安尼龙电缆固定头		
45		M型/M加长型增安金属电缆固定头			
46		PG型/PG加长型增安金属电缆固定头			
47		NPT型增安金属电缆固定头			
48		加强型M/M加长增安金属电缆固定头			
49		加强型PG/PG加长增安金属电缆固定头			
50	加强型NPT增安金属电缆固定头				



INDEX

Exd

- 01 Single Sealing Exd Cable Gland
- 02 Metric Type Single Sealing Exd Cable Gland
- 03 NPT Type Single Sealing Exd Cable Gland
- 04 Installation Instructions for Single Sealing Explosion-proof Cable Gland
- 05 Double Sealing Exd Cable Gland
- 06 Metric Type Double Sealing Exd Cable Gland
- 07 NPT Type Double Sealing Exd Cable Gland
- 08 Installation Instructions for Double Sealing Explosion-proof Cable Gland
- 09 Single Sealing Filling Exd Cable Gland
- 10 Metric Type Single Sealing Filling Exd Cable Gland
- 11 NPT Type Single Sealing Filling Exd Cable Gland
- 12 Installation Instructions for Single Sealing Explosion-proof Cable Gland with Filling
- 13 Double Sealing Armoured Exd Cable Gland
- 14 Metric Type Double Sealing Armoured Exd Cable Gland
- 15 NPT Type Double Sealing Armoured Exd Cable Gland
- 16 Installation Instructions for Armoured Wire Double Sealing Explosion-proof Cable Gland
- 18 Armoured Double Seal Centric Strain Relief Exd Cable Gland
- 19 Metric Type Armoured Double Seal Centric Strain Relief Exd Cable Gland
- 20 NPT Type Armoured Double Seal Centric Strain Relief Exd Cable Gland
- 21 Installation Instructions for Armoured Wire Double Sealing Double Locking Explosion-proof Cable Gland
- 23 Single Sealing Filling Armoured Exd Cable Gland
- 24 Metric Type Single Sealing Filling Armoured Exd Cable Gland
- 25 NPT Type Armoured Single Sealing Filling Exd Cable Gland
- 26 Installation Instructions for Armoured Wire Single Sealing Explosion-proof Cable Gland with Filling
- 28 Armoured Single Seal Centric Strain Relief With Padding Exd Cable Gland
- 29 Metric Type Armoured Single Seal Centric Strain Relief With Padding Exd Cable Gland
- 30 NPT Type Armoured Single Seal Centric Strain Relief With Padding Exd Cable Gland
- 31 Installation Instructions for Armoured Wire Single Sealing Double Locking Explosion-proof Cable Gland with Filling
- 33 Single Sealing Tube Exd Cable Gland
- 34 Metric Type Single Sealing Tube Exd Cable Gland
- 35 NPT Type Single Sealing Tube Exd Cable Gland
- 36 Installation Instructions for Single Sealing Explosion-proof Cable Gland with Flexible Tube
- 37 Single Sealing Filling Tube Exd Cable Gland
- 38 Metric Type Single Sealing Filling Tube Exd Cable Gland
- 39 NPT Type Single Sealing Filling Tube Exd Cable Gland
- 40 Installation Instructions for Single Sealing Explosion-proof Cable Gland with Filling and Flexible Tube

Exe

- 42 Metric Type/Metric Length Type Exe Nylon Cable Glands
- 43 PG Type/PG-Length Type Exe Nylon Cable Glands
- 44 NPT Type Exe Nylon Cable Glands
- 45 Metric Type/Metric Length Type Exe Metal Cable Glands
- 46 PG Type/PG-Length Type Exe Metal Cable Glands
- 47 NPT Type Exe Metal Cable Glands
- 48 Metric Type/Metric-Length Type Exe Metal Cable Glands-Reinforced Type
- 49 PG/PG-Length Type Exe Metal Cable Glands-Reinforced Type
- 50 NPT Type Exe Metal Cable Glands-Reinforced Type

Accessories

- 51 Nylon Lock Nuts
- 52 Metal Lock Nuts
- 53 Serrated Metal Lock Nut
- 54 PTFE Gasket
- 55 Silicone Rubber Gasket
- 56 Non-asbestos Fiber Gasket
- 57 Anti-vibration Gasket
- 58 Earth tags
- 59 Sheath
- 60 Ex Nylon Screw Plugs
- 61 Ex Round Metal Screw Plugs
- 62 Ex Hexagon Metal Screw Plugs
- 63 Ex Metal Reducer
- 65 Ex Metal Enlarger
- 66 Ex Metal Adapter

Exd-SS

隔爆单密封电缆固定头 Single Sealing Exd Cable Gland

CJEx

IECEX

ATEX



CE

IP68

RoHS

REACH

应用领域 Application


- 符合最新版IECEX和ATEX标准 Comply with the latest version of IECEx and ATEX standards
- 适用于气体1、2区及粉尘20、21、22区 Suitable for gas 1, 2 zone and dust 20, 21, 22 zone
- 户内/户外非铠装和编织电缆 Indoor/outdoor Non-armoured, braided cable

特性 Features

- 防呆结构设计 Anti-slip design
- 同一种规格型号，统一的扳手位尺寸 The same specification, the same wrench size
- 规格型号齐全 Complete specifications and models

技术参数 Technical parameters

- 测试温度：-65~150℃，使用温度：-60~130℃
Test temperature: -65~150℃, Working temperature: -60~130℃
- IP68 10米水深8h IP68 10m/8h
- 承重测试直径20倍（100%拉力） Loading test diameter 20 times (100% pull)
- 静压测试30bar Hydrostatic test 30bar



M型隔爆单密封电缆固定头

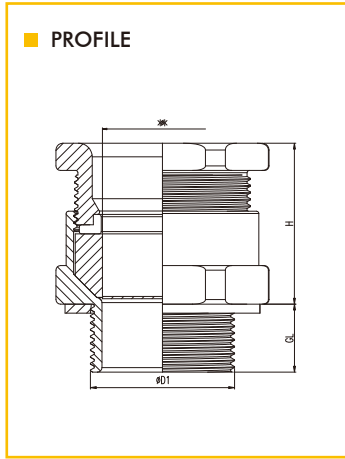
Metric Type Single Sealing Exd Cable Gland



→ SS **CJEx** **IECEX** **ATEX** **CCC** **Ex** **CE** **IP68** **RoHS** **REACH**

材料: 黄铜镀镍
 防水圈: 倍仕得隔爆专用弹性体
 垫片: 高稳定性尼龙材料
 工作温度: -60~130°C
 认证测试温度: -65~150°C
 设计规范: IEC62444, EN62444
 IECEx证书: IECEx TUR 20.0079X
 ATEX证书: TÜV 20 ATEX 8609X
 防护类别代码: IM2 Ex db I Mb/Ex eb I Mb
 II 2 G Ex db IIC Gb/Ex eb IIC Gb/Ex nR IIC Gc
 II 1 D Ex ta IIC Da IP66/68 (10m 8h)
 符合标准: IEC60079-0, 1, 7, 15, 31
 CCC证书: 2021122313114717
 防爆合格证: CJEx21.1189U
 防护类别代码: Ex d II C Gb/Ex tDA21 IP66/68 (10m 8h)
 符合标准: GB3636.0, GB3836.1, GB3836.2, GB12476.1, GB12476.5
 适用电缆类型: 非铠装和编织电缆
 材料种类: HPb59-1、H62、304、316、316L可选

Material: Nickel-plated Brass
 Seal: Beisit solo elastomer for Exd cable glands
 Gasket: High Stable PA Material
 Working Temperature: -60~130 C
 Certificate Testing Temperature: -65~150 C
 Design Specification: IEC62444, EN62444
 IECEx Certificate: IECEx TUR 20.0079X
 TÜV 20 ATEX 8609X
 Certificate: IM2 Ex db I Mb/Ex eb I Mb
 Code of Protection: II 2 G Ex db IIC Gb/Ex eb IIC Gb/Ex nR IIC Gc
 II 1 D Ex ta IIC Da IP66/68 (10m 8h)
 Standards: IEC60079-0, 1, 7, 15, 31
 CCC Certificate: 2021122313114717
 Conformity Certificate of Ex-proof: CJEx21.1189U
 Code of Protection: Ex d II C Gb/Ex tDA21 IP66/68 (10m 8h)
 Standards: GB3636.0, GB3836.1, GB3836.2, GB12476.1, GB12476.5
 Cable Type: Non-Armoured & Braided Cable
 Material options: HPb59-1、H62、304、316、316L can be offered



Thread ØD1	mm	H mm	GL mm	mm	Beisit No.
M16 x 1.5	3.0-8.0	30	15	24	BST-Exd-SS-M1608BR
M20 x 1.5	3.0-8.0	29	15	24	BST-Exd-SS-M2008BR
M20 x 1.5	7.5-12.0	29	15	24	BST-Exd-SS-M2012BR
M20 x 1.5	8.7-14.0	30	15	27	BST-Exd-SS-M2014BR
M25 x 1.5	9.0-15.0	38	15	36	BST-Exd-SS-M2515BR
M25 x 1.5	13.0-20.0	38	15	36	BST-Exd-SS-M2520BR
M32 x 1.5	19.0-26.5	36	15	43	BST-Exd-SS-M3227BR
M40 x 1.5	25.0-32.5	39	15	50	BST-Exd-SS-M4033BR
M50 x 1.5	31.0-38.0	40	15	55	BST-Exd-SS-M5038BR
M50 x 1.5	36.0-44.0	45	15	60	BST-Exd-SS-M5044BR
M63 x 1.5	41.5-50.0	46	15	75	BST-Exd-SS-M6350BR
M63 x 1.5	48.0-55.0	46	15	75	BST-Exd-SS-M6355BR
M75 x 1.5	54.0-62.0	45	15	90	BST-Exd-SS-M7562BR
M75 x 1.5	61.0-68.0	45	15	90	BST-Exd-SS-M7568BR
M80 x 2.0	67.0-73.0	61	24	96	BST-Exd-SS-M8073BR
M90 x 2.0	66.6-80.0	60	24	108	BST-Exd-SS-M9080BR
M100 x 2.0	76.0-89.0	76	24	123	BST-Exd-SS-M10089BR



专利产品 Patented product.

NPT型隔爆单密封电缆固定头

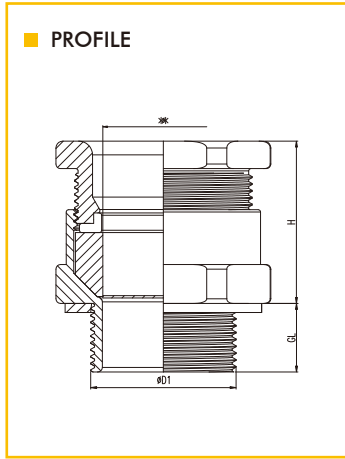
NPT Type Single Sealing Exd Cable Gland



→ SS **CJEx** **IECEX** **ATEX** **CCC** **Ex** **CE** **IP68** **RoHS** **REACH**


材料: 黄铜镀镍
 防水圈: 倍仕得隔爆专用弹性体
 垫片: 高稳定性尼龙材料
 工作温度: -60~130°C
 认证测试温度: -65~150°C
 设计规范: IEC62444, EN62444
 IECEx证书: IECEx TUR 20.0079X
 ATEX证书: TÜV 20 ATEX 8609X
 防护类别代码: IM2 Ex db I Mb/Ex eb I Mb
 II 2 G Ex db IIC Gb/Ex eb IIC Gb/Ex nR IIC Gc
 II 1 D Ex ta IIC Da IP66/68 (10m 8h)
 符合标准: IEC60079-0, 1, 7, 15, 31
 CCC证书: 2021122313114717
 防爆合格证: CJEx21.1189U
 防护类别代码: Ex d II C Gb; Ex tD A21 IP66/68 (10m 8h)
 符合标准: GB3636.0, GB3836.1, GB3836.2, GB12476.1, GB12476.5
 适用电缆类型: 非铠装和编织电缆
 材料种类: HPb59-1、H62、304、316、316L可选

Material: Nickel-plated Brass
 Seal: Beisit solo elastomer for Exd cable glands
 Gasket: High Stable PA Material
 Working Temperature: -60~130 C
 Certificate Testing Temperature: -65~150 C
 Design Specification: IEC62444, EN62444
 IECEx Certificate: IECEx TUR 20.0079X
 ATEX Certificate: TÜV 20 ATEX 8609X
 Code of Protection: IM2 Ex db I Mb/Ex eb I Mb
 II 2 G Ex db IIC Gb/Ex eb IIC Gb/Ex nR IIC Gc
 II 1 D Ex ta IIC Da IP66/68 (10m 8h)
 Standards: IEC60079-0, 1, 7, 15, 31
 CCC Certificate: 2021122313114717
 Conformity Certificate of Ex-proof: CJEx21.1189U
 Code of Protection: Ex d II C Gb; Ex tD A21 IP66/68 (10m 8h)
 Standards: GB3636.0, GB3836.1, GB3836.2, GB12476.1, GB12476.5
 Cable Type: Non-Armoured & Braided Cable
 Material options: HPb59-1、H62、304、316、316L can be offered



Thread ØD1	∅* mm	H mm	GL mm	 mm	Beisit No.
NPT1/2"	3.0-8.0	29	19.9	24	BST-Exd-SS-N1208BR
NPT3/4"	3.0-8.0	29	19.9	27	BST-Exd-SS-N3408BR
NPT1/2"	7.5-12.0	29	19.9	24	BST-Exd-SS-N1212BR
NPT3/4"	7.5-12.0	29	19.9	27	BST-Exd-SS-N3412BR
NPT1/2"	8.7-14.0	30	19.9	27	BST-Exd-SS-N1214BR
NPT3/4"	8.7-14.0	30	19.9	27	BST-Exd-SS-N3414BR
NPT3/4"	9.0-15.0	38	20.2	36	BST-Exd-SS-N3415BR
NPT3/4"	13.0-20.0	38	20.2	36	BST-Exd-SS-N3420BR
NPT1"	9.0-15.0	38	20.2	36	BST-Exd-SS-N10020BR
NPT1"	13.0-20.0	38	20.2	36	BST-Exd-SS-N10020BR
NPT1"	19.0-26.5	36	25.0	43	BST-Exd-SS-N10027BR
NPT1 1/4"	19.0-26.5	36	25.0	43	BST-Exd-SS-N11427BR
NPT1 1/4"	25.0-32.5	39	25.6	50	BST-Exd-SS-N11433BR
NPT1 1/2"	25.0-32.5	39	25.6	50	BST-Exd-SS-N11233BR
NPT2"	31.0-38.0	40	26.1	70	BST-Exd-SS-N20038BR
NPT2"	35.6-44.0	45	26.9	70	BST-Exd-SS-N20044BR
NPT2 1/2"	35.6-44.0	45	26.9	80	BST-Exd-SS-N21244BR
NPT2 1/2"	41.5-50.0	46	26.9	80	BST-Exd-SS-N21250BR
NPT2 1/2"	48.0-55.0	46	39.9	80	BST-Exd-SS-N21255BR
NPT3"	48.0-55.0	46	39.9	96	BST-Exd-SS-N30055BR
NPT3"	54.0-62.0	45	39.9	96	BST-Exd-SS-N30062BR
NPT3"	61.0-68.0	45	41.5	96	BST-Exd-SS-N30068BR
NPT3 1/2"	61.0-68.0	45	41.5	108	BST-Exd-SS-N31268BR
NPT3"	67.0-73.0	61	41.5	96	BST-Exd-SS-N30073BR
NPT3 1/2"	67.0-73.0	61	41.5	108	BST-Exd-SS-N31273BR
NPT3 1/2"	66.6-80.0	60	42.8	108	BST-Exd-SS-N31280BR
NPT4"	66.6-80.0	60	42.8	123	BST-Exd-SS-N40080BR
NPT3 1/2"	76.0-89.0	76	42.8	123	BST-Exd-SS-N31289BR
NPT4"	76.0-89.0	76	42.8	123	BST-Exd-SS-N40089BR

在开始安装前，请仔细阅读所有说明。
Please read all instructions carefully before installation.



1



用游标卡尺确认电缆直径是否在标准线径范围内。
Use vernier caliper to confirm whether cable diameter is within the standard cable range.

2




剥掉电缆外护层，压接好端子。
Strip off the outer sheath of cables, crimp the terminal.

3



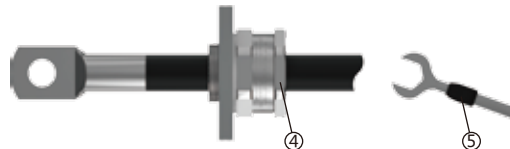
确保垫片①安装到位，将电缆固定头拧入螺纹孔(如果箱体未加工螺纹请使用六角螺母固定)，使用扭力扳手⑤拧紧主体②至标准安装扭力。
Guarantee that the gasket① is installed in place. Screw the cable gland into the thread hole. (If there is no thread in the holes, please use lock nuts to fix cable glands.) Tighten the body② by the torque spanner⑤ to the standard installation torque.

4



将电缆穿过电缆固定头，用手旋紧迫紧螺帽④。
Pass the cable end go through the gland, tighten the sealing nut④.

5



使用扭力扳手⑤拧紧迫紧螺帽④至标准安装扭力，使密封件夹紧电缆达到密封和紧固效果。
Tighten the sealing nut④ by the spanner⑤ to standard installation torque, make seal clamp the cable tightly to achieve good sealing and fastening effect.

Exd-DS

隔爆双密封电缆固定头 Double Sealing Exd Cable Gland

CJEx

IECEX

ATEX



CE

IP68

RoHS

REACH

应用领域 Application


- 符合最新版IECEX和ATEX标准 Comply with the latest version of IECEx and ATEX standards
- 适用于气体1、2区及粉尘20、21、22区 Suitable for gas 1, 2 zone and dust 20, 21, 22 zone
- 户内/户外非铠装和编织电缆 Indoor/outdoor Non-armoured, braided cable

特性 Features

- 防呆结构设计 Anti-slip design
- 同一种规格型号，统一的扳手位尺寸 The same specification, the same wrench size
- 规格型号齐全 Complete specifications and models

技术参数 Technical parameters

- 测试温度：-65~150℃，使用温度：-60~130℃
Test temperature : -65~150 C, Working temperature : -60~130 C
- IP68 10米水深8h IP68 10m/8h
- 承重测试直径20倍（100%拉力） Loading test diameter 20 times (100% pull)
- 静压测试30bar Hydrostatic test 30bar



M型隔爆双密封电缆固定头


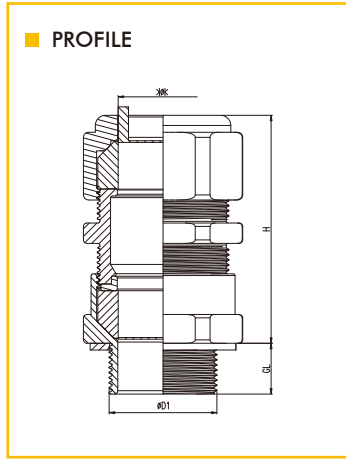
Metric Type Double Sealing Exd Cable Gland



→ DS **CJEx** **IECEX** **ATEX** **CCC** **Ex** **CE** **IP68** **RoHS** **REACH**

材料: 黄铜镀镍
 防水圈: 倍仕得隔爆专用弹性体
 垫片: 高稳定性尼龙材料
 工作温度: -60~130°C
 认证测试温度: -65~150°C
 设计规范: IEC62444,EN62444
 IECEx证书: IECEx TUR 20.0079X
 ATEX证书: TÜV 20 ATEX 8609X
 防护类别代码: IM2 Ex db I Mb/Ex eb I Mb
 II 2 G Ex db IIC Gb/Ex eb IIC Gb/Ex nR IIC Gc
 II 1 D Ex ta IIC Da IP66/68 (10m 8h)
 符合标准: IEC60079-0,1,7,15,31
 CCC证书: 2021122313114717
 防爆合格证: CJEx21.1189U
 防护类别代码: Ex d II C Gb/Ex tD A21 IP66/68 (10m 8h)
 符合标准: GB3636.0,GB3836.1,GB3836.2,
 GB12476.1,GB12476.5
 适用电缆类型: 非铠装和编织电缆
 材料种类: HPb59-1、H62、304、316、
 316L可选

Material: Nickel-plated Brass
 Seal: Beisit solo elastomer for
 Exd cable glands
 High Stable PA Material
 Working Temperature: -60~130 C
 Certificate Testing Temperature: -65~150 C
 Design Specification: IEC62444,EN62444
 IECEx Certificate: IECEx TUR 20.0079X
 ATEX Certificate: TÜV 20 ATEX 8609X
 Code of Protection: IM2 Ex db I Mb/Ex eb I Mb
 II 2 G Ex db IIC Gb/Ex eb IIC Gb/Ex nR IIC Gc
 II 1 D Ex ta IIC Da IP66/68 (10m 8h)
 Standards: IEC60079-0,1,7,15,31
 CCC Certificate: 2021122313114717
 Conformity Certificate of Ex-proof: CJEx21.1189U
 Code of Protection: Ex d II C Gb/Ex tD A21 IP66/68 (10m 8h)
 Standards: GB3636.0,GB3836.1,GB3836.2,GB12476.1,GB12476.5
 Cable Type: Non-Armoured & Braided Cable
 Material options: HPb59-1、H62、304、316、
 316L can be offered



Thread ØD1	mm	H mm	GL mm	mm	Beisit No.
M16X1.5	3.0-8.0	58	15	24	BST-Exd-DS-M1608BR
M20X1.5	3.0-8.0	57	15	24	BST-Exd-DS-M2008BR
M20X1.5	7.5-12.0	57	15	24	BST-Exd-DS-M2012BR
M20X1.5	8.7-14.0	55	15	27	BST-Exd-DS-M2014BR
M25X1.5	9.0-15.0	69	15	36	BST-Exd-DS-M2515BR
M25X1.5	13.0-20.0	69	15	36	BST-Exd-DS-M2520BR
M32X1.5	19.0-26.5	67	15	43	BST-Exd-DS-M3227BR
M40X1.5	25.0-32.5	71	15	50	BST-Exd-DS-M4033BR
M50X1.5	31.0-38.0	79	15	55	BST-Exd-DS-M5038BR
M50X1.5	36.0-44.0	85	15	60	BST-Exd-DS-M5044BR
M63X1.5	41.5-50.0	88	15	75	BST-Exd-DS-M6350BR
M63X1.5	48.0-55.0	88	15	75	BST-Exd-DS-M6355BR
M75X1.5	54.0-62.0	87	15	90	BST-Exd-DS-M7562BR
M75X1.5	61.0-68.0	87	15	90	BST-Exd-DS-M7568BR
M80X2.0	67.0-73.0	120	24	96	BST-Exd-DS-M8073BR
M90X2.0	66.6-80.0	115	24	108	BST-Exd-DS-M9080BR
M100X2.0	76.0-89.0	144	24	123	BST-Exd-DS-M10089BR



专利产品 Patented product.

NPT型隔爆双密封电缆固定头


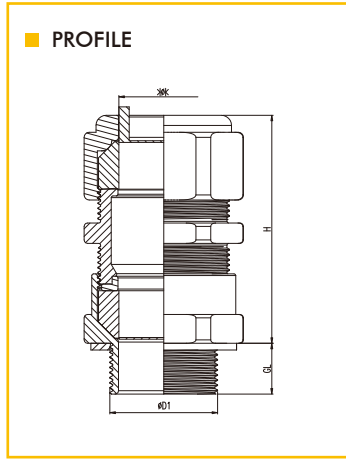
NPT Type Double Sealing Exd Cable Gland



→ DS **CJEx** **IECEX** **ATEX** **CCC** **Ex** **CE** **IP68** **RoHS** **REACH**


材料: 黄铜镀镍
 防水圈: 倍仕得隔爆专用弹性体
 垫片: 高稳定性尼龙材料
 工作温度: -60~130°C
 认证测试温度: -65~150°C
 设计规范: IEC62444, EN62444
 IECEx证书: IECEx TUR 20.0079X
 ATEX证书: TÜV 20 ATEX 8609X
 防护类别代码: IM2 Ex db I Mb/Ex eb I Mb
 II 2 G Ex db IIC Gb/Ex eb IIC Gb/Ex r IIC Gc
 II 1 D Ex ta IIC Da IP66/68 (10m 8h)
 符合标准: IEC60079-0, 1, 7, 15, 31
 CCC证书: 2021122313114717
 防爆合格证: CJEx21.1189U
 防护类别代码: Ex d II C Gb/Ex dA21 IP66/68 (10m 8h)
 符合标准: GB3636.0, GB3836.1, GB3836.2, GB12476.1, GB12476.5
 适用电缆类型: 非铠装和编织电缆
 材料种类: HPb59-1、H62、304、316、316L可选

Material: Nickel-plated Brass
 Seal: Beisit solo elastomer for Exd cable glands
 High Stable PA Material
 Working Temperature: -60~130 C
 Certificate Testing Temperature: -65~150 C
 Design Specification: IEC62444, EN62444
 IECEx Certificate: IECEx TUR 20.0079X
 ATEX Certificate: TÜV 20 ATEX 8609X
 Code of Protection: IM2 Ex db I Mb/Ex eb I Mb
 II 2 G Ex db IIC Gb/Ex eb IIC Gb/Ex r IIC Gc
 II 1 D Ex ta IIC Da IP66/68 (10m 8h)
 Standards: IEC60079-0, 1, 7, 15, 31
 CCC Certificate: 2021122313114717
 Conformity Certificate of Ex-proof: CJEx21.1189U
 Code of Protection: Ex d II C Gb/Ex dA21 IP66/68 (10m 8h)
 GB3636.0, GB3836.1, GB3836.2, GB12476.1, GB12476.5
 Standards: IEC60079-0, 1, 7, 15, 31
 CCC Certificate: 2021122313114717
 Conformity Certificate of Ex-proof: CJEx21.1189U
 Code of Protection: Ex d II C Gb/Ex dA21 IP66/68 (10m 8h)
 GB3636.0, GB3836.1, GB3836.2, GB12476.1, GB12476.5
 Cable Type: Non-Armoured & Braided Cable
 Material options: HPb59-1、H62、304、316、316L can be offered



Thread ØD1	mm	H mm	GL mm	mm	Beisit No.
NPT1/2"	3.0-8.0	57	19.9	24	BST-Exd-DS-N1208BR
NPT3/4"	3.0-8.0	57	19.9	24	BST-Exd-DS-N3408BR
NPT1/2"	7.5-12.0	57	19.9	24	BST-Exd-DS-N1212BR
NPT3/4"	7.5-12.0	57	19.9	24	BST-Exd-DS-N3412BR
NPT1/2"	8.7-14.0	55	19.9	27	BST-Exd-DS-N1214BR
NPT3/4"	8.7-14.0	55	19.9	27	BST-Exd-DS-N3414BR
NPT3/4"	9.0-15.0	69	20.2	36	BST-Exd-DS-N3415BR
NPT3/4"	13.0-20.0	69	20.2	36	BST-Exd-DS-N3420BR
NPT1"	9.0-15.0	69	20.2	36	BST-Exd-DS-N10020BR
NPT1"	13.0-20.0	69	20.2	36	BST-Exd-DS-N10015BR
NPT1"	19.0-26.5	67	25.0	43	BST-Exd-DS-N10027BR
NPT1 1/4"	19.0-26.5	67	25.0	43	BST-Exd-DS-N11427BR
NPT1 1/4"	25.0-32.5	71	25.6	50	BST-Exd-DS-N11433BR
NPT1 1/2"	25.0-32.5	71	25.6	50	BST-Exd-DS-N11233BR
NPT2"	31.0-38.0	79	26.1	55	BST-Exd-DS-N20038BR
NPT2"	35.6-44.0	85	26.9	60	BST-Exd-DS-N20044BR
NPT2 1/2"	35.6-44.0	85	26.9	60	BST-Exd-DS-N21244BR
NPT2 1/2"	41.5-50.0	88	26.9	75	BST-Exd-DS-N21250BR
NPT2 1/2"	48.0-55.0	88	39.9	75	BST-Exd-DS-N21255BR
NPT3"	48.0-55.0	88	39.9	75	BST-Exd-DS-N30055BR
NPT3"	54.0-62.0	87	39.9	90	BST-Exd-DS-N30062BR
NPT3"	61.0-68.0	87	41.5	90	BST-Exd-DS-N30068BR
NPT3 /2"	61.0-68.0	87	41.5	90	BST-Exd-DS-N31268BR
NPT3"	67.0-73.0	120	41.5	96	BST-Exd-DS-N30073BR
NPT3 1/2"	67.0-73.0	120	41.5	96	BST-Exd-DS-N31273BR
NPT3 1/2"	66.6-80.0	115	42.8	108	BST-Exd-DS-N31280BR
NPT4"	66.6-80.0	115	42.8	108	BST-Exd-DS-N40080BR
NPT3 1/2"	76.0-89.0	144	42.8	123	BST-Exd-DS-N31289BR
NPT4"	76.0-89.0	144	42.8	123	BST-Exd-DS-N40089BR

在开始安装前，请仔细阅读所有说明。
Please read all instructions carefully before installation.



1



用游标卡尺确认电缆直径是否在标准线径范围内。
Use vernier caliper to confirm whether cable diameter is within the standard cable range.

2




剥掉电缆外护层，压接好端子。
Strip off the outer sheath of cable, crimp the terminal.

3




确保垫片①安装到位，将电缆固定头拧入螺纹孔(如果箱体未加工螺纹请使用六角螺母固定)，使用扭力扳手⑥拧紧主体②至标准安装扭力。
Guarantee that the gasket① is installed in place. Screw the cable gland into the thread hole. (If there is no thread in the holes, please use lock nuts to fix cable glands.) Tighten the body② by the torque spanner⑥ to the standard installation torque.

4




将电缆穿过电缆固定头，用手旋紧主体④和迫紧螺帽⑤。
Pass the cable end go through the gland, tighten the body④ and the sealing nut⑤.

5



使用扭力扳手⑥拧紧主体④至标准安装扭力，使密封件夹紧电缆达到密封和紧固效果。
Tighten the body④ by the spanner⑥ to the standard installation torque, make the seal clamp cable tightly to achieve good sealing and fastening effect.

6



使用扭力扳手⑥将迫紧螺帽⑤拧紧对电缆达到额外密封和紧固。
Tighten the sealing nut⑤ by the torque spanner⑥ to achieve additional sealing and fastening effect.

Exd-SSF

隔爆单密封带填料电缆固定头 Single Sealing Filling Exd Cable Gland

CJEx

IECEX

ATEX



CE

IP68

RoHS

REACH

应用领域 Application


- 符合最新版IECEX和ATEX标准 Comply with the latest version of IECEx and ATEX standards
- 适用于气体1、2区及粉尘20、21、22区 Suitable for gas 1, 2 zone and dust 20, 21, 22 zone
- 户内/户外非铠装和编织电缆 Indoor/outdoor Non-armoured, braided cable

特性 Features

- 两种填料方式 2 filling method for barrier
- 防呆结构设计 Anti-slip design
- 同一种规格型号，统一的扳手位尺寸 The same specification, the same wrench size
- 规格型号齐全 Complete specifications and models

技术参数 Technical parameters

- 测试温度：-65~150℃，使用温度：-60~130℃
Test temperature: -65~150℃, Working temperature: -60~130℃
- IP68 10米水深8h IP68 10m/8h
- 承重测试直径20倍（100%拉力） Loading test diameter 20 times (100% pull)
- 静压测试30bar Hydrostatic test 30bar



M型隔爆单密封带填料电缆固定头

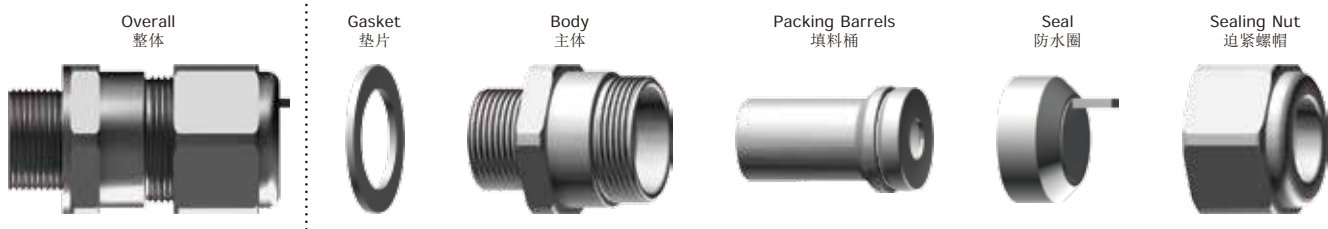
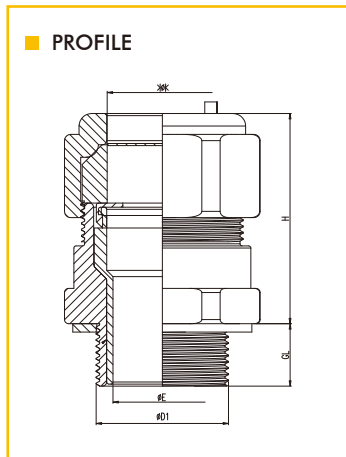
Metric Type Single Sealing Filling Exd Cable Gland



→ SSF **CJEx** **IECEX** **ATEX** **CCC** **Ex** **CE** **IP68** **RoHS** **REACH**

材料: 黄铜镀镍
 防水圈: 倍仕得隔爆专用弹性体
 垫片: 高稳定性尼龙材料
 工作温度: -60~130°C
 认证测试温度: -65~150°C
 设计规范: IEC62444,EN62444
 IECEx证书: IECEx TUR 20.0079X
 ATEX证书: TÜV 20 ATEX 8609X
 防护类别代码: IM2 Ex db I Mb/Ex eb I Mb
 II 2 G Ex db IIC Gb/Ex eb IIC Gb/Ex r IIC Gc
 II 1 D Ex ta IIC Da IP66/68 (10m 8h)
 符合标准: IEC60079-0,1,7,15,31
 CCC证书: 2021122313114717
 防爆合格证: CJEx21.1326U
 防护类别代码: Ex d II C Gb/Ex tDA21 IP66/68 (10m 8h)
 符合标准: GB3636.0,GB3836.1,GB3836.2,
 GB12476.1,GB12476.5
 适用电缆类型: 非铠装电缆
 材料种类: HPb59-1、H62、304、316、
 316L可选

Material: Nickel-plated Brass
 Seal: Beisit solo elastomer for
 Exd cable glands
 Gasket: High Stable PA Material
 Working Temperature: -60~130 C
 Certificate Testing Temperature: -65~150 C
 Design Specification: IEC62444,EN62444
 IECEx Certificate: IECEx TUR 20.0079X
 ATEX Certificate: TÜV 20 ATEX 8609X
 Code of Protection: IM2 Ex db I Mb/Ex eb I Mb
 II 2 G Ex db IIC Gb/Ex eb IIC Gb/Ex r IIC Gc
 II 1 D Ex ta IIC Da IP66/68 (10m 8h)
 Standards: IEC60079-0,1,7,15,31
 CCC Certificate: 2021122313114717
 Conformity Certificate of Ex-proof: CJEx21.1326U
 Code of Protection: Ex d II C Gb/Ex tDA21 IP66/68 (10m 8h)
 Standards: GB3636.0,GB3836.1,GB3836.2,GB12476.1,GB12476.5
 Cable Type: Non-Armoured Cable
 Material options: HPb59-1、H62、304、316、
 316L can be offered



Thread ØD1	Øk mm	Cable Core Qty	Max.Dia.of Over Cores	E mm	H mm	GL mm	U mm	Beisit No.
M16X1.5	3.0-8.0	6	6.8	8.5	45	15	24	BST-Exd-SSF-M1608BR
M20X1.5	3.0-8.0	6	10	12.5	42	15	24	BST-Exd-SSF-M2008BR
M20X1.5	7.5-12.0	6	10	12.5	42	15	24	BST-Exd-SSF-M2012BR
M20X1.5	8.7-14.0	10	9.8	12.3	41	15	27	BST-Exd-SSF-M2014BR
M25X1.5	9.0-15.0	21	13.4	16.8	51	15	36	BST-Exd-SSF-M2515BR
M25X1.5	13.0-20.0	21	13.4	16.8	51	15	36	BST-Exd-SSF-M2520BR
M32X1.5	19.0-26.5	42	18.9	23.7	51	15	43	BST-Exd-SSF-M3227BR
M40X1.5	25.0-32.5	60	24.8	31.0	53	15	50	BST-Exd-SSF-M4033BR
M50X1.5	31.0-38.0	80	30.8	38.5	61	15	55	BST-Exd-SSF-M5038BR
M50X1.5	36.0-44.0	80	32.8	41.1	63	15	60	BST-Exd-SSF-M5044BR
M63X1.5	41.5-50.0	100	41.6	52.0	66	15	75	BST-Exd-SSF-M6350BR
M63X1.5	48.0-55.0	100	41.6	52.0	66	15	75	BST-Exd-SSF-M6355BR
M75X1.5	54.0-62.0	120	52.3	65.4	63	15	90	BST-Exd-SSF-M7562BR
M75X1.5	61.0-68.0	120	52.3	65.4	63	15	90	BST-Exd-SSF-M7568BR
M80X2.0	67.0-73.0	140	56.4	70.5	82	24	96	BST-Exd-SSF-M8073BR
M90X2.0	66.6-80.0	140	62.9	78.7	80	24	108	BST-Exd-SSF-M9080BR
M100X2.0	76.0-89.0	200	70.9	88.7	98	24	123	BST-Exd-SSF-M10089BR

专利产品 Patented product.



NPT型隔爆单密封带填料电缆固定头

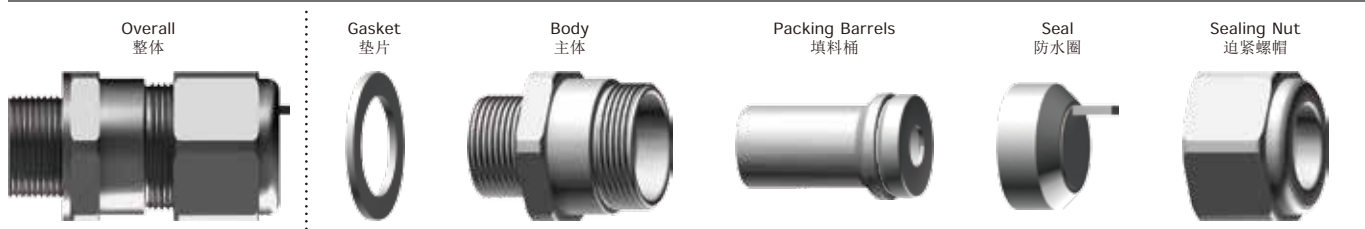
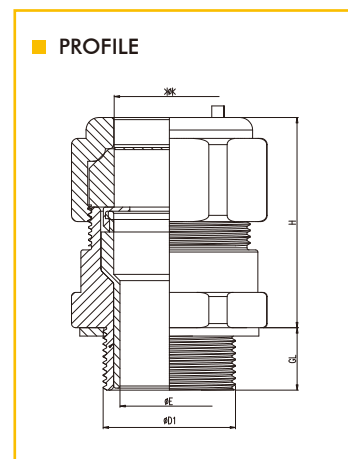
NPT Type Single Sealing Filling Exd Cable Gland



→ SSF CJEx IECEx ATEX CCC Ex CE IP68 RoHS REACH

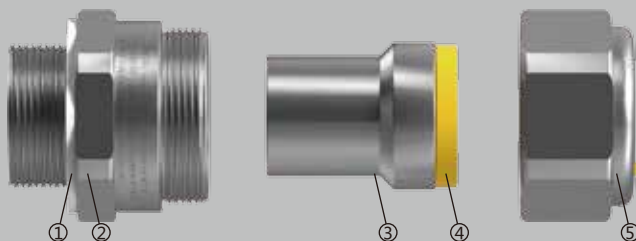
材料: 黄铜镀镍
 防水圈: 倍仕得隔爆专用弹性体
 垫片: 高稳定性尼龙材料
 工作温度: -60~130°C
 认证测试温度: -65~150°C
 设计规范: IEC62444, EN62444
 IECEx证书: IECEx TUR 20.0079X
 ATEX证书: TÜV 20 ATEX 8609X
 防护类别代码: IM2 Ex db I Mb/Ex eb I Mb
 II 2 G Ex db IIC Gb/Ex eb IIC Gb/Ex nR IIC Gc
 II 1 D Ex ta IIC Da IP66/68 (10m 8h)
 符合标准: IEC60079-0, 1, 7, 15, 31
 CCC证书: 2021122313114717
 防爆合格证: CJEx21.1326U
 防护类别代码: Ex d II C Gb/Ex dA21 IP66/68 (10m 8h)
 符合标准: GB3636.0, GB3836.1, GB3836.2,
 GB12476.1, GB12476.5
 适用电缆类型: 非铠装电缆
 材料种类: HPb59-1、H62、304、316、
 316L可选

Material: Nickel-plated Brass
 Seal: Beisit solo elastomer for
 Exd cable glands
 Gasket: High Stable PA Material
 Working Temperature: -60~130 C
 Certificate Testing Temperature: -65~150 C
 Design Specification: IEC62444, EN62444
 IECEx Certificate: IECEx TUR 20.0079X
 ATEX Certificate: TÜV 20 ATEX 8609X
 Code of Protection: IM2 Ex db I Mb/Ex eb I Mb
 II 2 G Ex db IIC Gb/Ex eb IIC Gb/Ex nR IIC Gc
 II 1 D Ex ta IIC Da IP66/68 (10m 8h)
 Standards: IEC60079-0, 1, 7, 15, 31
 CCC Certificate: 2021122313114717
 Conformity Certificate of Ex-proof: CJEx21.1326U
 Code of Protection: Ex d II C Gb/Ex dA21 IP66/68 (10m 8h)
 Standards: GB3636.0, GB3836.1, GB3836.2, GB12476.1, GB12476.5
 Cable Type: Non-Armoured Cable
 Material options: HPb59-1、H62、304、316、
 316L can be offered



Thread ØD1	Øk mm	Cable Core Qty	Max. Dia. of Over Cores	E mm	H mm	GL mm	U mm	Beisit No.
NPT1/2"	3.0-8.0	6	10	12.5	42	19.9	24	BST-Exd-SSF-N1208BR
NPT3/4"	3.0-8.0	6	10	12.5	42	19.9	27	BST-Exd-SSF-N3408BR
NPT1/2"	7.5-12.0	6	10	12.5	42	19.9	24	BST-Exd-SSF-N1212BR
NPT3/4"	7.5-12.0	6	10	12.5	42	19.9	27	BST-Exd-SSF-N3412BR
NPT1/2"	8.7-14.0	10	9.8	12.3	41	19.9	27	BST-Exd-SSF-N1214BR
NPT3/4"	8.7-14.0	10	9.8	12.3	41	19.9	27	BST-Exd-SSF-N3414BR
NPT3/4"	9.0-15.0	21	13.4	16.8	51	20.2	36	BST-Exd-SSF-N3415BR
NPT3/4"	13.0-20.0	21	13.4	16.8	51	20.2	36	BST-Exd-SSF-N3420BR
NPT1"	9.0-15.0	21	13.4	16.8	51	20.2	36	BST-Exd-SSF-N10015BR
NPT1"	13.0-20.0	21	13.4	16.8	51	20.2	36	BST-Exd-SSF-N10020BR
NPT1"	19.0-26.5	42	19.0	23.7	51	25.0	43	BST-Exd-SSF-N10027BR
NPT1 1/4"	19.0-26.5	42	19.0	23.7	51	25.0	43	BST-Exd-SSF-N11427BR
NPT1 1/4"	25.0-32.5	60	24.8	31.0	53	25.6	50	BST-Exd-SSF-N11433BR
NPT1 1/2"	25.0-32.5	60	24.8	31.0	53	25.6	50	BST-Exd-SSF-N11233BR
NPT2"	31.0-38.0	80	30.8	38.5	61	26.1	70	BST-Exd-SSF-N20038BR
NPT2"	35.6-44.0	80	32.9	41.1	63	26.6	70	BST-Exd-SSF-N20044BR
NPT2 1/2"	35.6-44.0	80	32.9	41.1	63	29.9	80	BST-Exd-SSF-N21244BR
NPT2 1/2"	41.5-50.0	100	41.6	52	66	26.9	80	BST-Exd-SSF-N21250BR
NPT2 1/2"	48.0-55.0	100	41.6	52	66	39.9	80	BST-Exd-SSF-N21255BR
NPT3"	48.0-55.0	100	41.6	65.4	66	39.9	96	BST-Exd-SSF-N30055BR
NPT3"	54.0-62.0	120	52.3	65.4	63	39.9	96	BST-Exd-SSF-N30062BR
NPT3"	61.0-68.0	120	52.3	65.4	63	41.5	96	BST-Exd-SSF-N30068BR
NPT3 1/2"	61.0-68.0	120	52.3	70.5	63	41.5	108	BST-Exd-SSF-N31268BR
NPT3"	67.0-73.0	140	56.4	70.5	82	41.5	96	BST-Exd-SSF-N30073BR
NPT3 1/2"	67.0-73.0	140	56.4	70.5	82	41.5	108	BST-Exd-SSF-N31273BR
NPT3 1/2"	66.6-80.0	140	63.0	78.7	80	42.8	108	BST-Exd-SSF-N31280BR
NPT4"	66.6-80.0	140	63.0	78.8	80	42.8	123	BST-Exd-SSF-N40080BR
NPT3 1/2"	76.0-89.0	200	71.0	88.7	98	42.8	123	BST-Exd-SSF-N31289BR
NPT4"	76.0-89.0	200	71.0	88.7	98	42.8	123	BST-Exd-SSF-N40089BR

在开始安装前，请仔细阅读所有说明。
Please read all instructions carefully before installation.



1

Model	Length of Naked Wire	Model	Length of Naked Wire	Model	Length of Naked Wire	Model	Length of Naked Wire
M1608	19mm	M2520BR	20mm	M5044	27mm	M7568	27mm
M2008	16mm	M3227BR	21mm	M6350	28mm	M8073	34mm
M2012	16mm	M4033BR	21mm	M6355	28mm	M9080	34mm
M2014	16mm	M5038BR	24mm	M7562	27mm	M10089	60mm

剥掉电缆外护套露出内部电缆芯轴（外护套长度=端子离箱体外侧长度+上表剥线长度），将电缆芯轴的绝缘层清理干净。如果电缆芯轴上有耐油绵纸，也应该被拆成一根根单一的芯轴，使用绝缘胶带将芯轴末端捆扎在一起。



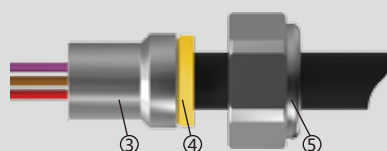
Strip off the outer sheath of cable to expose the inner cable cores.
(Outer cutting sheath Length = Distance from the terminal to the outer plate of box + Length of naked wire indicated in the table below)And then clean the insulation layer of cable cores.
If there`s oil resistance cotton paper wrapped around cable cores, it should be disassembled into single one, bundle cable cores bottom with insulated tapes finally.

2




确保垫片①安装到位，将主体②拧入螺纹孔(如果箱体未加工螺纹请使用六角螺母固定)，使用扭力扳手⑥将主体②拧紧至安装扭力。
Guarantee that the gasket① is installed in place. Screw the body② into the thread hole. (If there is no thread in the holes, please use lock nuts to fix cable glands.) Tighten the body② by the torque spanner⑥ to the standard installation torque.

3




将电缆末端依次穿过迫紧螺帽⑤和填料筒③，直至外护套超过防水圈④，拆除芯轴末端的绝缘胶带，将其竖直固定在装置上。
Pass the end of cable through sealing nut⑤ and filling cylinder③ in turn, until outer insulation layer exceeds seal④, strip off insulating tape at the bottom of cable cores, fix it in cylinder vertically.

4



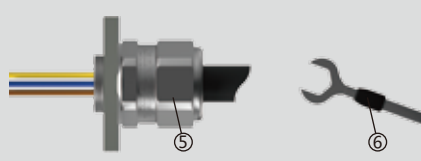
接上混合喷嘴（小型多芯电缆使用延长喷嘴），将树脂注入填料筒③中，确保树脂一直填满到填料筒的底部，擦去溢出的树脂，等待树脂从液体初步凝固。
0℃环境下需要30分钟 / 10℃环境下需要15分钟 / 20℃环境下需要7分钟 / 30℃环境下需要5分钟
如果混合管内有树脂残留，丢弃搅拌喷嘴，将混合管盖子重新盖好以便下次使用。
Connect mixing nozzle (extension nozzle for small multi-core cable), Inject resin into the filling cylinder③, to ensure that the resin is fully filled into the bottom of the filling cylinder, wipe off the overflow resin, wait for the resin to solidify completely.
Wait 30 minutes at 0℃ / Wait 15 minutes at 10℃ / Wait 7 minutes at 20℃ / Wait 5 minutes at 30℃
If there is resin left in mixing pipe, discard mixing nozzle and cover mixing pipe again for next use.

5



将填料筒③塞进主体②，旋紧迫紧螺帽⑤。
Insert the filling cylinder③ into the body②, tighten the sealing nut⑤.

6



使用扭力扳手⑥拧紧迫紧螺帽⑤至标准安装扭力，使密封件夹紧电缆达到密封和紧固效果。
Tighten the sealing nut⑤ by the spanner⑦ to the standard installation torque, make seal clamp the cable tightly to achieve good sealing and fastening effect.

Exd-DSA

隔爆铠装双密封电缆固定头

Double Sealing Armoured Exd Cable Gland

CJEx

IECEX

ATEX



CE

IP68

RoHS

REACH

应用领域 Application


- 符合最新版IECEX和ATEX标准 Comply with the latest version of IECEX and ATEX standards
- 适用于气体1、2区及粉尘20、21、22区 Suitable for gas 1, 2 zone and dust 20, 21, 22 zone
- 户内/户外单线钢丝铠装、铝线铠装、钢带铠装、编织铠装、铝带铠装、柔性线铠装、软屏蔽、线编织等铠装电缆
Indoor/outdoor SWA,AWA,STA,SWB,ASA, PWA,EMC,CY/SY, and other armoured cable

特性 Features

- 铠装范围0-2.5mm Armoured range 0-2.5mm
- 通过EMC测试 EMC tested
- 防呆结构设计 Anti-slip design
- 同一种规格型号，统一的扳手位尺寸 The same specification, the same wrench size
- 规格型号齐全 Complete specifications and models
- 适用于冷流型电缆 Suitable for coldflow armoured cable

技术参数 Technical parameters

- 测试温度：-65~150°C，使用温度：-60~130°C
Test temperature：-65~150 C, Working temperature：-60~130 C
- IP68 10米水深8h IP68 10m/8h
- 承重测试直径20倍（100%拉力） Loading test diameter 20 times (100% pull)
- 静压测试30bar Hydrostatic test 30bar



M型隔爆铠装双密封电缆固定头

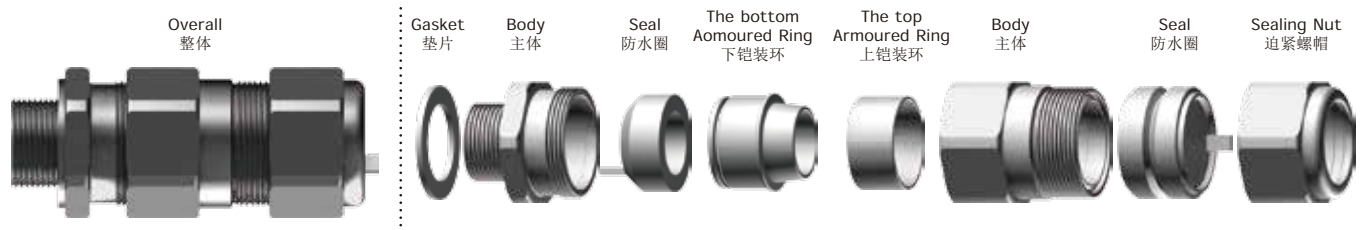
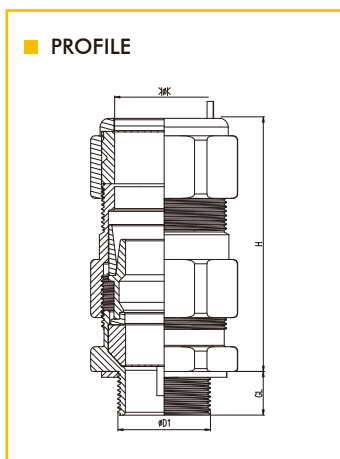
Metric Type Double Sealing Armoured Exd Cable Gland



→ DSA **CJEx** **IECEX** **ATEX** **CCC** **Ex** **CE** **IP68** **RoHS** **REACH**

材料: 黄铜镀镍
 防水圈: 倍仕得隔爆专用弹性体
 垫片: 高稳定性尼龙材料
 工作温度: -60~130°C
 认证测试温度: -65~150°C
 设计规范: IEC62444, EN62444
 IECEx证书: IECEx TUR 20.0080X
 ATEX证书: TÜV 20 ATEX 8610X
 防护类别代码: IM2 Ex db I Mb/Ex eb I Mb
 II 2 G Ex db IIC Gb/Ex eb IIC Gb/Ex nR IIC Gc
 II 1 D Ex ta IIC Da IP66/68 (10m 8h)
 符合标准: IEC60079-0, 1, 7, 15, 31
 CCC证书: 2021122313114718
 防爆合格证: CJEx21.1190U
 防护类别代码: Ex d II C Gb/Ex tD A21 IP66/68 (10m 8h)
 符合标准: GB3636.0, GB3836.1, GB3836.2, GB12476.1, GB12476.5
 适用电缆类型: 单线钢丝铠装、铝线铠装、钢带铠装、编织铠装、铝带铠装、柔性线铠装、软屏蔽、线编织等铠装电缆
 材料种类: HPb59-1、H62、304、316、316L可选

Material: Nickel-plated Brass
 Seal: Beisit solo elastomer for Exd cable glands
 Gasket: High Stable PA Material
 Working Temperature: -60~130 C
 Certificate Testing Temperature: -65~150 C
 Design Specification: IEC62444, EN62444
 IECEx Certificate: IECEx TUR 20.0080X
 ATEX Certificate: TÜV 20 ATEX 8610X
 Code of Protection: IM2 Ex db I Mb/Ex eb I Mb
 II 2 G Ex db IIC Gb/Ex eb IIC Gb/Ex nR IIC Gc
 II 1 D Ex ta IIC Da IP66/68 (10m 8h)
 Standards: IEC60079-0, 1, 7, 15, 31
 CCC Certificate: 2021122313114718
 Conformity Certificate of Ex-proof: CJEx21.1190U
 Code of Protection: Ex d II C Gb/Ex tD A21 IP66/68 (10m 8h)
 Standards: GB3636.0, GB3836.1, GB3836.2, GB12476.1, GB12476.5
 Cable Type: Single Wire Armoured Cable, Aluminum Wire Armoured Cable, Steel-tape Armoured Cable, Braided Armoured Cable, Aluminum-tape Armoured Cable, Flexible Wire Armoured Cable, Soft-Shielding Armoured Cable, Braided Armoured Cable and etc.
 Material options: HPb59-1、H62、304、316、316L can be offered



Thread ØD1	Dia. Of Outer Sheath	Dia. Of Inner Sheath	Armoured Range Min.	Armoured Range Max.	H mm	GL mm	mm	Beisit No.
M16 x 1.5	6.0-13.0	3.0-8.0	0.0-0.7	0.9-1.25	65	15	27	BST-Exd-DSA-M1613BR
M20 x 1.5	6.0-13.0	3.0-8.0	0.0-0.7	0.9-1.25	65	15	27	BST-Exd-DSA-M2013BR
M20 x 1.5	9.5-16.0	7.5-12.0	0.0-0.7	0.9-1.25	65	15	27	BST-Exd-DSA-M2016BR
M20 x 1.5	12.5-21.0	8.7-14.0	0.0-0.7	0.9-1.25	68	15	30	BST-Exd-DSA-M2021BR
M25 x 1.5	18.0-26.0	13.0-20.0	0.0-0.7	1.25-1.6	84	15	38	BST-Exd-DSA-M2526BR
M32 x 1.5	23.0-34.0	19.0-26.5	0.0-0.7	1.6-2.0	87	15	46	BST-Exd-DSA-M3234BR
M40 x 1.5	28.0-41.0	25.0-32.5	0.0-0.7	1.8-2.5	90	15	55	BST-Exd-DSA-M4041BR
M50 x 1.5	35.2-47.0	31.0-38.0	0.0-1.0	1.8-2.5	100	15	65	BST-Exd-DSA-M5047BR
M50 x 1.5	43.0-53.0	36.0-44.0	0.0-1.0	1.8-2.5	100	15	65	BST-Exd-DSA-M5053BR
M63 x 1.5	45.6-59.4	41.5-50.0	0.0-1.0	1.8-2.5	103	15	80	BST-Exd-DSA-M6359BR
M63 x 1.5	54.6-66.0	48.0-55.0	0.0-1.0	1.8-2.5	103	15	80	BST-Exd-DSA-M6366BR
M75 x 1.5	59.0-72.0	54.0-62.0	0.0-1.0	1.8-2.5	105	15	95	BST-Exd-DSA-M7572BR
M75 x 1.5	66.7-79.0	61.0-68.0	0.0-1.0	1.8-2.5	105	15	95	BST-Exd-DSA-M7579BR
M80 x 2.0	65.0-80.0	67.0-73.0	0.0-1.0	1.8-2.5	123	24	102	BST-Exd-DSA-M8080BR
M90 x 2.0	75.0-91.0	66.6-80.0	0.0-1.0	1.8-2.5	124	24	114	BST-Exd-DSA-M9091BR
M100 x 2.0	88.0-105.0	76.0-89.0	0.0-1.0	1.8-2.5	140	24	127	BST-Exd-DSA-M100105BR



专利产品 Patented product.

NPT型隔爆铠装双密封电缆固定头


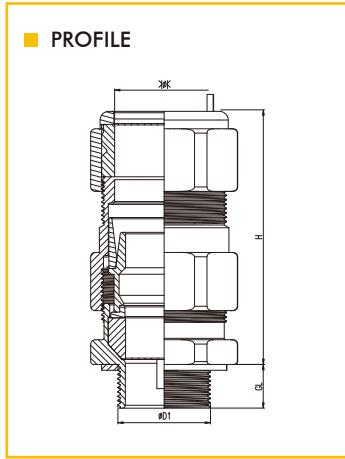
NPT Type Double Sealing Armoured Exd Cable Gland



→ DSA **CJEx** **IECEX** **ATEX** **CCC** **Ex** **CE** **IP68** **RoHS** **REACH**

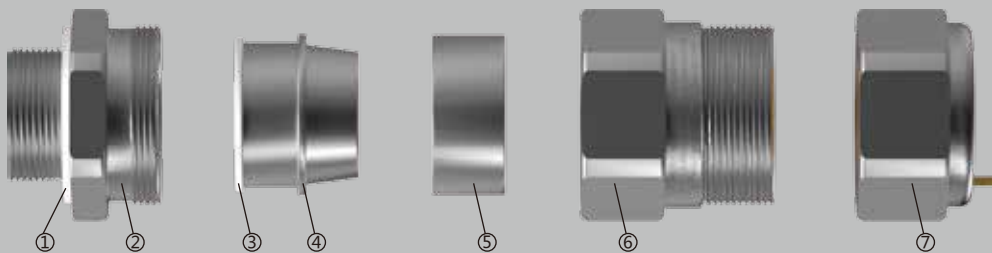
材料: 黄铜镀镍
 防水圈: 倍仕得隔爆专用弹性体
 垫片: 高稳定性尼龙材料
 工作温度: -60~130°C
 认证测试温度: -65~150°C
 设计规范: IEC62444, EN62444
 IECEx证书: IECEx TUR 20.0080X
 ATEX证书: TÜV 20 ATEX 8610X
 防护类别代码: IM2 Ex db I Mb/Ex eb I Mb
 II 2 G Ex db IIC Gb/Ex eb IIC Gb/Ex r IIC Gc
 II 1 D Ex td IIC Da IP66/68 (10m 8h)
 符合标准: IEC60079-0, 1, 7, 15, 31
 CCC证书: 2021122313114718
 防爆合格证: CJEx21.1190U
 防护类别代码: Ex d II C Gb/Ex d A21 IP66/68 (10m 8h)
 符合标准: GB3636.0, GB3836.1, GB3836.2,
 GB12476.1, GB12476.5
 适用电缆类型: 单线钢丝铠装、铝线铠装、
 钢带铠装、编织铠装、
 铝带铠装、柔性线铠装、
 软屏蔽、线编织等铠装电缆
 材料种类: HPb59-1、H62、304、316、
 316L可选

Material: Nickel-plated Brass
 Seal: Beisit solo elastomer for
 Exd cable glands
 Gasket: High Stable PA Material
 Working Temperature: -60~130 C
 Certificate Testing Temperature: -65~150 C
 Design Specification: IEC62444, EN62444
 IECEx Certificate: IECEx TUR 20.0080X
 ATEX Certificate: TÜV 20 ATEX 8610X
 Code of Protection: IM2 Ex db I Mb/Ex eb I Mb
 II 2 G Ex db IIC Gb/Ex eb IIC Gb/Ex r IIC Gc
 II 1 D Ex td IIC Da IP66/68 (10m 8h)
 Standards: IEC60079-0, 1, 7, 15, 31
 CCC Certificate: 2021122313114718
 Conformity Certificate of Ex-proof: CJEx21.1190U
 Code of Protection: Ex d II C Gb/Ex d A21 IP66/68 (10m 8h)
 Standards: GB3636.0, GB3836.1, GB3836.2, GB12476.1, GB12476.5
 Cable Type: Single Wire Armoured Cable,
 Aluminum Wire Armoured Cable,
 Steel-tape Armoured Cable, Braided Armoured Cable,
 Aluminum-tape Armoured Cable, Flexible Wire Armoured Cable,
 Soft-Shielding Armoured Cable, Braided Armoured Cable and etc.
 HPb59-1、H62、304、316、316L can be offered



Thread ØD1	Dia. Of Outer Sheath	Dia. Of Inner Sheath	Armoured Range Min.	Armoured Range Max.	H mm	GL mm	mm	Beisit No.
NPT1/2"	6.0-13.0	3.0-8.0	0.0-0.7	0.9-1.25	65	19.9	27	BST-Exd-DSA-N1213BR
NPT3/4"	6.0-13.0	3.0-8.0	0.0-0.7	0.9-1.25	65	19.9	27	BST-Exd-DSA-N3413BR
NPT1/2"	9.5-16.0	7.5-12.0	0.0-0.7	0.9-1.25	65	19.9	27	BST-Exd-DSA-N1216BR
NPT3/4"	9.5-16.0	7.5-12.0	0.0-0.7	0.9-1.25	65	19.9	27	BST-Exd-DSA-N3416BR
NPT1/2"	12.5-21.0	8.7-14.0	0.0-0.7	0.9-1.25	68	19.9	30	BST-Exd-DSA-N1221BR
NPT3/4"	12.5-21.0	8.7-14.0	0.0-0.7	0.9-1.25	68	19.9	30	BST-Exd-DSA-N3421BR
NPT3/4"	18.0-26.0	13.0-20.0	0.0-0.7	1.25-1.6	82	20.2	38	BST-Exd-DSA-N3426BR
NPT1"	18.0-26.0	13.0-20.0	0.0-0.7	1.25-1.6	82	20.2	38	BST-Exd-DSA-N10026BR
NPT1"	23.0-34.0	19.0-26.5	0.0-0.7	1.6-2.0	84	25.0	46	BST-Exd-DSA-N10034BR
NPT1 1/4"	23.0-34.0	19.0-26.5	0.0-0.7	1.6-2.0	84	25.0	46	BST-Exd-DSA-N11434BR
NPT1 1/4"	28.0-41.0	25.0-32.5	0.0-0.7	1.6-2.0	88	25.6	55	BST-Exd-DSA-N11441BR
NPT1 1/2"	28.0-41.0	25.0-32.5	0.0-0.7	1.6-2.0	88	25.6	55	BST-Exd-DSA-N11241BR
NPT2"	35.2-47.0	31.0-38.0	0.0-1.0	1.8-2.5	95	26.1	70	BST-Exd-DSA-N20047BR
NPT2"	43.0-53.0	35.6-44.0	0.0-1.0	1.8-2.5	95	26.9	70	BST-Exd-DSA-N20053BR
NPT2 1/2"	43.0-53.0	35.6-44.0	0.0-1.0	1.8-2.5	95	26.9	80	BST-Exd-DSA-N21253BR
NPT2 1/2"	45.6-59.4	41.5-50.0	0.0-1.0	1.8-2.5	101	26.9	80	BST-Exd-DSA-N21259BR
NPT2 1/2"	54.6-66.0	48.0-55.0	0.0-1.0	1.8-2.5	101	39.9	80	BST-Exd-DSA-N21266BR
NPT3"	54.6-66.0	48.0-55.0	0.0-1.0	1.8-2.5	101	39.9	96	BST-Exd-DSA-N30066BR
NPT3"	59.0-72.0	54.0-67.0	0.0-1.0	1.8-2.5	105	39.9	96	BST-Exd-DSA-N30072BR
NPT3"	66.7-79.0	61.0-68.0	0.0-1.0	1.8-2.5	105	41.5	96	BST-Exd-DSA-N30079BR
NPT3 1/2"	66.7-79.0	61.0-68.0	0.0-1.0	1.8-2.5	105	41.5	108	BST-Exd-DSA-N31279BR
NPT3"	65.0-80.0	67.0-73.0	0.0-1.0	1.8-2.5	123	41.5	102	BST-Exd-DSA-N30080BR
NPT3 1/2"	65.0-80.0	67.0-73.0	0.0-1.0	1.8-2.5	123	41.5	108	BST-Exd-DSA-N31280BR
NPT3 1/2"	75.0-91.0	66.6-80.0	0.0-1.0	1.8-2.5	124	42.8	114	BST-Exd-DSA-N31291BR
NPT4"	75.0-91.0	66.6-80.0	0.0-1.0	1.8-2.5	124	42.8	123	BST-Exd-DSA-N40091BR
NPT3 1/2"	88.0-105.0	76.0-89.0	0.0-1.0	1.8-2.5	140	42.8	127	BST-Exd-DSA-N312105BR
NPT4"	88.0-105.0	76.0-89.0	0.0-1.0	1.8-2.5	140	42.8	127	BST-Exd-DSA-N400105BR

在开始安装前，请仔细阅读所有说明。
Please read all instructions carefully before installation.



1


Model	Length of Armored Layer	Model	Length of Armored Layer	Model	Length of Armored Layer	Model	Length of Armored Layer
M1608	14mm	M2520	14mm	M5044	24mm	M7568	26mm
M2008	14mm	M3227	17mm	M6350	26mm	M8073	26mm
M2012	14mm	M4033	17mm	M6355	26mm	M9080	26mm
M2014	14mm	M5038	24mm	M7562	26mm	M10089	28mm



如有需要，在电缆外护层上安装护套；根据箱体大小，剥掉电缆外护层和铠装层；参考上表再剥掉部分外护层，使露出的钢丝长度“L”与上表一致。如果电缆芯上有耐油绵纸，也应该被拆除，使用绝缘胶带将芯线末端捆扎在一起。


Install sheath again on the outer sheath of cable if necessary. Strip off outer sheath of cable and armored layer according to enclosure box size. Strip off outer sheath again according to the parameters in the table above, make the exposed length "L" of steel wire consistent with parameters in table. If there's oil resistant cotton paper wrapped around cable cores, it should be removed, bundle cable cores bottom with insulated tapes finally.

2




确保垫片①安装到位，将主体②拧入螺纹孔(如果箱体未加工螺纹请使用六角螺母固定)，使用扭力扳手⑧将主体②拧紧至标准安装扭力。
Guarantee that the gasket① is installed in place. Screw the body② into the thread hole. (If there is no thread in the holes, please use lock nuts to fix cable glands.) Tighten the body② by the torque spanner⑧ to the standard installation torque.

3




确保迫帽⑦是松开的，将电缆穿过组件“A”和上铠装环⑤。
注意：电缆为最大线径时，上铠装环⑤只能通过铠装层。
Guarantee that the sealing nut⑦ is loose, pass the cable through assembly "A" and top armored ring ⑤.
Note: When the cable reach maximum diameter, the top armored ring ⑤ can only pass through the armored layer.

4



将下铠装环④装至到主体②上，将电缆内护层穿过主体直到铠装层与下铠装环④锥体贴合，在圆锥面周围均匀的铺上钢丝。
Install bottom armored ring④ into body②, pass cable cores through body until the armored layer connect conical surface of bottom armored ring④ completely, press the steel wire evenly around the conical surface.

5




保持铠装层与锥面之间的接触，同时用手拧紧主体⑥直到感觉到强烈的阻力，用扭力扳手⑧进一步拧紧主体⑥使上下铠装环压紧钢丝。
Keep connecting between armored layer and conical surface, at the same time, tighten body⑥ until strong resistance is felt, tighten further body⑥ by torque spanner⑧ to make the bottom and top armored rings press steel wires tightly.




在开始安装前，请仔细阅读所有说明。
Please read all instructions carefully before installation.

6




拧开主体⑥检查上下铠装环之间的铠装钢丝是否压紧。
Unscrew body⑥, check whether armored steel wires between bottom and top armored rings has pressed tightly already or not.

7



用扭力扳手⑧将主体⑥重新拧紧至标准安装扭力，达到密封和紧固的效果。
Screw body⑥ by the spanner⑧ in terms of the standard installation torque to achieve good sealing and fastening effects.

8



拧紧迫紧螺母⑦使密封件与电缆外护层接触，达到额外的密封和紧固效果。
Tighten sealing nut⑦ to make connection between seal and outer sheath of cable, to achieve good additional sealing and fastening effects.

Exd-DSAC

隔爆铠装双密封双锁紧电缆固定头

Armoured Double Seal Centric Strain Relief Exd Cable Gland

CJEx

IECEX

ATEX



CE

IP68

RoHS

REACH

应用领域 Application

- 符合最新版IECEX和ATEX标准 Comply with the latest version of IECEX and ATEX standards
- 适用于气体1、2区及粉尘20、21、22区 Suitable for gas 1, 2 zone and dust 20, 21, 22 zone
- 户内/户外单线钢丝铠装、铝线铠装、钢带铠装、编织铠装、铝带铠装、柔性线铠装、软屏蔽、线编织等铠装电缆


Indoor/outdoor SWA,AWA,STA,SWB,ASA, PWA,EMC,CY/SY, and other armoured cable

特性 Features

- 双锁紧结构设计 Double lock structure design
- 铠装范围0-2.5mm Armoured range 0-2.5mm
- 通过EMC测试 EMC tested
- 防呆结构设计 Anti-slip design
- 同一种规格型号，统一的扳手位尺寸 The same specification, the same wrench size
- 规格型号齐全 Complete specifications and models
- 适用于冷流型电缆 Suitable for coldflow armoured cable

技术参数 Technical parameters

- 测试温度：-65~150℃，使用温度：-60~130℃
Test temperature : -65~150 C , Working temperature : -60~130 C
- IP68 10米水深8h IP68 10m/8h
- 承重测试直径20倍（100%拉力） Loading test diameter 20 times (100% pull)
- 静压测试30bar Hydrostatic test 30bar



M型隔爆铠装双密封双锁紧电缆固定头


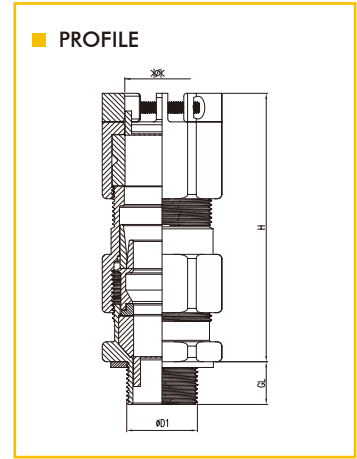
Metric Type Armoured Double Seal Centric Strain Relief Exd Cable Gland



→ DSAC CJEx IECEx ATEX CCC Ex CE IP68 RoHS REACH

材料: 黄铜镀镍
 防水圈: 倍仕得隔爆专用弹性体
 垫片: 高稳定性尼龙材料
 工作温度: -60~130°C
 认证测试温度: -65~150°C
 设计规范: IEC62444, EN62444
 IECEx证书: IECEx TUR 20.0080X
 ATEX证书: TÜV 20 ATEX 8610X
 防护类别代码: IM2 Ex db I Mb/Ex eb I Mb
 II 2 G Ex db IIC Gb/Ex eb IIC Gb/Ex nR IIC Gc
 II 1 D Ex ta IIC Da IP66/68 (10m 8h)
 符合标准: IEC60079-0, 1, 7, 15, 31
 CCC证书: 2021122313114718
 防爆合格证: CJEx21.1190U
 防护类别代码: Ex d II C Gb/Ex tD A21 IP66/68 (10m 8h)
 符合标准: GB3636.0, GB3836.1, GB3836.2, GB12476.1, GB12476.5
 适用电缆类型: 单线钢丝铠装、铝线铠装、钢带铠装、编织铠装、铝带铠装、柔性线铠装、软屏蔽、线编织等铠装电缆
 材料种类: HPb59-1、H62、304、316、316L可选

Material: Nickel-plated Brass
 Seal: Beisit solo elastomer for Exd cable glands
 Gasket: High Stable PA Material
 Working Temperature: -60~130 C
 Certificate Testing Temperature: -65~150 C
 Design Specification: IEC62444, EN62444
 IECEx Certificate: IECEx TUR 20.0080X
 ATEX Certificate: TÜV 20 ATEX 8610X
 Code of Protection: IM2 Ex db I Mb/Ex eb I Mb II 2 G Ex db IIC Gb/Ex eb IIC Gb/Ex nR IIC Gc II 1 D Ex ta IIC Da IP66/68 (10m 8h)
 Standards: IEC60079-0, 1, 7, 15, 31
 CCC Certificate: 2021122313114718
 Conformity Certificate of Ex-proof: CJEx21.1190U
 Code of Protection: Ex d II C Gb/Ex tD A21 IP66/68 (10m 8h)
 Standards: GB3636.0, GB3836.1, GB3836.2, GB12476.1, GB12476.5
 Cable Type: Single Wire Armoured Cable, Aluminum Wire Armoured Cable, Steel-tape Armoured Cable, Braided Armoured Cable, Aluminum-tape Armoured Cable, Flexible Wire Armoured Cable, Soft-Shielding Armoured Cable, Braided Armoured Cable and etc.
 Material options: 316L can be offered



Thread ØD1	Dia. Of Outer Sheath	Dia. Of Inner Sheath	Armoured Range Min.	Armoured Range Max.	H mm	GL mm	mm	Beisit No.
M16 x 1.5	6.0-13.0	3.0-8.0	0.0-0.7	0.9-1.25	73	15	27	BST-Exd-DSAC-M1613BR
M20 x 1.5	6.0-13.0	3.0-8.0	0.0-0.7	0.9-1.25	73	15	27	BST-Exd-DSAC-M2013BR
M20 x 1.5	9.5-16.0	7.5-12.0	0.0-0.7	0.9-1.25	73	15	27	BST-Exd-DSAC-M2016BR
M20 x 1.5	12.5-21.0	8.7-14.0	0.0-0.7	0.9-1.25	76	15	30	BST-Exd-DSAC-M2021BR
M25 x 1.5	18.0-26.0	13.0-20.0	0.0-0.7	1.25-1.6	94	15	38	BST-Exd-DSAC-M2526BR
M32 x 1.5	23.0-34.0	19.0-26.5	0.0-0.7	1.6-2.0	97	15	46	BST-Exd-DSAC-M3234BR
M40 x 1.5	28.0-41.0	25.0-32.5	0.0-0.7	1.8-2.5	100	15	55	BST-Exd-DSAC-M4041BR
M50 x 1.5	35.2-47.0	31.0-38.0	0.0-1.0	1.8-2.5	110	15	65	BST-Exd-DSAC-M5047BR
M50 x 1.5	43.0-53.0	36.0-44.0	0.0-1.0	1.8-2.5	110	15	65	BST-Exd-DSAC-M5053BR
M63 x 1.5	45.6-59.4	41.5-50.0	0.0-1.0	1.8-2.5	113	15	80	BST-Exd-DSAC-M6359BR
M63 x 1.5	54.6-66.0	48.0-55.0	0.0-1.0	1.8-2.5	113	15	80	BST-Exd-DSAC-M6366BR
M75 x 1.5	59.0-72.0	54.0-62.0	0.0-1.0	1.8-2.5	117	15	95	BST-Exd-DSAC-M7572BR
M75 x 1.5	66.7-79.0	61.0-68.0	0.0-1.0	1.8-2.5	117	15	95	BST-Exd-DSAC-M7579BR
M80 x 2.0	65.0-80.0	67.0-73.0	0.0-1.0	1.8-2.5	135	24	102	BST-Exd-DSAC-M8080BR
M90 x 2.0	75.0-91.0	66.6-80.0	0.0-1.0	1.8-2.5	136	24	114	BST-Exd-DSAC-M9091BR
M100 x 2.0	88.0-105.0	76.0-89.0	0.0-1.0	1.8-2.5	152	24	127	BST-Exd-DSAC-M100105BR

专利产品 Patented product.



NPT型隔爆铠装双密封双锁紧电缆固定头

NPT Type Armoured Double Seal Centric Strain Relief Exd Cable Gland


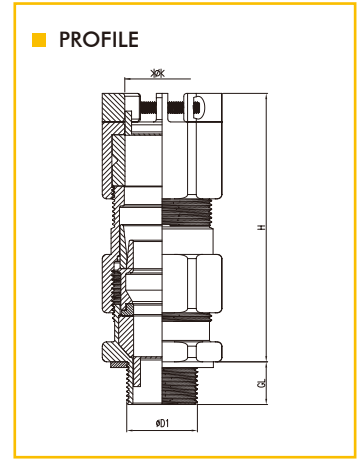


→ DSAC

CJEx IECEx ATEX CCC Ex CE IP68 RoHS REACH

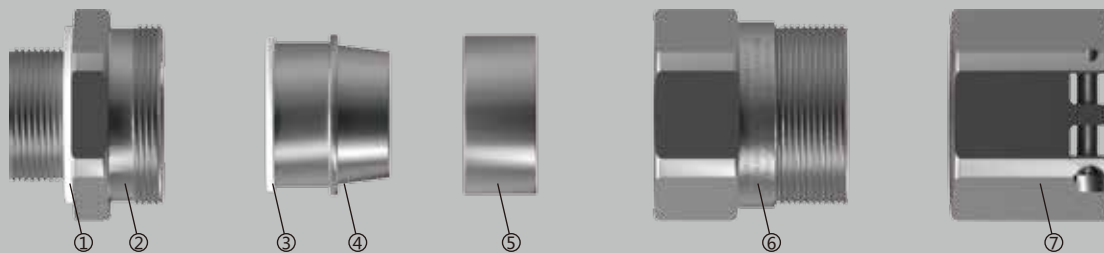
材料: 黄铜镀镍
 防水圈: 倍仕得隔爆专用弹性体
 垫片: 高稳定性尼龙材料
 工作温度: -60~130°C
 认证测试温度: -65~150°C
 设计规范: IEC62444, EN62444
 IECEx证书: IECEx TUR 20.0080X
 ATEX证书: TÜV 20 ATEX 8610X
 防护类别代码: IM2 Ex db I Mb/Ex eb I Mb
 II 2 G Ex db IIC Gb/Ex eb IIC Gb/Ex nR IIC Gc
 II 1 D Ex ta IIC Da IP66/68 (10m 8h)
 符合标准: IEC60079-0, 1, 7, 15, 31
 CCC证书: 2021122313114718
 防爆合格证: CJEx21.1190U
 防护类别代码: Ex d II C Gb/Ex tD A21 IP66/68 (10m 8h)
 符合标准: GB3636.0, GB3836.1, GB3836.2,
 GB12476.1, GB12476.5
 适用电缆类型: 单线钢丝铠装、铝线铠装、
 钢带铠装、编织铠装、
 铝带铠装、柔性线铠装、
 软屏蔽、线编织等铠装电缆
 材料种类: HPb59-1、H62、304、316、
 316L可选

Material: Nickel-plated Brass
 Seal: Beisit solo elastomer for
 Exd cable glands
 Gasket: High Stable PA Material
 Working Temperature: -60~130 C
 Certificate Testing Temperature: -65~150 C
 Design Specification: IEC62444, EN62444
 IECEx Certificate: IECEx TUR 20.0080X
 ATEX Certificate: TÜV 20 ATEX 8610X
 Code of Protection: IM2 Ex db I Mb/Ex eb I Mb
 II 2 G Ex db IIC Gb/Ex eb IIC Gb/Ex nR IIC Gc
 II 1 D Ex ta IIC Da IP66/68 (10m 8h)
 Standards: IEC60079-0, 1, 7, 15, 31
 CCC Certificate: 2021122313114718
 Conformity Certificate of Ex-proof: CJEx21.1190U
 Code of Protection: Ex d II C Gb/Ex tD A21 IP66/68 (10m 8h)
 Standards: GB3636.0, GB3836.1, GB3836.2, GB12476.1, GB12476.5
 Cable Type: Single Wire Armoured Cable,
 Aluminum Wire Armoured Cable,
 Steel-tape Armoured Cable, Braided Armoured Cable,
 Aluminum-tape Armoured Cable, Flexible Wire Armoured Cable,
 Soft-Shielding Armoured Cable, Braided Armoured Cable and etc.
 HPb59-1、H62、304、316、316L can be offered



Thread ØD1	Dia. Of Outer Sheath	Dia. Of Inner Sheath	Armoured Range Min.	Armoured Range Max.	H mm	GL mm	mm	Beisit No.
NPT1/2"	6.0-13.0	3.0-8.0	0.0-0.7	0.9-1.25	73	19.9	27	BST-Exd-DSAC-N1213BR
NPT3/4"	6.0-13.0	3.0-8.0	0.0-0.7	0.9-1.25	73	19.9	27	BST-Exd-DSAC-N3413BR
NPT1/2"	9.5-16.0	7.5-12.0	0.0-0.7	0.9-1.25	73	19.9	27	BST-Exd-DSAC-N1216BR
NPT3/4"	9.5-16.0	7.5-12.0	0.0-0.7	0.9-1.25	73	19.9	27	BST-Exd-DSAC-N3416BR
NPT1/2"	12.5-21.0	8.7-14.0	0.0-0.7	0.9-1.25	76	19.9	30	BST-Exd-DSAC-N1221BR
NPT3/4"	12.5-21.0	8.7-14.0	0.0-0.7	0.9-1.25	76	19.9	30	BST-Exd-DSAC-N3421BR
NPT3/4"	18.0-26.0	13.0-20.0	0.0-0.7	1.25-1.6	94	20.2	38	BST-Exd-DSAC-N3426BR
NPT1"	18.0-26.0	13.0-20.0	0.0-0.7	1.25-1.6	94	20.2	38	BST-Exd-DSAC-N10026BR
NPT1"	23.0-34.0	19.0-26.5	0.0-0.7	1.6-2.0	97	25.0	46	BST-Exd-DSAC-N10034BR
NPT1 1/4"	23.0-34.0	19.0-26.5	0.0-0.7	1.6-2.0	97	25.0	46	BST-Exd-DSAC-N11434BR
NPT1 1/4"	28.0-41.0	25.0-32.5	0.0-0.7	1.6-2.0	100	25.6	55	BST-Exd-DSAC-N11441BR
NPT1 1/2"	28.0-41.0	25.0-32.5	0.0-0.7	1.6-2.0	100	25.6	55	BST-Exd-DSAC-N11241BR
NPT2"	35.2-47.0	31.0-38.0	0.0-1.0	1.8-2.5	110	26.1	70	BST-Exd-DSAC-N20047BR
NPT2"	43.0-53.0	35.6-44.0	0.0-1.0	1.8-2.5	110	26.9	70	BST-Exd-DSAC-N20053BR
NPT2 1/2"	43.0-53.0	35.6-44.0	0.0-1.0	1.8-2.5	110	26.9	80	BST-Exd-DSAC-N21253BR
NPT2 1/2"	45.6-59.4	41.5-50.0	0.0-1.0	1.8-2.5	113	26.9	80	BST-Exd-DSAC-N21259BR
NPT2 1/2"	54.6-66.0	48.0-55.0	0.0-1.0	1.8-2.5	113	39.9	80	BST-Exd-DSAC-N21266BR
NPT3"	54.6-66.0	48.0-55.0	0.0-1.0	1.8-2.5	113	39.9	96	BST-Exd-DSAC-N30066BR
NPT3"	59.0-72.0	54.0-67.0	0.0-1.0	1.8-2.5	117	39.9	96	BST-Exd-DSAC-N30072BR
NPT3"	66.7-79.0	61.0-68.0	0.0-1.0	1.8-2.5	117	41.5	96	BST-Exd-DSAC-N30079BR
NPT3 1/2"	66.7-79.0	61.0-68.0	0.0-1.0	1.8-2.5	117	41.5	108	BST-Exd-DSAC-N31279BR
NPT3"	65.0-80.0	67.0-73.0	0.0-1.0	1.8-2.5	135	41.5	102	BST-Exd-DSAC-N30080BR
NPT3 1/2"	65.0-80.0	67.0-73.0	0.0-1.0	1.8-2.5	135	41.5	108	BST-Exd-DSAC-N31280BR
NPT3 1/2"	75.0-91.0	66.6-80.0	0.0-1.0	1.8-2.5	136	42.8	114	BST-Exd-DSAC-N31291BR
NPT4"	75.0-91.0	66.6-80.0	0.0-1.0	1.8-2.5	136	42.8	123	BST-Exd-DSAC-N40091BR
NPT3 1/2"	88.0-105.0	76.0-89.0	0.0-1.0	1.8-2.5	152	42.8	127	BST-Exd-DSAC-N312105BR
NPT4"	88.0-105.0	76.0-89.0	0.0-1.0	1.8-2.5	152	42.8	127	BST-Exd-DSAC-N400105BR

在开始安装前，请仔细阅读所有说明。
Please read all instructions carefully before installation.



1

Model	Length of Armored Layer	Model	Length of Armored Layer	Model	Length of Armored Layer	Model	Length of Armored Layer
M1608	14mm	M2520	14mm	M5044	24mm	M7568	26mm
M2008	14mm	M3227	17mm	M6350	26mm	M8073	26mm
M2012	14mm	M4033	17mm	M6355	26mm	M9080	26mm
M2014	14mm	M5038	24mm	M7562	26mm	M10089	28mm



如有需要，在电缆外护层上安装护套；根据箱体的大小，剥掉电缆外护层和铠装层；参考上表再剥掉部分外护层，使露出的钢丝长度“L”与上表一致。如果电缆芯上有耐油绵纸，也应该被拆除，使用绝缘胶带将芯线末端捆扎在一起。

Install sheath again on the outer sheath of cable if necessary. Strip off outer sheath of cable and armored layer according to enclosure box size. Strip off outer sheath again according to the parameters in the table above, make the exposed length "L" of steel wire consistent with parameters in table. If there's oil resistant cotton paper wrapped around cable cores, it should be removed, bundle cable cores bottom with insulated tapes finally.


2



确保垫片①安装到位，将主体②拧入螺纹孔(如果箱体未加工螺纹请使用六角螺母固定)，使用扭力扳手⑧将主体②拧紧至标准安装扭力。

Guarantee that the gasket ① is installed in place. Screw the body ② into the thread hole. (If there is no thread in the holes, please use lock nuts to fix cable glands.) Tighten the body ② by the torque spanner ⑧ to the standard installation torque.


3



确保迫帽⑦是松开的，将电缆穿过组件“A”和上铠装环⑤。

注意：电缆为最大线径时，上铠装环⑤只能通过铠装层。
Note: When the cable reach maximum diameter, the top armored ring ⑤ can only pass through the armored layer.


4



将下铠装环④装至到主体②上，将电缆内护层穿过主体直到铠装层与下铠装环④锥体贴合，在圆锥面周围均匀的铺上钢丝。

Install bottom armored ring ④ into body ②, pass cable cores through body until the armored layer connect conical surface of bottom armored ring ④ completely, press the steel wire evenly around the conical surface.

5




保持铠装层与锥面之间的接触，同时用手拧紧主体⑥直到感觉到强烈的阻力，用扭力扳手⑧进一步拧紧主体⑥使上下铠装环压紧钢丝。

Keep connecting between armored layer and conical surface, at the same time, tighten body ⑥ until strong resistance is felt, tighten further body ⑥ by the torque spanner ⑧ to make the bottom and top armored rings press steel wires tightly.




在开始安装前，请仔细阅读所有说明。
Please read all instructions carefully before installation.

6




拧开主体⑥检查上下铠装环之间的铠装钢丝是否压紧。
Unscrew body⑥, check whether armored steel wires between bottom and top armored rings has pressed tightly already or not.

7




用扭力扳手⑧将主体⑥重新拧紧至标准安装扭力，达到密封和紧固的效果。
Screw body⑥ by the spanner⑧ to the standard installation torque to achieve good sealing and fastening effects.

8



拧紧迫紧螺母⑦使密封件与电缆外护层接触，达到额外的密封和紧固效果。
Tighten sealing nut⑦ to make connection between seal and outer sheath of cable, to achieve good additional sealing and fastening effects.

9



将螺栓旋紧,对电缆外护层达到更高级别的电缆锁紧力。
Tighten bolts to achieve higher-level locking effects of cable sheath.

Exd-SSFA

隔爆铠装单密封带填料电缆固定头 Single Sealing Filling Armoured Exd Cable Gland

CJEx

IECEX

ATEX



IP68

RoHS

REACH

应用领域 Application

- 符合最新版IECEX和ATEX标准 Comply with the latest version of IECEx and ATEX standards
- 适用于气体1、2区及粉尘20、21、22区 Suitable for gas 1, 2 zone and dust 20, 21, 22 zone
- 户内/户外单线钢丝铠装、铝线铠装、钢带铠装、编织铠装、铝带铠装、柔性线铠装、软屏蔽、线编织等铠装电缆


Indoor/outdoor SWA,AWA,STA,SWB,ASA, PWA,EMC,CY/SY, and other armoured cable

特性 Features

- 防洪涌设计 Deluge Proof design
- 铠装范围0-2.5mm Armoured range 0-2.5mm
- 通过EMC测试 EMC tested
- 两种填料方式 2 filling method for barrier
- 防呆结构设计 Anti-slip design
- 同一种规格型号，统一的扳手位尺寸 The same specification, the same wrench size
- 规格型号齐全 Complete specifications and models
- 适用于冷流型电缆 Suitable for coldflow armoured cable

技术参数 Technical parameters

- 测试温度：-65~150℃，使用温度：-60~130℃
Test temperature：-65~150℃，Working temperature：-60~130℃
- IP68 10米水深8h IP68 10m/8h
- 承重测试直径20倍（100%拉力） Loading test diameter 20 times (100% pull)
- 静压测试30bar Hydrostatic test 30bar



M型隔爆铠装单密封带填料电缆固定头


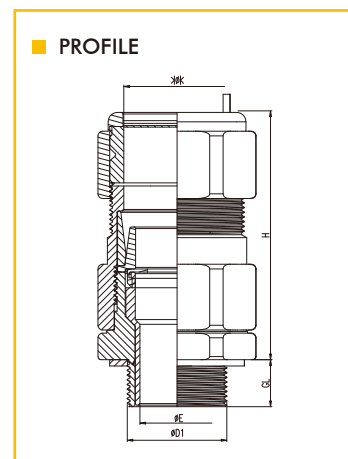
Metric Type Single Sealing Filling Armoured Exd Cable Gland



→ SSFA **CJEx** **IECEX** **ATEX** **CCC** **Ex** **CE** **IP68** **RoHS** **REACH**

材料: 黄铜镀镍
 防水圈: 倍仕得隔爆专用弹性体
 垫片: 高稳定性尼龙材料
 工作温度: -60~130°C
 认证测试温度: -65~150°C
 设计规范: IEC62444, EN62444
 IECEx证书: IECEx TUR 20.0080X
 ATEX证书: TÜV 20 ATEX 8610X
 防护类别代码: IM2 Ex db I Mb/Ex eb I Mb
 II 2 G Ex td IIC Gb/Ex eb IIC Gb/Ex nR IIC Gc
 II 1 D Ex td IIC Da IP66/68 (10m 8h)
 符合标准: IEC60079-0, 1, 7, 15, 31
 CCC证书: 2021122313114718
 防爆合格证: CJEx21.1325U
 防护类别代码: Ex d II C Gb/Ex tD A21 IP66/68 (10m 8h)
 符合标准: GB3636.0, GB3836.1, GB3836.2, GB12476.1, GB12476.5
 适用电缆类型: 单线钢丝铠装、铝线铠装、钢带铠装、编织铠装、铝带铠装、柔性线铠装、软屏蔽、线编织等铠装电缆
 材料种类: HPb59-1、H62、304、316、316L可选

Material: Nickel-plated Brass
 Seal: Beisit solo elastomer for Exd cable glands
 Gasket: High Stable PA Material
 Working Temperature: -60~130 C
 Certificate Testing Temperature: -65~150 C
 Design Specification: IEC62444, EN62444
 IECEx Certificate: IECEx TUR 20.0080X
 ATEX Certificate: TÜV 20 ATEX 8610X
 Code of Protection: IM2 Ex db I Mb/Ex eb I Mb
 II 2 G Ex td IIC Gb/Ex eb IIC Gb/Ex nR IIC Gc
 II 1 D Ex td IIC Da IP66/68 (10m 8h)
 Standards: IEC60079-0, 1, 7, 15, 31
 CCC Certificate: 2021122313114718
 Conformity Certificate of Ex-proof: CJEx21.1325U
 Code of Protection: Ex d II C Gb/Ex tD A21 IP66/68 (10m 8h)
 Standards: GB3636.0, GB3836.1, GB3836.2, GB12476.1, GB12476.5
 Cable Type: Single Wire Armoured Cable, Aluminum Wire Armoured Cable, Steel-tape Armoured Cable, Braided Armoured Cable, Aluminum-tape Armoured Cable, Flexible Wire Armoured Cable, Soft-Shielding Armoured Cable, Braided Armoured Cable and etc.
 Material options: HPb59-1、H62、304、316、316L can be offered



Thread ØD1	O.D.of Cable	Cable Core Qty	Max.Dia.of Over Cores	Armoured Range Min.	Armoured Range Max.	E mm	H mm	GL mm	mm	Beisit No.
M16 x 1.5	6.0-13.0	6	6.8	0.0-0.7	0.9-1.25	8.5	69	15	27	BST-Exd-SSFA-M1613BR
M20 x 1.5	6.0-13.0	6	10	0.0-0.7	0.9-1.25	12.5	66	15	27	BST-Exd-SSFA-M2013BR
M20 x 1.5	9.5-16.0	6	10	0.0-0.7	0.9-1.25	12.5	66	15	27	BST-Exd-SSFA-M2016BR
M20 x 1.5	12.5-21.0	10	9.8	0.0-0.7	0.9-1.25	12.3	65	15	30	BST-Exd-SSFA-M2021BR
M25 x 1.5	18.0-26.0	21	13.4	0.0-0.7	1.25-1.6	16.8	82	15	38	BST-Exd-SSFA-M2526BR
M32 x 1.5	23.0-34.0	42	18.9	0.0-0.7	1.6-2.0	23.7	84	15	46	BST-Exd-SSFA-M3234BR
M40 x 1.5	28.0-41.0	60	24.8	0.0-0.7	1.8-2.5	31.0	88	15	55	BST-Exd-SSFA-M4041BR
M50 x 1.5	35.2-47.0	80	30.8	0.0-1.0	1.8-2.5	38.5	95	15	65	BST-Exd-SSFA-M5047BR
M50 x 1.5	43.0-53.0	80	32.8	0.0-1.0	1.8-2.5	41.1	95	15	65	BST-Exd-SSFA-M5053BR
M63 x 1.5	45.6-59.4	100	41.6	0.0-1.0	1.8-2.5	52.0	101	15	80	BST-Exd-SSFA-M6359BR
M63 x 1.5	54.6-66.0	100	41.6	0.0-1.0	1.8-2.5	52.0	101	15	80	BST-Exd-SSFA-M6366BR
M75 x 1.5	59.0-72.0	120	52.3	0.0-1.0	1.8-2.5	65.4	103	15	95	BST-Exd-SSFA-M7572BR
M75 x 1.5	66.7-79.0	120	52.3	0.0-1.0	1.8-2.5	65.4	103	15	95	BST-Exd-SSFA-M7579BR
M80 x 2.0	65.0-80.0	140	56.4	0.0-1.0	1.8-2.5	70.5	118	24	102	BST-Exd-SSFA-M8080BR
M90 x 2.0	75.0-91.0	140	62.9	0.0-1.0	1.8-2.5	78.7	116	24	114	BST-Exd-SSFA-M9091BR
M100 x 2.0	88.0-105.0	200	70.9	0.0-1.0	1.8-2.5	88.7	130	24	127	BST-Exd-SSFA-M100105BR

专利产品 Patented product.



NPT型隔爆铠装单密封带填料电缆固定头


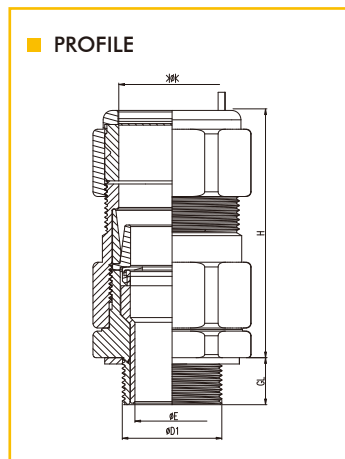
NPT Type Armoured Single Sealing Filling Exd Cable Gland



→ SSFA **CJEx** **IECEX** **ATEX** **CCC** **Ex** **CE** **IP68** **RoHS** **REACH**


材料: 黄铜镀镍
 防水圈: 倍仕得隔爆专用弹性体
 垫片: 高稳定性尼龙材料
 工作温度: -60~130°C
 认证测试温度: -65~150°C
 设计规范: IEC62444, EN62444
 IECEx证书: IECEx TUR 20.0080X
 ATEX证书: TÜV 20 ATEX 8610X
 防护类别代码: IM2 Ex db I Mb/Ex eb I Mb
 II 2 G Ex db IIC Gb/Ex eb IIC Gb/Ex nR IIC Gc
 II 1 D Ex ta IIC Da IP66/68 (10m 8h)
 符合标准: IEC60079-0, 1, 7, 15, 31
 CCC证书: 2021122313114718
 防爆合格证: CJEx21.1325U
 防护类别代码: Ex d II C Gb/Ex tD A21 IP66/68 (10m 8h)
 符合标准: GB3636.0, GB3836.1, GB3836.2, GB12476.1, GB12476.5
 适用电缆类型: 单线钢丝铠装、铝线铠装、钢带铠装、编织铠装、铝带铠装、柔性线铠装、软屏蔽、线编织等铠装电缆
 材料种类: HPb59-1、H62、304、316、316L可选

Material: Nickel-plated Brass
 Seal: Beisit solo elastomer for Exd cable glands
 Gasket: High Stable PA Material
 Working Temperature: -60~130 C
 Certificate Testing Temperature: -65~150 C
 Design Specification: IEC62444, EN62444
 IECEx Certificate: IECEx TUR 20.0080X
 ATEX Certificate: TÜV 20 ATEX 8610X
 Code of Protection: IM2 Ex db I Mb/Ex eb I Mb
 II 2 G Ex db IIC Gb/Ex eb IIC Gb/Ex nR IIC Gc
 II 1 D Ex ta IIC Da IP66/68 (10m 8h)
 Standards: IEC60079-0, 1, 7, 15, 31
 CCC Certificate: 2021122313114718
 Conformity Certificate of Ex-proof: CJEx21.1325U
 Code of Protection: Ex d II C Gb/Ex tD A21 IP66/68 (10m 8h)
 Standards: GB3636.0, GB3836.1, GB3836.2, GB12476.1, GB12476.5
 Cable Type: Single Wire Armoured Cable, Aluminum Wire Armoured Cable, Steel-tape Armoured Cable, Braided Armoured Cable, Aluminum-tape Armoured Cable, Flexible Wire Armoured Cable, Soft-Shielding Armoured Cable, Braided Armoured Cable and etc.
 Material options: HPb59-1、H62、304、316、316L can be offered



Thread ØD1	O.D. of Cable	Cable Core Qty	Max. Dia. of Over Cores	Armoured Range Min.	Armoured Range Max.	E mm	H mm	GL mm	mm	Beisit No.
NPT1/2"	6.0-13.0	6	10	0.0-0.7	0.9-1.25	12.5	66	19.9	27	BST-Exd-SSFA-N1213BR
NPT3/4"	6.0-13.0	6	10	0.0-0.7	0.9-1.25	12.5	66	19.9	27	BST-Exd-SSFA-N3413BR
NPT1/2"	9.5-16.0	6	10	0.0-0.7	0.9-1.25	12.5	66	19.9	27	BST-Exd-SSFA-N1216BR
NPT3/4"	9.5-16.0	6	10	0.0-0.7	0.9-1.25	12.5	66	19.9	7	BST-Exd-SSFA-N3416BR
NPT1/2"	12.5-21.0	10	9.8	0.0-0.7	0.9-1.25	12.3	65	19.9	30	BST-Exd-SSFA-N1221BR
NPT3/4"	12.5-21.0	10	9.8	0.0-0.7	0.9-1.25	12.3	65	19.9	30	BST-Exd-SSFA-N3421BR
NPT3/4"	18.0-26.0	21	13.4	0.0-0.7	1.25-1.6	16.8	82	20.2	38	BST-Exd-SSFA-N3426BR
NPT1"	18.0-26.0	21	13.4	0.0-0.7	1.25-1.6	16.8	82	20.2	38	BST-Exd-SSFA-N10026BR
NPT1"	23.0-34.0	42	19.0	0.0-0.7	1.6-2.0	23.7	84	25.0	46	BST-Exd-SSFA-N10034BR
NPT1 1/4"	23.0-34.0	42	19.0	0.0-0.7	1.6-2.0	23.7	84	25.0	46	BST-Exd-SSFA-N11434BR
NPT1 1/4"	28.0-41.0	60	24.8	0.0-0.7	1.6-2.0	31.0	88	25.6	55	BST-Exd-SSFA-N11441BR
NPT1 1/2"	28.0-41.0	60	24.8	0.0-0.7	1.6-2.0	31.0	88	25.6	55	BST-Exd-SSFA-N11241BR
NPT2"	35.2-47.0	80	30.8	0.0-1.0	1.8-2.5	38.5	95	26.1	70	BST-Exd-SSFA-N20047BR
NPT2"	43.0-53.0	80	32.9	0.0-1.0	1.8-2.5	41.1	95	26.9	70	BST-Exd-SSFA-N20053BR
NPT2 1/2"	43.0-53.0	80	32.9	0.0-1.0	1.8-2.5	41.1	95	26.9	80	BST-Exd-SSFA-N21253BR
NPT2 1/2"	45.6-59.4	100	41.6	0.0-1.0	1.8-2.5	52	101	26.9	80	BST-Exd-SSFA-N21259BR
NPT2 1/2"	54.6-66.0	100	41.6	0.0-1.0	1.8-2.5	52	101	39.9	80	BST-Exd-SSFA-N21266BR
NPT3"	54.6-66.0	100	41.6	0.0-1.0	1.8-2.5	65.4	101	39.9	96	BST-Exd-SSFA-N30066BR
NPT3"	59.0-72.0	120	52.3	0.0-1.0	1.8-2.5	65.4	103	39.9	96	BST-Exd-SSFA-N30072BR
NPT3"	66.7-79.0	120	52.3	0.0-1.0	1.8-2.5	65.4	103	41.5	96	BST-Exd-SSFA-N30079BR
NPT3 1/2"	66.7-79.0	120	52.3	0.0-1.0	1.8-2.5	70.5	103	41.5	108	BST-Exd-SSFA-N31279BR
NPT3"	65.0-80.0	140	56.4	0.0-1.0	1.8-2.5	70.5	118	41.5	102	BST-Exd-SSFA-N30080BR
NPT3 1/2"	65.0-80.0	140	56.4	0.0-1.0	1.8-2.5	70.5	118	41.5	108	BST-Exd-SSFA-N31280BR
NPT3 1/2"	75.0-91.0	140	63.0	0.0-1.0	1.8-2.5	78.7	116	42.8	114	BST-Exd-SSFA-N31291BR
NPT4"	75.0-91.0	140	63.0	0.0-1.0	1.8-2.5	78.8	116	42.8	123	BST-Exd-SSFA-N40091BR
NPT3 1/2"	88.0-105.0	200	71.0	0.0-1.0	1.8-2.5	88.7	130	42.8	127	BST-Exd-SSFA-N312105BR
NPT4"	88.0-105.0	200	71.0	0.0-1.0	1.8-2.5	88.7	130	42.8	127	BST-Exd-SSFA-N400105BR

在开始安装前，请仔细阅读所有说明。
Please read all instructions carefully before installation.



1

Model	Length of Armored Layer	Model	Length of Armored Layer	Model	Length of Armored Layer	Model	Length of Armored Layer
M1608	14mm	M2520	14mm	M5044	24mm	M7568	26mm
M2008	14mm	M3227	17mm	M6350	26mm	M8073	26mm
M2012	14mm	M4033	17mm	M6355	26mm	M9080	26mm
M2014	14mm	M5038	24mm	M7562	26mm	M10089	28mm



如有需要，在电缆外护层上安装护套；根据箱体大小，剥掉电缆外护层和铠装层；参考上表再剥掉部分外护层，使露出的钢丝长度“L”与上表一致。如果电缆芯上有耐油绵纸，也应该被拆除，使用绝缘胶带将芯线末端捆扎在一起。

Install sheath again on the outer sheath of cable if necessary. Strip off outer sheath of cable and armored layer according to enclosure box size. Strip off outer sheath again according to the parameters in table above, make the exposed length "L" of steel wire consistent with the parameters in table. If there's oil resistant cotton paper wrapped around cable cores, it should be removed, bundle cable cores bottom with insulated tapes finally.


2



确保垫片①安装到位，将主体②拧入螺纹孔(如果箱体未加工螺纹请使用六角螺母固定)，使用扭力扳手⑧将主体②拧紧至标准安装扭力。

Guarantee that the gasket ① is installed in place. Screw the body ② into the thread hole. (If there is no thread in the holes, please use lock nuts to fix cable glands.) Tighten the body ② by the torque spanner ⑧ to the standard installation torque.


3



确保迫帽⑦是松开的，将电缆穿过组件“A”，上铠装环⑤。注意：电缆为最大线径时，上铠装环只能通过铠装层。

Guarantee that the sealing nut ⑦ is loose, pass the cable through assembly "A", top ⑤ and bottom armored rings ④. Note: When the cable reach maximum diameter, the top armored ring ⑤ can only pass through the armored layer.


4



将填料筒③安装至主体②上，将电缆内护层穿过填料筒③直到铠装层与下铠装环④锥面贴合，在圆锥面周围均匀的铺上钢丝。

Install filling cylinder ③ into the body ②, pass cable cores through filling cylinder ③ until the armored layer connect conical surface of bottom armored ring ④ completely, press the steel wire evenly around the conical surface.

5



保持铠装层与锥面之间的接触，同时用手拧紧主体⑥直到感觉到强烈的阻力，用扳手进一步拧紧主体⑥使上下铠装环压紧钢丝。

Keep connecting between armored layer and conical surface, at the same time, tighten body ⑥ until strong resistance is felt, tighten further body ⑥ by the torque spanner ⑧ to make the bottom and top armored rings press steel wires tightly.



在开始安装前，请仔细阅读所有说明。
Please read all instructions carefully before installation.

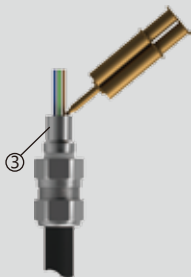
6



拧开主体⑥检查上下铠装环之间的铠装钢丝是否压紧。

Unscrew body⑥, check whether armored steel wires between bottom and top armored rings has pressed tightly already or not.

7




接上混合喷嘴（小型多芯电缆使用延长喷嘴），将树脂注入填料筒中③，确保树脂一直填满到填料筒的底部，擦去溢出的树脂，等待树脂从液体初步凝固。

0℃环境下需要30分钟 / 10℃环境下需要15分钟 / 20℃环境下需要7分钟 / 30℃环境下需要5分钟
如果混合管内有树脂余留，丢弃搅拌喷嘴，将混合管盖子重新盖上当下次使用。

Connect mixing nozzle (extension nozzle for small multi-core cable), Inject resin into the filling cylinder③, to ensure that the resin is fully filled into the bottom of the filling cylinder, wipe off the overflow resin, wait for the resin to solidify completely.

Wait 30 minutes at 0 C / Wait 15 minutes at 10 C / Wait 7 minutes at 20 C / Wait 5 minutes at 30 C
If there is resin left in mixing pipe, discard mixing nozzle and cover mixing pipe again for next use.


8



将填料筒③塞进主体②，旋紧主体⑥，再使用扭力扳手⑧将主体⑥拧紧至标准安装扭力，达到密封和紧固效果。

Insert the filling cylinder③ into the body②, tighten the body⑥ by torque spanner⑧ to standard installation torque again to achieve good sealing and fastening effects.

9



拧紧压紧螺帽⑦使密封件与电缆外护层接触，达到额外的密封和紧固效果。

Tighten sealing nut⑦ to make connection between seal and outer sheath of cable, to achieve good additional sealing and fastening effects.

Exd-SFAC

隔爆铠装单密封双锁紧带填料电缆固定头

Armoured Single Seal Centric Strain Relief With Padding Exd Cable Gland

CJEx

IECEX

ATEX



CE

IP68

RoHS

REACH

应用领域 Application

- 符合最新版IECEX和ATEX标准 Comply with the latest version of IECEX and ATEX standards
- 适用于气体1、2区及粉尘20、21、22区 Suitable for gas 1, 2 zone and dust 20, 21, 22 zone
- 户内/户外单线钢丝铠装、铝线铠装、钢带铠装、编织铠装、铝带铠装、柔性线铠装、软屏蔽、线编织等铠装电缆


Indoor/outdoor SWA,AWA,STA,SWB,ASA, PWA,EMC,CY/SY, and other armoured cable

特性 Features

- 双锁紧结构设计 Double lock structure design
- 防洪涌设计 Deluge Proof design
- 铠装范围0-2.5mm Armoured range 0-2.5mm
- 通过EMC测试 EMC tested
- 两种填料方式 2 filling method for barrier
- 防呆结构设计 Anti-slip design
- 同一种规格型号，统一的扳手位尺寸 The same specification, the same wrench size
- 规格型号齐全 Complete specifications and models
- 适用于冷流型电缆 Suitable for coldflow armoured cable

技术参数 Technical parameters

- 测试温度：-65~150℃，使用温度：-60~130℃
Test temperature : -65~150 C, Working temperature : -60~130 C
- IP68 10米水深8h IP68 10m/8h
- 承重测试直径20倍（100%拉力） Loading test diameter 20 times (100% pull)
- 静压测试30bar Hydrostatic test 30bar



M型隔爆铠装单密封双锁紧带填料电缆固定头

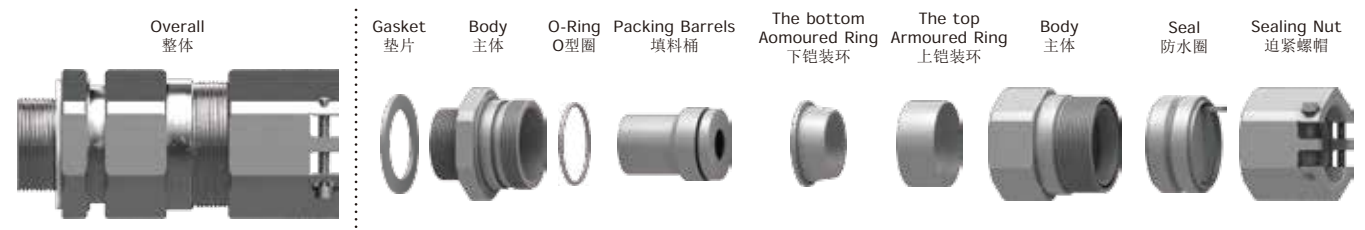
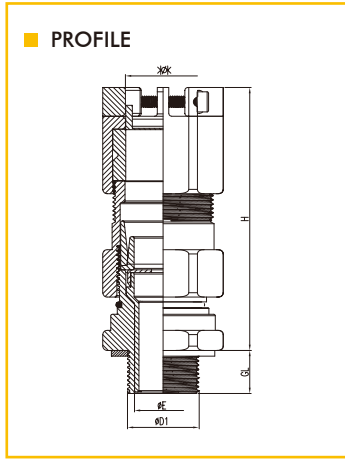
Metric Type Armoured Single Seal Centric Strain Relief With Padding Exd Cable Gland



→ SFAC **CJEx** **IECEX** **ATEX** **CCC** **Ex** **CE** **IP68** **RoHS** **REACH**

材料: 黄铜镀镍
 防水圈: 倍仕得隔爆专用弹性体
 垫片: 高稳定性尼龙材料
 工作温度: -60~130°C
 认证测试温度: -65~150°C
 设计规范: IEC62444, EN62444
 IECEx证书: IECEx TUR 20.0080X
 ATEX证书: TÜV 20 ATEX 8610X
 防护类别代码: IM2 Ex db I Mb/Ex eb I Mb
 II 2 G Ex db IIC Gb/Ex eb IIC Gb/Ex r IIC Gc
 II 1 D Ex ta IIC Da IP66/68 (10m 8h)
 符合标准: IEC60079-0, 1, 7, 15, 31
 CCC证书: 2021122313114718
 防爆合格证: CJEx21.1325U
 防护类别代码: Ex d II C Gb/Ex d A21 IP66/68 (10m 8h)
 符合标准: GB3636.0, GB3836.1, GB3836.2, GB12476.1, GB12476.5
 适用电缆类型: 单线钢丝铠装、铝线铠装、钢带铠装、编织铠装、铝带铠装、柔性线铠装、软屏蔽、线编织等铠装电缆
 材料种类: HPb59-1、H62、304、316、316L可选

Material: Nickel-plated Brass
 Seal: Beisit solo elastomer for Exd cable glands
 Gasket: High Stable PA Material
 Working Temperature: -60~130 C
 Certificate Testing Temperature: -65~150 C
 Design Specification: IEC62444, EN62444
 IECEx Certificate: IECEx TUR 20.0080X
 ATEX Certificate: TÜV 20 ATEX 8610X
 Code of Protection: IM2 Ex db I Mb/Ex eb I Mb
 II 2 G Ex db IIC Gb/Ex eb IIC Gb/Ex r IIC Gc
 II 1 D Ex ta IIC Da IP66/68 (10m 8h)
 Standards: IEC60079-0, 1, 7, 15, 31
 CCC Certificate: 2021122313114718
 Conformity Certificate of Ex-proof: CJEx21.1325U
 Code of Protection: Ex d II C Gb/Ex d A21 IP66/68 (10m 8h)
 Standards: GB3636.0, GB3836.1, GB3836.2, GB12476.1, GB12476.5
 Cable Type: Single Wire Armoured Cable, Aluminum Wire Armoured Cable, Steel-tape Armoured Cable, Braided Armoured Cable, Aluminum-tape Armoured Cable, Flexible Wire Armoured Cable, Soft-Shielding Armoured Cable, Braided Armoured Cable and etc.
 Material options: HPb59-1、H62、304、316、316L can be offered



Thread ØD1	O.D.of Cable	Cable Core Qty	Max.Dia.of Over Cores	Armoured Range Min.	Armoured Range Max.	E mm	H mm	GL mm	mm	Beisit No.
M16 x 1.5	6.0-13.0	6	6.8	0.0-0.7	0.9-1.25	8.5	77	15	27	BST-Exd-SFAC-M1613BR
M20 x 1.5	6.0-13.0	6	10	0.0-0.7	0.9-1.25	12.5	74	15	27	BST-Exd-SFAC-M2013BR
M20 x 1.5	9.5-16.0	6	10	0.0-0.7	0.9-1.25	12.5	74	15	27	BST-Exd-SFAC-M2016BR
M20 x 1.5	12.5-21.0	10	9.8	0.0-0.7	0.9-1.25	12.3	73	15	30	BST-Exd-SFAC-M2021BR
M25 x 1.5	18.0-26.0	21	13.4	0.0-0.7	1.25-1.6	16.8	92	15	38	BST-Exd-SFAC-M2526BR
M32 x 1.5	23.0-34.0	42	18.9	0.0-0.7	1.6-2.0	23.7	94	15	46	BST-Exd-SFAC-M3234BR
M40 x 1.5	28.0-41.0	60	24.8	0.0-0.7	1.8-2.5	31.0	98	15	55	BST-Exd-SFAC-M4041BR
M50 x 1.5	35.2-47.0	80	30.8	0.0-1.0	1.8-2.5	38.5	105	15	65	BST-Exd-SFAC-M5047BR
M50 x 1.5	43.0-53.0	80	32.8	0.0-1.0	1.8-2.5	41.1	105	15	65	BST-Exd-SFAC-M5053BR
M63 x 1.5	45.6-59.4	100	41.6	0.0-1.0	1.8-2.5	52.0	111	15	80	BST-Exd-SFAC-M6359BR
M63 x 1.5	54.6-66.0	100	41.6	0.0-1.0	1.8-2.5	52.0	111	15	80	BST-Exd-SFAC-M6366BR
M75 x 1.5	59.0-72.0	120	52.3	0.0-1.0	1.8-2.5	65.4	115	15	95	BST-Exd-SFAC-M7572BR
M75 x 1.5	66.7-79.0	120	52.3	0.0-1.0	1.8-2.5	65.4	115	15	95	BST-Exd-SFAC-M7579BR
M80 x 2.0	65.0-80.0	140	56.4	0.0-1.0	1.8-2.5	70.5	130	24	102	BST-Exd-SFAC-M8080BR
M90 x 2.0	75.0-91.0	140	62.9	0.0-1.0	1.8-2.5	78.7	128	24	114	BST-Exd-SFAC-M9091BR
M100 x 2.0	88.0-105.0	200	70.9	0.0-1.0	1.8-2.5	88.7	142	24	127	BST-Exd-SFAC-M100105BR



NPT型隔爆铠装单密封双锁紧带填料电缆固定头

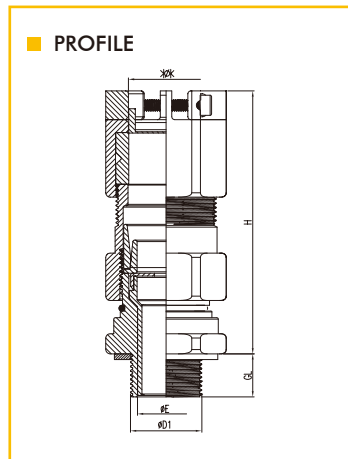
NPT Type Armoured Single Seal Centric Strain Relief With Padding Exd Cable Gland



→ SFAC CJEx IECEx ATEX CE IP68 RoHS REACH


材料: 黄铜镀镍
 防水圈: 倍仕得隔爆专用弹性体
 垫片: 高稳定性尼龙材料
 工作温度: -60~130°C
 认证测试温度: -65~150°C
 设计规范: IEC62444, EN62444
 IECEx证书: IECEx TUR 20.0080X
 ATEX证书: TÜV 20 ATEX 8610X
 防护类别代码: IM2 Ex db I Mb/Ex eb I Mb
 II 2 G Ex db IIC Gb/Ex eb IIC Gb/Ex nR IIC Gc
 II 1 D Ex ta IIC Da IP66/68 (10m 8h)
 符合标准: IEC60079-0, 1, 7, 15, 31
 CCC证书: 2021122313114718
 防爆合格证: CJEx21.1325U
 防护类别代码: Ex d II C Gb; Ex d A21 IP66/68 (10m 8h)
 符合标准: GB3636.0, GB3836.1, GB3836.2, GB12476.1, GB12476.5
 适用电缆类型: 单线钢丝铠装、铝线铠装、钢带铠装、编织铠装、铝带铠装、柔性线铠装、软屏蔽、线编织等铠装电缆
 材料种类: HPb59-1、H62、304、316、316L可选

Material: Nickel-plated Brass
 Seal: Beisit solo elastomer for Exd cable glands
 Gasket: High Stable PA Material
 Working Temperature: -60~130 C
 Certificate Testing Temperature: -65~150 C
 Design Specification: IEC62444, EN62444
 IECEx Certificate: IECEx TUR 20.0080X
 ATEX Certificate: TÜV 20 ATEX 8610X
 Code of Protection: IM2 Ex db I Mb/Ex eb I Mb
 II 2 G Ex db IIC Gb/Ex eb IIC Gb/Ex nR IIC Gc
 II 1 D Ex ta IIC Da IP66/68 (10m 8h)
 Standards: IEC60079-0, 1, 7, 15, 31
 CCC Certificate: 2021122313114718
 Conformity Certificate of Ex-proof: CJEx21.1325U
 Code of Protection: Ex d II C Gb; Ex d A21 IP66/68 (10m 8h)
 Standards: GB3636.0, GB3836.1, GB3836.2, GB12476.1, GB12476.5
 Cable Type: Single Wire Armoured Cable, Aluminum Wire Armoured Cable, Steel-tape Armoured Cable, Braided Armoured Cable, Aluminum-tape Armoured Cable, Flexible Wire Armoured Cable, Soft-Shielding Armoured Cable, Braided Armoured Cable and etc.
 Material options: HPb59-1、H62、304、316、316L can be offered



Thread ØD1	O.D.of Cable	Cable Core Qty	Max.Dia.of Over Cores	Armoured Range Min.	Armoured Range Max.	E mm	H mm	GL mm	 mm	Beisit No.
NPT1/2"	6.0-13.0	6	10	0.0-0.7	0.9-1.25	12.5	74	19.9	27	BST-Exd-SFAC-N1213BR
NPT3/4"	6.0-13.0	6	10	0.0-0.7	0.9-1.25	12.5	74	19.9	27	BST-Exd-SFAC-N3413BR
NPT1/2"	9.5-16.0	6	10	0.0-0.7	0.9-1.25	12.5	74	19.9	27	BST-Exd-SFAC-N1216BR
NPT3/4"	9.5-16.0	6	10	0.0-0.7	0.9-1.25	12.5	74	19.9	7	BST-Exd-SFAC-N3416BR
NPT1/2"	12.5-21.0	10	9.8	0.0-0.7	0.9-1.25	12.3	73	19.9	30	BST-Exd-SFAC-N1221BR
NPT3/4"	12.5-21.0	10	9.8	0.0-0.7	0.9-1.25	12.3	73	19.9	30	BST-Exd-SFAC-N3421BR
NPT3/4"	18.0-26.0	21	13.4	0.0-0.7	1.25-1.6	16.8	92	20.2	38	BST-Exd-SFAC-N3426BR
NPT1"	18.0-26.0	21	13.4	0.0-0.7	1.25-1.6	16.8	92	20.2	38	BST-Exd-SFAC-N10026BR
NPT1"	23.0-34.0	42	19.0	0.0-0.7	1.6-2.0	23.7	94	25.0	46	BST-Exd-SFAC-N10034BR
NPT1 1/4"	23.0-34.0	42	19.0	0.0-0.7	1.6-2.0	23.7	94	25.0	46	BST-Exd-SFAC-N11434BR
NPT1 1/4"	28.0-41.0	60	24.8	0.0-0.7	1.6-2.0	31.0	98	25.6	55	BST-Exd-SFAC-N11441BR
NPT1 1/2"	28.0-41.0	60	24.8	0.0-0.7	1.6-2.0	31.0	98	25.6	55	BST-Exd-SFAC-N11241BR
NPT2"	35.2-47.0	80	30.8	0.0-1.0	1.8-2.5	38.5	105	26.1	70	BST-Exd-SFAC-N20047BR
NPT2"	43.0-53.0	80	32.9	0.0-1.0	1.8-2.5	41.1	105	26.9	70	BST-Exd-SFAC-N20053BR
NPT2 1/2"	43.0-53.0	80	32.9	0.0-1.0	1.8-2.5	41.1	105	26.9	80	BST-Exd-SFAC-N21253BR
NPT2 1/2"	45.6-59.4	100	41.6	0.0-1.0	1.8-2.5	52	111	26.9	80	BST-Exd-SFAC-N21259BR
NPT2 1/2"	54.6-66.0	100	41.6	0.0-1.0	1.8-2.5	52	111	39.9	80	BST-Exd-SFAC-N21266BR
NPT3"	54.6-66.0	100	41.6	0.0-1.0	1.8-2.5	65.4	111	39.9	96	BST-Exd-SFAC-N30066BR
NPT3"	59.0-72.0	120	52.3	0.0-1.0	1.8-2.5	65.4	115	39.9	96	BST-Exd-SFAC-N30072BR
NPT3"	66.7-79.0	120	52.3	0.0-1.0	1.8-2.5	65.4	115	41.5	96	BST-Exd-SFAC-N30079BR
NPT3 1/2"	66.7-79.0	120	52.3	0.0-1.0	1.8-2.5	70.5	115	41.5	108	BST-Exd-SFAC-N31279BR
NPT3"	65.0-80.0	140	56.4	0.0-1.0	1.8-2.5	70.5	130	41.5	102	BST-Exd-SFAC-N30080BR
NPT3 1/2"	65.0-80.0	140	56.4	0.0-1.0	1.8-2.5	70.5	130	41.5	108	BST-Exd-SFAC-N31280BR
NPT3 1/2"	75.0-91.0	140	63.0	0.0-1.0	1.8-2.5	78.7	128	42.8	114	BST-Exd-SFAC-N31291BR
NPT4"	75.0-91.0	140	63.0	0.0-1.0	1.8-2.5	78.8	128	42.8	123	BST-Exd-SFAC-N40091BR
NPT3 1/2"	88.0-105.0	200	71.0	0.0-1.0	1.8-2.5	88.7	142	42.8	127	BST-Exd-SFAC-N312105BR
NPT4"	88.0-105.0	200	71.0	0.0-1.0	1.8-2.5	88.7	142	42.8	127	BST-Exd-SFAC-N400105BR

在开始安装前，请仔细阅读所有说明。
Please read all instructions carefully before installation.



1

Model	Length of Armored Layer	Model	Length of Armored Layer	Model	Length of Armored Layer	Model	Length of Armored Layer
M1608	14mm	M2520	14mm	M5044	24mm	M7568	26mm
M2008	14mm	M3227	17mm	M6350	26mm	M8073	26mm
M2012	14mm	M4033	17mm	M6355	26mm	M9080	26mm
M2014	14mm	M5038	24mm	M7562	26mm	M10089	28mm



如有需要，在电缆外护层上安装护套；根据箱体大小，剥掉电缆外护层和铠装层；参考上表再剥掉部分外护层，使露出的钢丝长度“L”与上表一致。如果电缆芯上有耐油绵纸，也应该被拆除，使用绝缘胶带将芯线末端捆扎在一起。

Install sheath again on the outer sheath of cable if necessary. Strip off outer sheath and armored layer according to enclosure box size. Strip off outer sheath again according to the parameters in the table above, make the exposed length “L” of steel wire consistent with parameters in the table. If there's oil resistant cotton paper wrapped around cable cores, it should be removed, bundle cable cores bottom with insulated tapes finally.

2



确保垫片①安装到位，将主体②拧入螺纹孔(如果箱体未加工螺纹请使用六角螺母固定)，使用扭力扳手⑧将主体②拧紧至标准安装扭力。

Guarantee that the gasket ① is installed in place. Screw the body ② into the thread hole. (If there is no thread in the holes, please use lock nuts to fix cable glands.) Tighten the body ② by the torque spanner ⑧ in terms of the standard installation torque.


3



确保迫帽⑦是松开的，将电缆穿过组件“A”，上铠装环⑤。注意：电缆为最大线径时，上铠装环只能通过铠装层。

Guarantee that the sealing nut ⑦ is loose, pass the cable through assembly “A”, top ⑤ and bottom armored rings ④. Note: When the cable reach maximum diameter, the top armored ring ⑤ can only pass through the armored layer.


4



将填料筒③安装至主体②上，将电缆内护层穿过填料筒③直到铠装层与下铠装环④锥面贴合，在圆锥面周围均匀的铺上钢丝。

Install filling cylinder ③ into the body ②, pass cable cores through filling cylinder ③ until the armored layer connect conical surface of bottom armored ring ④ completely, press the steel wire evenly around the conical surface.

5




保持铠装层与锥面之间的接触，同时用手拧紧主体⑥直到感觉到强烈的阻力，用扳手进一步拧紧主体⑥使上下铠装环压紧钢丝。

Keep connecting between armored layer and conical surface, at the same time, tighten body ⑥ until strong resistance is felt, tighten further body ⑥ by the torque spanner ⑧ to make the bottom and top armored rings press steel wires tightly.



在开始安装前，请仔细阅读所有说明。
Please read all instructions carefully before installation.

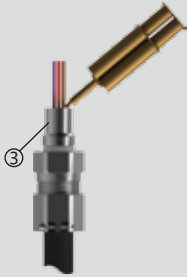
6



拧开主体⑥检查上下铠装环之间的铠装钢丝是否压紧。

Unscrew body⑥, check whether armored steel wires between bottom and top armored rings has pressed tightly already or not.

7




接上混合喷嘴（小型多芯电缆使用延长喷嘴），将树脂注入填料筒中③，确保树脂一直填满到填料筒的底部，擦去溢出的树脂，等待树脂从液体初步凝固。

0℃环境下需要30分钟 / 10℃环境下需要15分钟 / 20℃环境下需要7分钟 / 30℃环境下需要5分钟
如果混合管内有树脂残留，丢弃搅拌喷嘴，将混合管盖子重新盖上当下次使用。

Connect mixing nozzle (extension nozzle for small multi-core cable), Inject resin into the filling cylinder③, to ensure that the resin is fully filled into the bottom of the filling cylinder, wipe off the overflow resin, wait for the resin to solidify completely.

Wait 30 minutes at 0 C / Wait 15 minutes at 10 C / Wait 7 minutes at 20 C / Wait 5 minutes at 30 C
If there is resin left in mixing pipe, discard mixing nozzle and cover mixing pipe again for next use.

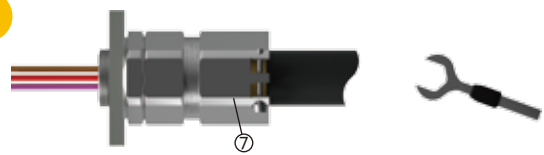
8



将填料筒③塞进主体②，旋紧主体⑥，再使用扭力扳手⑧将主体⑥拧紧至标准安装扭力，达到密封和紧固效果。

Insert the filling cylinder③ into the body②, Tighten the body⑥ by the spanner⑧ to standard installation torque, make body clamp the filling cylinder tightly to achieve good sealing and fastening effect.


9



拧紧压紧螺帽⑦使密封件与电缆外护层接触，达到额外的密封和紧固效果。

Tighten sealing nut⑦ to make connection between seal and outer sheath of cable, to achieve good additional sealing and fastening effects.

10



将螺栓旋紧，对电缆外护层达到更高级别的电缆锁紧力。

Tighten bolts to achieve higher-level locking effects of cable sheath.

Exd-SST

隔爆单密封带挠线管电缆固定头 Single Sealing Tube Exd Cable Gland

CJEx

IECEX

ATEX



CE

IP68

RoHS

REACH

应用领域 Application


- 符合最新版IECEX和ATEX标准 Comply with the latest version of IECEx and ATEX standards
- 适用于气体1、2区及粉尘20、21、22区 Suitable for gas 1, 2 zone and dust 20, 21, 22 zone
- 户内/户外非铠装和编织电缆 Indoor/outdoor Non-armoured, braided cable

特性 Features

- 柔性连接的结构设计 Structural design of flexible connection
- 防呆结构设计 Anti-slip design
- 同一种规格型号，统一的扳手位尺寸 The same specification, the same wrench size
- 规格型号齐全 Complete specifications and models

技术参数 Technical parameters

- 测试温度：-65~150℃，使用温度：-60~130℃
Test temperature: -65~150 C, Working temperature: -60~130 C
- IP68 10米水深8h IP68 10m/8h
- 承重测试直径20倍（100%拉力） Loading test diameter 20 times (100% pull)
- 静压测试30bar Hydrostatic test 30bar



M型隔爆单密封带绕线管电缆固定头

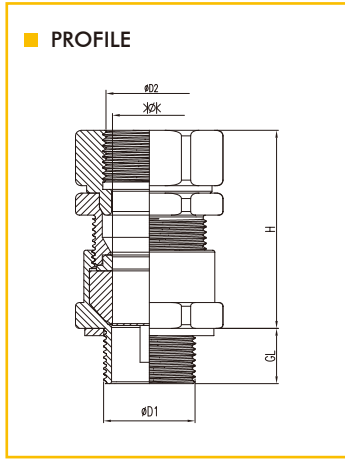
Metric Type Single Sealing Tube Exd Cable Gland



→ SST **CJEx** **IECEX** **ATEX** **CCC** **Ex** **CE** **IP68** **RoHS** **REACH**

材料: 黄铜镀镍
 防水圈: 倍仕得隔爆专用弹性体
 垫片: 高稳定性尼龙材料
 工作温度: -60~130°C
 认证测试温度: -65~150°C
 设计规范: IEC62444, EN62444
 IECEx证书: IECEx TUR 20.0079X
 ATEX证书: TÜV 20 ATEX 8609X
 防护类别代码: IM2 Ex db I Mb/Ex eb I Mb
 II 2 G Ex db IIC Gb/Ex eb IIC Gb/Ex nR IIC Gc
 II 1 D Ex ta IIC Da IP66/68 (10m 8h)
 符合标准: IEC60079-0, 1, 7, 15, 31
 CCC证书: 2021122313114717
 防爆合格证: CJEx21.1189U
 防护类别代码: Ex d II C Gb/Ex tD A21 IP66/68 (10m 8h)
 符合标准: GB3636.0, GB3836.1, GB3836.2, GB12476.1, GB12476.5
 适用电缆类型: 非铠装和编织电缆
 材料种类: HPb59-1、H62、304、316、316L可选
 接管母螺纹D2: 可根据客户需求提供
 M型、NPT型、G (PF) 型或其它螺纹

Material: Nickel-plated Brass
 Seal: Beisit solo elastomer for Exd cable glands
 High Stable PA Material
 Working Temperature: -60~130 C
 Certificate Testing Temperature: -65~150 C
 Design Specification: IEC62444, EN62444
 IECEx Certificate: IECEx TUR 20.0079X
 ATEX Certificate: TÜV 20 ATEX 8609X
 Code of Protection: IM2 Ex db I Mb/Ex eb I Mb
 II 2 G Ex db IIC Gb/Ex eb IIC Gb/Ex nR IIC Gc
 II 1 D Ex ta IIC Da IP66/68 (10m 8h)
 Standards: IEC60079-0, 1, 7, 15, 31
 CCC Certificate: 2021122313114717
 Conformity Certificate of Ex-proof: CJEx21.1189U
 Code of Protection: Ex d II C Gb/Ex tD A21 IP66/68 (10m 8h)
 Standards: GB3636.0, GB3836.1, GB3836.2, GB12476.1, GB12476.5
 Cable Type: Non-Armoured & Braided Cable
 Material options: HPb59-1、H62、304、316、316L can be offered
 Female conduit thread (D2): Metric thread, NPT thread, G thread and other thread can be offered per customer's request



Thread ØD1	mm	D2	H mm	GL mm	mm	Beisit No.
M16X1.5	3.0-8.0	M16X1.5	48	15	24	BST-Exd-SST-M1608BR
M20X1.5	3.0-8.0	M20X1.5	47	15	24	BST-Exd-SST-M2008BR
M20X1.5	7.5-12.0	M20X1.5	47	15	24	BST-Exd-SST-M2012BR
M20X1.5	8.7-14.0	M20X1.5	47	15	27	BST-Exd-SST-M2014BR
M25X1.5	9.0-15.0	M25X1.5	54	15	36	BST-Exd-SST-M2515BR
M25X1.5	13.0-20.0	M25X1.5	54	15	36	BST-Exd-SST-M2520BR
M32X1.5	19.0-26.5	M32X1.5	53	15	43	BST-Exd-SST-M3227BR
M40X1.5	25.0-32.5	M40X1.5	58	15	50	BST-Exd-SST-M4033BR
M50X1.5	31.0-38.0	M50X1.5	58	15	55	BST-Exd-SST-M5038BR
M50X1.5	36.0-44.0	M50X1.5	64	15	60	BST-Exd-SST-M5044BR
M63X1.5	41.5-50.0	M63X1.5	65	15	75	BST-Exd-SST-M6350BR
M63X1.5	48.0-55.0	M63X1.5	65	15	75	BST-Exd-SST-M6355BR
M75X1.5	54.0-62.0	M75X1.5	65	15	90	BST-Exd-SST-M7562BR
M75X1.5	61.0-68.0	M75X1.5	65	15	90	BST-Exd-SST-M7568BR
M80X2.0	67.0-73.0	M80X2.0	88	24	96	BST-Exd-SST-M8073BR
M90X2.0	66.6-80.0	M90X2.0	89	24	108	BST-Exd-SST-M9080BR
M100X2.0	76.0-89.0	M100X2.0	106	24	123	BST-Exd-SST-M10089BR



专利产品 Patented product.

NPT型隔爆单密封带绕线管电缆固定头

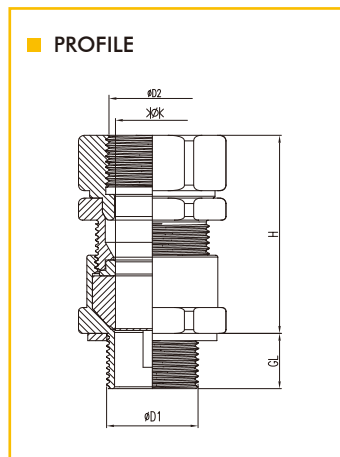
NPT Type Single Sealing Tube Exd Cable Gland



→ SST **CJEx** **IECEX** **ATEX** **CCC** **Ex** **CE** **IP68** **RoHS** **REACH**


材料: 黄铜镀镍
 防水圈: 倍仕得隔爆专用弹性体
 垫片: 高稳定性尼龙材料
 工作温度: -60~130°C
 认证测试温度: -65~150°C
 设计规范: IEC62444, EN62444
 IECEx证书: IECEx TUR 20.0079X
 ATEX证书: TÜV 20 ATEX 8609X
 防护类别代码: IM2 Ex db I Mb/Ex eb I Mb
 II 2 G Ex db IIC Gb/Ex eb IIC Gb/Ex nR IIC Gc
 II 1 D Ex ta IIC Da IP66/68 (10m 8h)
 符合标准: IEC60079-0, 1, 7, 15, 31
 CCC证书: 2021122313114717
 防爆合格证: CJEx21.1189U
 防护类别代码: Ex d II C Gb/Ex tD A21 IP66/68 (10m 8h)
 符合标准: GB3636.0, GB3836.1, GB3836.2,
 GB12476.1, GB12476.5
 适用电缆类型: 非铠装和编织电缆
 材料种类: HPb59-1、H62、304、316、
 316L可选
 接管母螺纹D2: 可根据客户需求提供
 M型、NPT型、G (PF) 型或其它螺纹

Material: Nickel-plated Brass
 Seal: Beisit solo elastomer for
 Exd cable glands
 Gasket: High Stable PA Material
 Working Temperature: -60~130 C
 Certificate Testing Temperature: -65~150 C
 Design Specification: IEC62444, EN62444
 IECEx Certificate: IECEx TUR 20.0079X
 ATEX Certificate: TÜV 20 ATEX 8609X
 Code of Protection: IM2 Ex db I Mb/Ex eb I Mb
 II 2 G Ex db IIC Gb/Ex eb IIC Gb/Ex nR IIC Gc
 II 1 D Ex ta IIC Da IP66/68 (10m 8h)
 Standards: IEC60079-0, 1, 7, 15, 31
 CCC Certificate: 2021122313114717
 Conformity Certificate of Ex-proof: CJEx21.1189U
 Code of Protection: Ex d II C Gb/Ex tD A21 IP66/68 (10m 8h)
 Standards: GB3636.0, GB3836.1, GB3836.2, GB12476.1, GB12476.5
 Cable Type: Non-Armoured & Braided Cable
 Material options: HPb59-1、H62、304、316、
 316L can be offered
 Female conduit thread (D2): Metric thread, NPT thread,
 G thread and other thread can be offered per customer's request



Thread ØD1	mm	D2	H mm	GL mm	mm	Beisit No.
NPT1/2"	3.0-8.0	NPT1/2"	47	19.9	24	BST-Exd-SST-N1208BR
NPT3/4"	3.0-8.0	NPT3/4"	47	19.9	27	BST-Exd-SST-N3408BR
NPT1/2"	7.5-12.0	NPT1/2"	47	19.9	24	BST-Exd-SST-N1212BR
NPT3/4"	7.5-12.0	NPT3/4"	47	19.9	27	BST-Exd-SST-N3412BR
NPT1/2"	8.7-14.0	NPT1/2"	47	19.9	27	BST-Exd-SST-N1214BR
NPT3/4"	8.7-14.0	NPT3/4"	47	19.9	27	BST-Exd-SST-N3414BR
NPT3/4"	9.0-15.0	NPT3/4"	54	20.2	36	BST-Exd-SST-N3415BR
NPT3/4"	13.0-20.0	NPT3/4"	54	20.2	36	BST-Exd-SST-N3420BR
NPT1"	9.0-15.0	NPT1"	54	20.2	36	BST-Exd-SST-N10015BR
NPT1"	13.0-20.0	NPT1"	54	20.2	36	BST-Exd-SST-N10020BR
NPT1"	19.0-26.5	NPT1"	53	25.0	43	BST-Exd-SST-N10027BR
NPT1 1/4"	19.0-26.5	NPT1 1/4"	53	25.0	43	BST-Exd-SST-N11427BR
NPT1 1/4"	25.0-32.5	NPT1 1/4"	58	25.6	50	BST-Exd-SST-N11433BR
NPT1 1/2"	25.0-32.5	NPT1 1/4"	58	25.6	50	BST-Exd-SST-N11233BR
NPT2"	31.0-38.0	NPT2"	58	26.1	70	BST-Exd-SST-N20038BR
NPT2"	35.6-44.0	NPT2"	64	26.9	70	BST-Exd-SST-N20044BR
NPT2 1/2"	35.6-44.0	NPT2 1/2"	64	26.9	80	BST-Exd-SST-N21244BR
NPT2 1/2"	41.5-50.0	NPT2 1/2"	66	26.9	80	BST-Exd-SST-N21250BR
NPT2 1/2"	48.0-55.0	NPT2 1/2"	66	39.9	80	BST-Exd-SST-N21255BR
NPT3"	48.0-55.0	NPT3"	66	39.9	96	BST-Exd-SST-N30055BR
NPT3"	54.0-62.0	NPT3"	63	39.9	96	BST-Exd-SST-N30062BR
NPT3"	61.0-68.0	NPT3"	63	41.5	96	BST-Exd-SST-N30068BR
NPT3 1/2"	61.0-68.0	NPT3 1/2"	63	41.5	108	BST-Exd-SST-N31268BR
NPT3"	67.0-73.0	NPT3"	82	41.5	96	BST-Exd-SST-N30073BR
NPT3 1/2"	67.0-73.0	NPT3 1/2"	82	41.5	108	BST-Exd-SST-N31273BR
NPT3 1/2"	66.6-80.0	NPT3 1/2"	80	42.8	108	BST-Exd-SST-N31280BR
NPT4"	66.6-80.0	NPT4"	82	42.8	123	BST-Exd-SST-N40080BR
NPT3 1/2"	76.0-89.0	NPT3 1/2"	98	42.8	123	BST-Exd-SST-N31289BR
NPT4"	76.0-89.0	NPT4"	98	42.8	123	BST-Exd-SST-N40089BR

在开始安装前，请仔细阅读所有说明。
Please read all instructions carefully before installation.



1



用游标卡尺确认电缆直径是否在标准线径范围内。
Use vernier caliper to confirm whether cable diameter is within the standard cable range.

2




剥掉电缆外护层，压接好端子。
Strip off the outer sheath of cables, crimp the terminal.

3




确保垫片①安装到位，将电缆固定头拧入螺纹孔(如果箱体未加工螺纹请使用六角螺母固定)，使用扭力扳手⑥拧紧主体②至标准安装扭力。
Guarantee that the gasket is installed in place. Screw the body② into the thread hole. (If there is no thread in the holes, please use lock nuts to fix cable glands.) Tighten the body② by the torque spanner⑥ to the standard installation torque.

4




将电缆穿过电缆固定头，用手旋紧迫紧螺帽④。
Pass the cable end go through the gland, tighten the sealing nut④.

5



使用扭力扳手⑥拧紧迫紧螺帽④至标准安装扭力，使密封件夹紧电缆达到密封和紧固效果。
Tighten the sealing nut④ by the spanner⑥ to the standard installation torque, make seal clamp the cable tightly to achieve good sealing and fastening effect.

6



固定迫紧螺帽④的活动部位，将挠线管⑤拧紧至迫紧螺帽④上。
Fix the movable part of the sealing nut④, tighten the flexible tube set⑤ to the sealing nut④.

Exd-SSFT

隔爆单密封带填料带绕线管电缆固定头

Single Sealing Filling Tube Exd Cable Gland

CJEx

IECEX

ATEX



CE

IP68

RoHS

REACH

应用领域 Application


- 符合最新版IECEX和ATEX标准 Comply with the latest version of IECEx and ATEX standards
- 适用于气体1、2区及粉尘20、21、22区 Suitable for gas 1, 2 zone and dust 20, 21, 22 zone
- 户内/户外非铠装和编织电缆 Indoor/outdoor Non-armoured, braided cable

特性 Features

- 柔性连接的结构设计 Structural design of flexible connection
- 两种填料方式 2 filling method for barrier
- 防呆结构设计 Anti-slip design
- 同一种规格型号，统一的扳手位尺寸 The same specification, the same wrench size
- 规格型号齐全 Complete specifications and models

技术参数 Technical parameters

- 测试温度：-65~150°C，使用温度：-60~130°C
Test temperature : -65~150 C, Working temperature : -60~130 C
- IP68 10米水深8h IP68 10m/8h
- 承重测试直径20倍（100%拉力） Loading test diameter 20 times (100% pull)
- 静压测试30bar Hydrostatic test 30bar



M型隔爆单密封带填料带绕线管电缆固定头

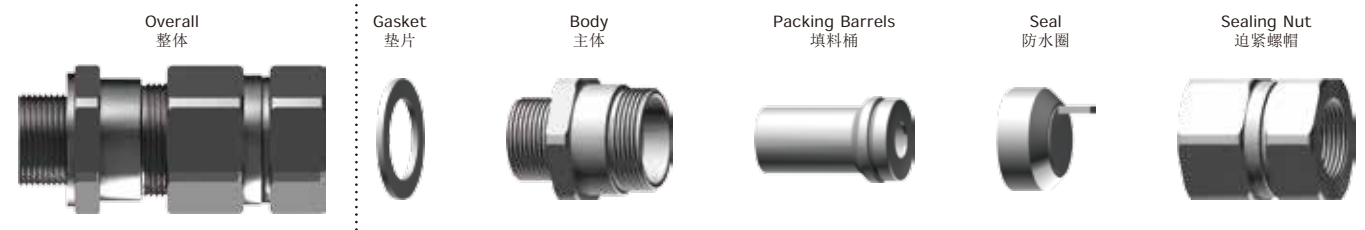
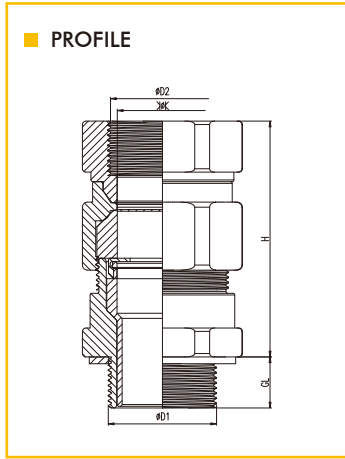
Metric Type Single Sealing Filling Tube Exd Cable Gland



→ SSFT **CJEx** **IECEX** **ATEX** **CCC** **Ex** **CE** **IP68** **RoHS** **REACH**

材料: 黄铜镀镍
 防水圈: 倍仕得隔爆专用弹性体
 垫片: 高稳定性尼龙材料
 工作温度: -60~130°C
 认证测试温度: -65~150°C
 设计规范: IEC62444, EN62444
 IECEx证书: IECEx TUR 20.0079X
 ATEX证书: TÜV 20 ATEX 8609X
 防护类别代码: IM2 Ex db I Mb/Ex eb I Mb
 II 2 G Ex db IIC Gb/Ex eb IIC Gb/Ex r IIC Gc
 II 1 D Ex ta IIC Da IP66/68 (10m 8h)
 符合标准: IEC60079-0, 1, 7, 15, 31
 CCC证书: 2021122313114717
 防爆合格证: CJEx21.1326U
 防护类别代码: Ex d II C Gb/Ex tD A21 IP66/68 (10m 8h)
 符合标准: GB3636.0, GB3836.1, GB3836.2, GB12476.1, GB12476.5
 适用电缆类型: 非铠装电缆
 材料种类: HPb59-1、H62、304、316、316L可选
 接管母螺纹D2: 可根据客户需求提供 M型、NPT型、G (PF) 型或其它螺纹

Material: Nickel-plated Brass
 Seal: Beisit solo elastomer for Exd cable glands
 Gasket: High Stable PA Material
 Working Temperature: -60~130 C
 Certificate Testing Temperature: -65~150 C
 Design Specification: IEC62444, EN62444
 IECEx Certificate: IECEx TUR 20.0079X
 ATEX Certificate: TÜV 20 ATEX 8609X
 Code of Protection: IM2 Ex db I Mb/Ex eb I Mb
 II 2 G Ex db IIC Gb/Ex eb IIC Gb/Ex r IIC Gc
 II 1 D Ex ta IIC Da IP66/68 (10m 8h)
 Standards: IEC60079-0, 1, 7, 15, 31
 CCC Certificate: 2021122313114717
 Conformity Certificate of Ex-proof: CJEx21.1326U
 Code of Protection: Ex d II C Gb/Ex tD A21 IP66/68 (10m 8h)
 Standards: GB3636.0, GB3836.1, GB3836.2, GB12476.1, GB12476.5
 Cable Type: Non-Armoured Cable
 Material options: HPb59-1、H62、304、316、316L can be offered
 Female conduit thread (D2): Metric thread, NPT thread, G thread and other thread can be offered per customer's request



Thread ØD1	mm	D2	Cable Core Qty	Max.Dia.of Over Cores	E mm	H mm	GL mm	mm	Beisit No.
M16X1.5	3.0-8.0	M16X1.5	6	6.8	8.5	63	15	24	BST-Exd-SSFT-M1608BR
M20X1.5	3.0-8.0	M20X1.5	6	10	12.5	60	15	24	BST-Exd-SSFT-M2008BR
M20X1.5	7.5-12.0	M20X1.5	6	10	12.5	60	15	24	BST-Exd-SSFT-M2012BR
M20X1.5	8.7-14.0	M20X1.5	10	9.8	12.3	60	15	27	BST-Exd-SSFT-M2014BR
M25X1.5	9.0-15.0	M25X1.5	21	13.4	16.8	68	15	36	BST-Exd-SSFT-M2515BR
M25X1.5	13.0-20.0	M25X1.5	21	13.4	16.8	68	15	36	BST-Exd-SSFT-M2520BR
M32X1.5	19.0-26.5	M32X1.5	42	18.9	23.7	68	15	43	BST-Exd-SSFT-M3227BR
M40X1.5	25.0-32.5	M40X1.5	60	24.8	31.0	72	15	50	BST-Exd-SSFT-M4033BR
M50X1.5	31.0-38.0	M50X1.5	80	30.8	38.5	79	15	55	BST-Exd-SSFT-M5038BR
M50X1.5	36.0-44.0	M50X1.5	80	32.8	41.1	82	15	60	BST-Exd-SSFT-M5044BR
M63X1.5	41.5-50.0	M63X1.5	100	41.6	52.0	84	15	75	BST-Exd-SSFT-M6350BR
M63X1.5	48.0-55.0	M63X1.5	100	41.6	52.0	84	15	75	BST-Exd-SSFT-M6355BR
M75X1.5	54.0-62.0	M75X1.5	120	52.3	65.4	83	15	90	BST-Exd-SSFT-M7562BR
M75X1.5	61.0-68.0	M75X1.5	120	52.3	65.4	83	15	90	BST-Exd-SSFT-M7568BR
M80X2.0	67.0-73.0	M80X2.0	140	56.4	70.5	109	24	96	BST-Exd-SSFT-M8073BR
M90X2.0	66.6-80.0	M90X2.0	140	62.9	78.7	110	24	108	BST-Exd-SSFT-M9080BR
M100X2.0	76.0-89.0	M100X2.0	200	70.9	88.7	128	24	123	BST-Exd-SSFT-M10089BR



专利产品 Patented product.

NPT型隔爆单密封带填料带绕线管电缆固定头


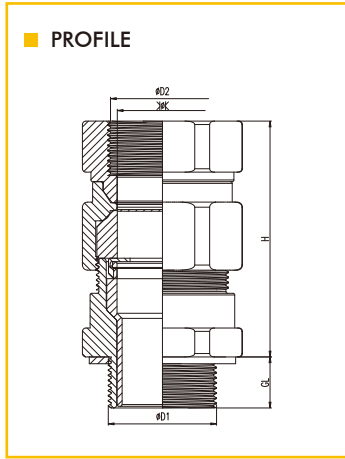
NPT Type Single Sealing Filling Tube Exd Cable Gland



→ SSFT **CJEx** **IECEX** **ATEX** **CCC** **Ex** **CE** **IP68** **RoHS** **REACH**

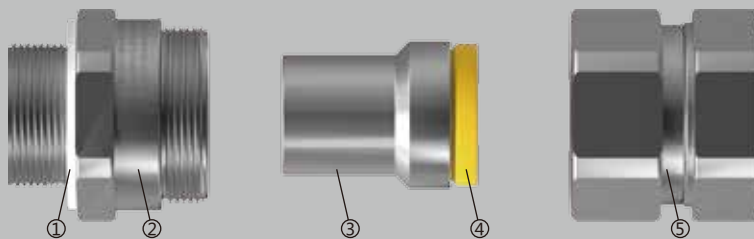
材料: 黄铜镀镍
 防水圈: 倍仕得隔爆专用弹性体
 垫片: 高稳定性尼龙材料
 工作温度: -60~130°C
 认证测试温度: -65~150°C
 设计规范: IEC62444, EN62444
 IECEx证书: IECEx TUR 20.0079X
 ATEX证书: TÜV 20 ATEX 8609X
 防护类别代码: IM2 Ex db I Mb/Ex eb I Mb
 II 2 G Ex db IIC Gb/Ex eb IIC Gb/Ex nR IIC Gc
 II 1 D Ex ta IIC Da IP66/68 (10m 8h)
 符合标准: IEC60079-0, 1, 7, 15, 31
 CCC证书: 2021122313114717
 防爆合格证: CJEx21.1326U
 防护类别代码: Ex d II C Gb/Ex tD A21 IP66/68 (10m 8h)
 符合标准: GB3636.0, GB3836.1, GB3836.2, GB12476.1, GB12476.5
 适用电缆类型: 非铠装电缆
 材料种类: HPb59-1、H62、304、316、316L可选
 接管母螺纹D2: 可根据客户需求提供 M型、NPT型、G (PF) 型或其它螺纹

Material: Nickel-plated Brass
 Seal: Beisit solo elastomer for Exd cable glands
 Gasket: High Stable PA Material
 Working Temperature: -60~130 C
 Certificate Testing Temperature: -65~150 C
 Design Specification: IEC62444, EN62444
 IECEx Certificate: IECEx TUR 20.0079X
 ATEX Certificate: TÜV 20 ATEX 8609X
 Code of Protection: IM2 Ex db I Mb/Ex eb I Mb
 II 2 G Ex db IIC Gb/Ex eb IIC Gb/Ex nR IIC Gc
 II 1 D Ex ta IIC Da IP66/68 (10m 8h)
 Standards: IEC60079-0, 1, 7, 15, 31
 CCC Certificate: 2021122313114717
 Conformity Certificate of Ex-proof: CJEx21.1326U
 Code of Protection: Exd II C Gb/Ex tD A21 IP66/68 (10m 8h)
 Standards: GB3636.0, GB3836.1, GB3836.2, GB12476.1, GB12476.5
 Cable Type: Non-Armoured Cable
 Material options: HPb59-1、H62、304、316、316L can be offered
 Female conduit thread (D2): Metric thread, NPT thread, G thread and other thread can be offered per customer's request



Thread ØD1	mm	D2	Cable Core Qty	Max.Dia.of Over Cores	E mm	H mm	GL mm	mm	Beisit No.
NPT1/2"	3.0-8.0	NPT1/2"	6	10	12.5	60	19.9	24	BST-Exd-SSFT-N1208BR
NPT3/4"	3.0-8.0	NPT3/4"	6	10	12.5	60	19.9	27	BST-Exd-SSFT-N3408BR
NPT1/2"	7.5-12.0	NPT1/2"	6	10	12.5	60	19.9	24	BST-Exd-SSFT-N1212BR
NPT3/4"	7.5-12.0	NPT3/4"	6	10	12.5	60	19.9	27	BST-Exd-SSFT-N3412BR
NPT1/2"	8.7-14.0	NPT1/2"	10	9.8	12.3	60	19.9	27	BST-Exd-SSFT-N1214BR
NPT3/4"	8.7-14.0	NPT3/4"	10	9.8	12.3	60	19.9	27	BST-Exd-SSFT-N3414BR
NPT3/4"	9.0-15.0	NPT3/4"	21	13.4	16.8	68	20.2	36	BST-Exd-SSFT-N3415BR
NPT3/4"	13.0-20.0	NPT3/4"	21	13.4	16.8	68	20.2	36	BST-Exd-SSFT-N3420BR
NPT1"	9.0-15.0	NPT1"	21	13.4	16.8	68	20.2	36	BST-Exd-SSFT-N10015BR
NPT1"	13.0-20.0	NPT1"	21	13.4	16.8	68	20.2	36	BST-Exd-SSFT-N10020BR
NPT1"	19.0-26.5	NPT1"	42	19.0	23.7	68	25.0	43	BST-Exd-SSFT-N10027BR
NPT1 1/4"	19.0-26.5	NPT1 1/4"	42	19.0	23.7	68	25.0	43	BST-Exd-SSFT-N11427BR
NPT1 1/4"	25.0-32.5	NPT1 1/4"	60	24.8	31.0	72	25.6	50	BST-Exd-SSFT-N11433BR
NPT1 1/2"	25.0-32.5	NPT1 1/4"	60	24.8	31.0	72	25.6	50	BST-Exd-SSFT-N11233BR
NPT2"	31.0-38.0	NPT2"	80	30.8	38.5	79	26.1	70	BST-Exd-SSFT-N20038BR
NPT2"	35.6-44.0	NPT2"	80	32.9	41.1	82	26.9	70	BST-Exd-SSFT-N20044BR
NPT2 1/2"	35.6-44.0	NPT2 1/2"	80	32.9	41.1	82	26.9	80	BST-Exd-SSFT-N21244BR
NPT2 1/2"	41.5-50.0	NPT2 1/2"	100	41.6	52	84	26.9	80	BST-Exd-SSFT-N21250BR
NPT2 1/2"	48.0-55.0	NPT2 1/2"	100	41.6	52	84	39.9	80	BST-Exd-SSFT-N21255BR
NPT3"	48.0-55.0	NPT3"	100	41.6	65.4	84	39.9	96	BST-Exd-SSFT-N30055BR
NPT3"	54.0-62.0	NPT3"	120	52.3	65.4	83	39.9	96	BST-Exd-SSFT-N30062BR
NPT3"	61.0-68.0	NPT3"	120	52.3	65.4	83	41.5	96	BST-Exd-SSFT-N30068BR
NPT3 1/2"	61.0-68.0	NPT3 1/2"	120	52.3	70.5	83	41.5	108	BST-Exd-SSFT-N31268BR
NPT3"	67.0-73.0	NPT3"	140	56.4	70.5	113	41.5	96	BST-Exd-SSFT-N30073BR
NPT3 1/2"	67.0-73.0	NPT3 1/2"	140	56.4	70.5	113	41.5	108	BST-Exd-SSFT-N31273BR
NPT3 1/2"	66.6-80.0	NPT3 1/2"	140	63.0	78.7	114	42.8	108	BST-Exd-SSFT-N31280BR
NPT4"	66.6-80.0	NPT4"	140	63.0	78.8	114	42.8	123	BST-Exd-SSFT-N40080BR
NPT3 1/2"	76.0-89.0	NPT3 1/2"	200	71.0	88.7	132	42.8	123	BST-Exd-SSFT-N31289BR
NPT4"	76.0-89.0	NPT4"	200	71.0	88.7	132	42.8	123	BST-Exd-SSFT-N40089BR

在开始安装前，请仔细阅读所有说明。
Please read all instructions carefully before installation.



1


Model	Length of Naked Wire	Model	Length of Naked Wire	Model	Length of Naked Wire	Model	Length of Naked Wire
M1608	19mm	M2520BR	20mm	M5044	27mm	M7568	27mm
M2008	16mm	M3227BR	21mm	M6350	28mm	M8073	34mm
M2012	16mm	M4033BR	21mm	M6355	28mm	M9080	34mm
M2014	16mm	M5038BR	24mm	M7562	27mm	M10089	60mm

剥掉电缆外层露出内部电缆芯轴（外护层长度=端子离箱体外侧长度+下表剥线长度），将电缆芯轴的绝缘层清理干净。如果电缆芯上有耐油绵纸，也应该被拆成一根根单一的芯轴，使用绝缘胶带将芯线末端捆扎在一起。



Strip off the outer sheath of cable to expose the inner cable cores. (Outer cutting sheath Length = Distance from the terminal to the outer plate of box + Length of naked wire indicated in the table below) And then clean the insulation layer of cable cores. If there's oil resistance cotton paper wrapped around cable cores, it should be disassembled into single one, bundle cable cores bottom with insulated tapes finally.

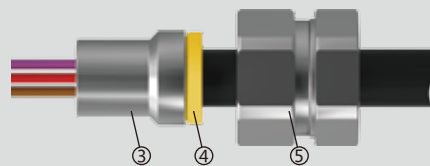
2



确保垫片①安装到位，将主体②拧入螺纹孔(如果箱体未加工螺纹请使用六角螺母固定)，使用扭力扳手⑦将主体②拧紧至安装扭力。

Guarantee that the gasket① is installed in place. Screw the body② into the thread hole. (If there is no thread in the holes, please use lock nuts to fix cable glands.) Tighten the body② by the torque spanner⑦ to the standard installation torque.

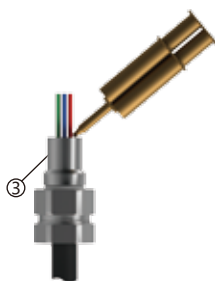
3



将电缆末端依次穿过迫紧螺帽⑤和填料筒③，直至外绝缘层超过防水圈④，拆除芯轴末端的绝缘胶带，将其竖直固定在装置上。

Pass the cable end through sealing nut⑤ and filling cylinder③ in turn, until outer insulation layer exceeds seal④, strip off insulating tape at the bottom of cable cores, fix it in cylinder vertically.

4



接上混合喷嘴（小型多芯电缆使用延长喷嘴），将树脂注入填料筒③中，确保树脂一直填满到填料筒的底部，擦去溢出的树脂，等待树脂从液体初步凝固。

0℃环境下需要30分钟 / 10℃环境下需要15分钟 / 20℃环境下需要7分钟 / 30℃环境下需要5分钟
如果混合管内有树脂余留，丢弃搅拌喷嘴，将混合管盖子重新盖上当下次使用。

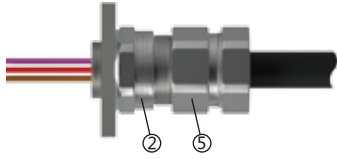
Connect mixing nozzle (extension nozzle for small multi-core cable), Inject resin into the filling cylinder, to ensure that the resin is fully filled into the bottom of the filling cylinder, wipe off the overflow resin, wait for the resin to solidify completely.

Wait 30 minutes at 0C / Wait 15 minutes at 10C / Wait 7 minutes at 20C / Wait 5 minutes at 30C
If there is resin left in mixing pipe, discard mixing nozzle and cover mixing pipe again for next use.




在开始安装前，请仔细阅读所有说明。
Please read all instructions carefully before installation.

5



将填料筒③塞进主体②，旋紧迫紧螺帽⑤。
Insert the filling cylinder③ into the body②, tighten the sealing nut⑤.

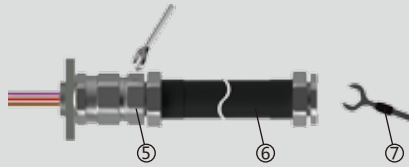
6



使用扭力扳手⑦拧紧迫紧螺帽⑤至标准安装扭力，使密封件夹紧电缆达到密封和紧固效果。

Tighten the sealing nut⑤ by the spanner⑦ to the standard installation torque, make seal clamp the cable tightly to achieve good sealing and fastening effect.

7



固定迫紧螺帽⑤的活动部位，将挠线管⑥拧紧至迫紧螺帽⑤上。

Fix the movable part of the sealing nut⑤, tighten the flexible tube set⑥ to the sealing nut⑤.

M型/M加长型增安尼龙电缆固定头

Metric Type/Metric Length Type Exe Nylon Cable Glands



→ M/M-Length CNEx IECEx ATEX CE IP68 RoHS REACH

材料: 采用UL认可的尼龙材料	Material: PA (NYLON), UL 94 V-2
防水圈: 硅橡胶	Seal: Silicone Rubber
O型圈: 硅橡胶	O Ring: Silicone Rubber
工作温度: -20~80°C	Working temperature: -20 C to 80 C
IECEX证书: IECEX CNEX 18.0027X	IECEX Certificate: IECEX CNEX 18.0027X
ATEX证书: Presafe 17 ATEX 10979X	ATEX Certificate: Presafe 17 ATEX 10979X
CCC证书: 2021122313114695	CCC Certificate: 2021122313114695
防爆合格证: CNEx 17.2577X	Conformity Certificate of Ex-proof: CNEx 17.2577X
阻燃等级: V2 (UL94)	Flammability rating: V2 (UL94)
防爆等级: Ex eb II C Gb/ Ex tD A21 IP68	Marking: Ex eb II C Gb/ Ex tD A21 IP68



Thread øD1	mm	H mm	GL mm	 mm	Beisit No. RAL7035	Article No. RAL7035	Beisit No. RAL9005	Article No. RAL9005
NCG-M12 x 1.5	3-6.5	21	8	15	Ex-M1207	5.210.1201.1011	Ex-M1207B	5.210.1203.1011
NCG-M16 x 1.5	6-8	22	8	19	Ex-M1608	5.210.1601.1011	Ex-M1608B	5.210.1603.1011
NCG-M16 x 1.5	5-10	25	8	22	Ex-M1610	5.210.1631.1011	Ex-M1610B	5.210.1633.1011
NCG-M20 x 1.5	6-12	27	9	24	Ex-M2012	5.210.2001.1011	Ex-M2012B	5.210.2003.1011
NCG-M20 x 1.5	10-14	28	9	27	Ex-M2014	5.210.2031.1011	Ex-M2014B	5.210.2033.1011
NCG-M25 x 1.5	13-18	31	11	33	Ex-M2518	5.210.2501.1011	Ex-M2518B	5.210.2503.1011
NCG-M32 x 1.5	18-25	37	11	42	Ex-M3225	5.210.3201.1011	Ex-M3225B	5.210.3203.1011
NCG-M40 x 1.5	22-32	48	13	53	Ex-M4032	5.210.4001.1011	Ex-M4032B	5.210.4003.1011
NCG-M50 x 1.5	32-38	49	13	60	Ex-M5038	5.210.5001.1011	Ex-M5038B	5.210.5003.1011
NCG-M63 x 1.5	37-44	49	14	65/68	Ex-M6344	5.210.6301.1011	Ex-M6344B	5.210.6303.1011
NCG-M12 x 1.5	3-6.5	21	15	15	Ex-M1207L	5.210.1201.1111	Ex-M1207BL	5.210.1203.1111
NCG-M16 x 1.5	6-8	22	15	19	Ex-M1608L	5.210.1601.1111	Ex-M1608BL	5.210.1603.1111
NCG-M16 x 1.5	5-10	25	15	22	Ex-M1610L	5.210.1631.1111	Ex-M1610BL	5.210.1633.1111
NCG-M20 x 1.5	6-12	27	15	24	Ex-M2012L	5.210.2001.1111	Ex-M2012BL	5.210.2003.1111
NCG-M20 x 1.5	10-14	28	15	27	Ex-M2014L	5.210.2031.1111	Ex-M2014BL	5.210.2033.1111
NCG-M25 x 1.5	13-18	31	15	33	Ex-M2518L	5.210.2501.1111	Ex-M2518BL	5.210.2503.1111
NCG-M32 x 1.5	18-25	37	15	42	Ex-M3225L	5.210.3201.1111	Ex-M3225BL	5.210.3203.1111
NCG-M40 x 1.5	22-32	48	18	53	Ex-M4032L	5.210.4001.1111	Ex-M4032BL	5.210.4003.1111
NCG-M50 x 1.5	32-38	49	18	60	Ex-M5038L	5.210.5001.1111	Ex-M5038BL	5.210.5003.1111
NCG-M63 x 1.5	37-44	49	18	65/68	Ex-M6344L	5.210.6301.1111	Ex-M6344BL	5.210.6303.1111

专利产品 Patented product.



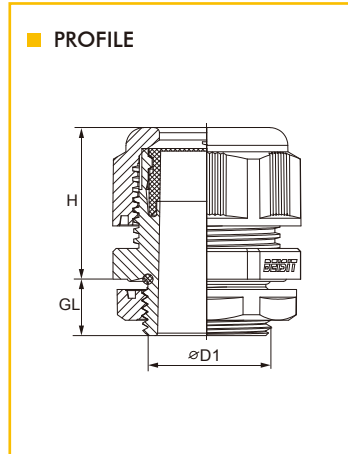
PG型/PG加长型增安尼龙电缆固定头

PG Type/PG-Length Type Exe Nylon Cable Glands



→ PG/PG-Length CNEx IECEx ATEX CE IP68 RoHS REACH

材料: 采用UL认可的尼龙材料	Material: PA (NYLON), UL 94 V-2
防水圈: 硅橡胶	Seal: Silicone Rubber
O型圈: 硅橡胶	O Ring: Silicone Rubber
工作温度: -20~80°C	Working temperature: -20°C to 80°C
IECEX证书: IECEX CNEX 18.0027X	IECEX Certificate: IECEX CNEX 18.0027X
ATEX证书: Presafe 17 ATEX 10979X	ATEX Certificate: Presafe 17 ATEX 10979X
CCC证书: 2021122313114695	CCC Certificate: 2021122313114695
防爆合格证: CNEx 17.2577X	Conformity Certificate of Ex-proof: CNEx 17.2577X
阻燃等级: V2 (UL94)	Flammability rating: V2 (UL94)
防爆等级: Ex eb II C Gb/ Ex tD A21 IP68	Marking: Ex eb II C Gb/ Ex tD A21 IP68



Thread øD1	mm	H mm	GL mm	 mm	Beisit No. RAL7035	Article No. RAL7035	Beisit No. RAL9005	Article No. RAL9005
NCG-PG 7	3-6.5	21	8	15	Ex-P0707	5.210.0701.1211	Ex-P0707B	5.210.0703.1211
NCG-PG 9	6-8	22	8	19	Ex-P0908	5.210.0901.1211	Ex-P0908B	5.210.0903.1211
NCG-PG 11	5-10	25	8	22	Ex-P1110	5.210.1101.1211	Ex-P1110B	5.210.1103.1211
NCG-PG 13.5	6-12	27	9	24	Ex-P13512	5.210.1301.1211	Ex-P13512B	5.210.1303.1211
NCG-PG 16	10-14	28	10	27	Ex-P1614	5.210.1601.1211	Ex-P1614B	5.210.1603.1211
NCG-PG 21	13-18	31	11	33	Ex-P2118	5.210.2101.1211	Ex-P2118B	5.210.2103.1211
NCG-PG 29	18-25	37	11	42	Ex-P2925	5.210.2901.1211	Ex-P2925B	5.210.2903.1211
NCG-PG 36	22-32	48	13	53	Ex-P3632	5.210.3601.1211	Ex-P3632B	5.210.3603.1211
NCG-PG 42	32-38	49	13	60	Ex-P4238	5.210.4201.1211	Ex-P4238B	5.210.4203.1211
NCG-PG 48	37-44	49	14	65	Ex-P4844	5.210.4801.1211	Ex-P4844B	5.210.4803.1211
NCG-PG 7	3-6.5	21	15	15	Ex-P0707L	5.210.0701.1311	Ex-P0707BL	5.210.0703.1311
NCG-PG 9	6-8	22	15	19	Ex-P0908L	5.210.0901.1311	Ex-P0908BL	5.210.0903.1311
NCG-PG 11	5-10	25	15	22	Ex-P1110L	5.210.1101.1311	Ex-P1110BL	5.210.1103.1311
NCG-PG 13.5	6-12	27	15	24	Ex-P13512L	5.210.1301.1311	Ex-P13512BL	5.210.1303.1311
NCG-PG 16	10-14	28	15	27	Ex-P1614L	5.210.1601.1311	Ex-P1614BL	5.210.1603.1311
NCG-PG 21	13-18	31	15	33	Ex-P2118L	5.210.2101.1311	Ex-P2118BL	5.210.2103.1311
NCG-PG 29	18-25	37	18	42	Ex-P2925L	5.210.2901.1311	Ex-P2925BL	5.210.2903.1311
NCG-PG 36	22-32	48	18	53	Ex-P3632L	5.210.3601.1311	Ex-P3632BL	5.210.3603.1311
NCG-PG 42	32-38	49	18	60	Ex-P4238L	5.210.4201.1311	Ex-P4238BL	5.210.4203.1311
NCG-PG 48	37-44	49	18	65	Ex-P4844L	5.210.4801.1311	Ex-P4844BL	5.210.4803.1311

专利产品 Patented product.



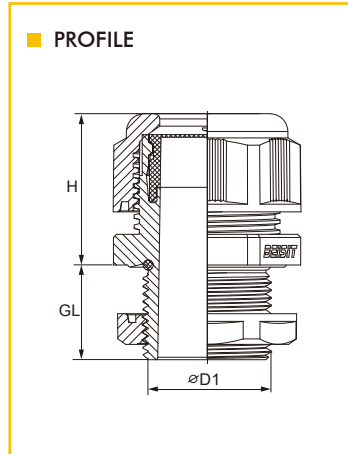
NPT型增安尼龙电缆固定头

NPT Type Exe Nylon Cable Glands



→ NPT CNEx IECEx ATEX CE IP68 RoHS REACH

材料:	采用UL认可的尼龙材料	Material:	PA (NYLON), UL 94 V-2
防水圈:	硅橡胶	Seal:	Silicone Rubber
O型圈:	硅橡胶	O Ring:	Silicone Rubber
工作温度:	-20~80°C	Working temperature:	-20 C to 80 C
IECEX证书:	IECEX CNEX 18.0027X	IECEX Certificate:	IECEX CNEX 18.0027X
ATEX证书:	Presafe 17 ATEX 10979X	ATEX Certificate:	Presafe 17 ATEX 10979X
CCC证书:	2021122313114695	CCC Certificate:	2021122313114695
防爆合格证:	CNEx 17.2577X	Conformity Certificate of Ex-proof:	CNEx 17.2577X
阻燃等级:	V2 (UL94)	Flammability rating:	V2 (UL94)
防爆等级:	Ex eb II C Gb/ Ex tD A21 IP68	Marking:	Ex eb II C Gb/ Ex tD A21 IP68



Thread øD1	mm	H mm	GL mm	mm	Beisit No. RAL7035●	Article No. RAL7035	Beisit No. RAL9005●	Article No. RAL9005
NCG-3/8"NPT	6-8	22	15	22	Ex-N3808	5.210.3801.1411	Ex-N3808B	5.210.3803.1411
NCG-1/2"NPT	6-12	27	13	24	Ex-N12612	5.210.1201.1411	Ex-N12612B	5.210.1203.1411
NCG-1/2"NPT/E	10-14	28	13	27	Ex-N1214	5.210.1231.1411	Ex-N1214B	5.210.1233.1411
NCG-3/4"NPT	13-18	31	14	33	Ex-N3418	5.210.3401.1411	Ex-N3418B	5.210.3403.1411
NCG-1"NPT	18-25	37	19	42	Ex-N10025	5.210.1001.1411	Ex-N10025B	5.210.1003.1411
NCG-1 1/4"NPT	18-25	39	16	42/46	Ex-N11425	5.210.5401.1411	Ex-N11425B	5.210.5403.1411
NCG-1 1/2"NPT	22-32	48	20	53	Ex-N11232	5.210.3201.1411	Ex-N11232B	5.210.3203.1411

专利产品 Patented product.



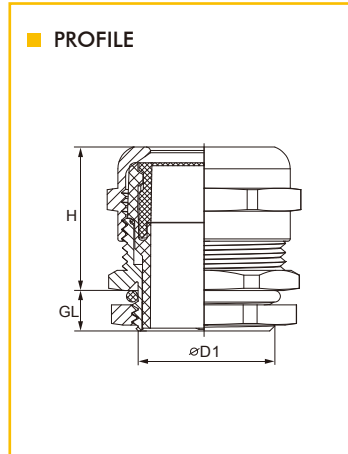
M型/M加长型增安金属电缆固定头

Metric Type/Metric Length Type Exe Metal Cable Glands



→ M/M-Length CNEx IECEx ATEX CE IP68 RoHS REACH

材料: 黄铜镀镍	Material: Nickel-Plated Brass
固定连接组件: 采用UL认可的尼龙材料	Fixture material: PA (NYLON), UL 94 V-2
防水圈: 硅橡胶	Seal: Silicone Rubber
O型圈: 硅橡胶	O Ring: Silicone Rubber
工作温度: -20~80°C	Working temperature: -20°C to 80°C
IECEX证书: IECEX CNEX 18.0027X	IECEX Certificate: IECEX CNEX 18.0027X
ATEX证书: Presafe 17 ATEX 10979X	ATEX Certificate: Presafe 17 ATEX 10979X
CCC证书: 2021122313114695	CCC Certificate: 2021122313114695
防爆合格证: CNEx 17.2577X	Conformity Certificate of Ex-proof: CNEx 17.2577X
阻燃等级: V2 (UL94)	Flammability rating: V2 (UL94)
防爆等级: Ex eb II C Gb/ Ex tD A21 IP68	Marking: Ex eb II C Gb/ Ex tD A21 IP68



Thread øD1	mm	H mm	GL mm	mm	Beisif No.	Article No.
MCG-M12 x 1.5	3-6.5	19	6.5	14	Ex-M1207BR	5.110.1201.1011
MCG-M16 x 1.5	4-8	21	6	17/19	Ex-M1608BR	5.110.1601.1011
MCG-M16 x 1.5	5-10	22	6	20	Ex-M1610BR	5.110.1631.1011
MCG-M20 x 1.5	6-12	23	6	22	Ex-M2012BR	5.110.2001.1011
MCG-M20 x 1.5	10-14	24	6	24	Ex-M2014BR	5.110.2031.1011
MCG-M25 x 1.5	13-18	25	7	30	Ex-M2518BR	5.110.2501.1011
MCG-M32 x 1.5	18-25	31	8	40	Ex-M3225BR	5.110.3201.1011
MCG-M40 x 1.5	22-32	37	8	50	Ex-M4032BR	5.110.4001.1011
MCG-M50 x 1.5	32-38	37	9	57	Ex-M5038BR	5.110.5001.1011
MCG-M63 x 1.5	37-44	38	10	64/68	Ex-M6344BR	5.110.6301.1011
MCG-M12 x 1.5	3-6.5	19	10	14	Ex-M1207BRL	5.110.1201.1111
MCG-M16 x 1.5	4-8	21	10	17/19	Ex-M1608BRL	5.110.1601.1111
MCG-M16 x 1.5	5-10	22	10	20	Ex-M1610BRL	5.110.1631.1111
MCG-M20 x 1.5	6-12	23	10	22	Ex-M2012BRL	5.110.2001.1111
MCG-M20 x 1.5	10-14	24	10	24	Ex-M2014BRL	5.110.2031.1111
MCG-M25 x 1.5	13-18	25	12	30	Ex-M2518BRL	5.110.2501.1111
MCG-M32 x 1.5	18-25	31	12	40	Ex-M3225BRL	5.110.3201.1111
MCG-M40 x 1.5	22-32	37	15	50	Ex-M4032BRL	5.110.4001.1111
MCG-M50 x 1.5	32-38	37	15	57	Ex-M5038BRL	5.110.5001.1111
MCG-M63 x 1.5	37-44	38	15	64/68	Ex-M6344BRL	5.110.6301.1111

专利产品 Patented product.



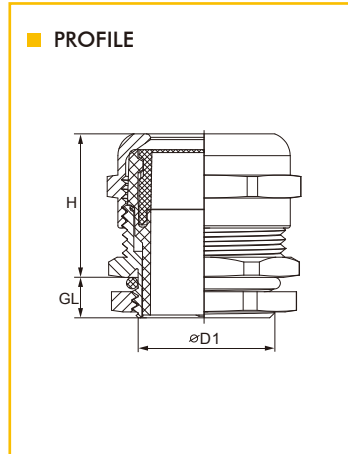
PG型/PG加长型增安金属电缆固定头

PG Type/PG-Length Type Exe Metal Cable Glands



→ PG/PG-Length CNEx IECEx ATEX CCC Ex CE IP68 RoHS REACH

材料: 黄铜镀镍	Material: Nickel-Plated Brass
固定连接组件: 采用UL认可的尼龙材料	Fixture material: PA (NYLON), UL 94 V-2
防水圈: 硅橡胶	Seal: Silicone Rubber
O型圈: 硅橡胶	O Ring: Silicone Rubber
工作温度: -20~80°C	Working temperature: -20 C to 80 C
IECEX证书: IECEX CNEX 18.0027X	IECEX Certificate: IECEX CNEX 18.0027X
ATEX证书: Presafe 17 ATEX 10979X	ATEX Certificate: Presafe 17 ATEX 10979X
CCC证书: 2021122313114695	CCC Certificate: 2021122313114695
防爆合格证: CNEx 17.2577X	Conformity Certificate of Ex-proof: CNEx 17.2577X
阻燃等级: V2 (UL94)	Flammability rating: V2 (UL94)
防爆等级: Ex eb II C Gb/ Ex tD A21 IP68	Marking: Ex eb II C Gb/ Ex tD A21 IP68



Thread øD1	mm	H mm	GL mm	mm	Beisit No.	Article No.
MCG-PG 7	3-6.5	19	5	14	Ex-P0707BR	5.110.0701.1211
MCG-PG 9	4-8	21	6	17	Ex-P0908BR	5.110.0901.1211
MCG-PG 11	5-10	22	6	20	Ex-P1110BR	5.110.1101.1211
MCG-PG 13.5	6-12	23	6.5	22	Ex-P13512BR	5.110.1301.1211
MCG-PG 16	10-14	24	6.5	24	Ex-P1614BR	5.110.1601.1211
MCG-PG 21	13-18	25	7	30	Ex-P2118BR	5.110.2101.1211
MCG-PG 29	18-25	31	8	40	Ex-P2925BR	5.110.2901.1211
MCG-PG 36	22-32	37	8	50	Ex-P3632BR	5.110.3601.1211
MCG-PG 42	32-38	37	9	57	Ex-P4238BR	5.110.4201.1211
MCG-PG 48	37-44	38	10	64	Ex-P4844BR	5.110.4801.1211
MCG-PG 7	3-6.5	19	10	14	Ex-P0707BRL	5.110.0701.1311
MCG-PG 9	4-8	21	10	17	Ex-P0908BRL	5.110.0901.1311
MCG-PG 11	5-10	22	10	20	Ex-P1110BRL	5.110.1101.1311
MCG-PG 13.5	6-12	23	10	22	Ex-P13512BRL	5.110.1301.1311
MCG-PG 16	10-14	24	10	24	Ex-P1614BRL	5.110.1601.1311
MCG-PG 21	13-18	25	12	30	Ex-P2118BRL	5.110.2101.1311
MCG-PG 29	18-25	31	12	40	Ex-P2925BRL	5.110.2901.1311
MCG-PG 36	22-32	37	15	50	Ex-P3632BRL	5.110.3601.1311
MCG-PG 42	32-38	37	15	57	Ex-P4238BRL	5.110.4201.1311
MCG-PG 48	37-44	38	15	64	Ex-P4844BRL	5.110.4801.1311

专利产品 Patented product.



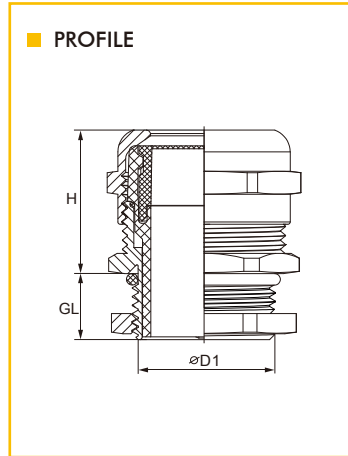
NPT型增安金属电缆固定头

NPT Type Exe Metal Cable Glands



→ NPT CNEx IECEX ATEX CCC Ex CE IP68 RoHS REACH

材料: 黄铜镀镍	Material: Nickel-Plated Brass
固定连接组件: 采用UL认可的尼龙材料	Fixture material: PA (NYLON), UL 94 V-2
防水圈: 硅橡胶	Seal: Silicone Rubber
O型圈: 硅橡胶	O Ring: Silicone Rubber
工作温度: -20~80°C	Working temperature: -20 C to 80 C
IECEX证书: IECEX CNEX 18.0027X	IECEX Certificate: IECEX CNEX 18.0027X
ATEX证书: Presafe 17 ATEX 10979X	ATEX Certificate: Presafe 17 ATEX 10979X
CCC证书: 2021122313114695	CCC Certificate: 2021122313114695
防爆合格证: CNEx 17.2577X	Conformity Certificate of Ex-proof: CNEx 17.2577X
阻燃等级: V2 (UL94)	Flammability rating: V2 (UL94)
防爆等级: Ex eb II C Gb/ Ex tD A21 IP68	Marking: Ex eb II C Gb/ Ex tD A21 IP68



Thread øD1	mm	H mm	GL mm	mm	Beisit No.	Article No.
MCG-3/8"NPT	4-8	21	15	17/19	Ex-N3808BR	5.110.3801.1411
MCG-1/2"NPT	6-12	23	13	22	Ex-N12612BR	5.110.1201.1411
MCG-1/2"NPT/E	10-14	24	13	24	Ex-N1214BR	5.110.1231.1411
MCG-3/4"NPT	13-18	25	13	30	Ex-N3418BR	5.110.3401.1411
MCG-1"NPT	18-25	31	15	40	Ex-N10025BR	5.110.1001.1411
MCG-1 1/4"NPT	18-25	31	17	44	Ex-N11425BR	5.110.5401.1411
MCG-1 1/2"NPT	22-32	37	20	50	Ex-N11232BR	5.110.3201.1411

专利产品 Patented product.



加强型M/M加长增安金属电缆固定头

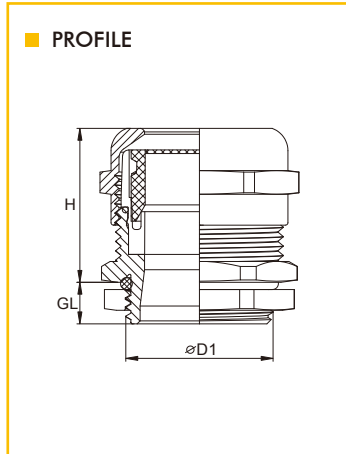
Metric Type/Metric-Length Type Exe Metal Cable Glands-Reinforced Type



→ M/M-Length CNEx IECEx ATEX CE IP68 RoHS REACH

材料: 黄铜镀镍
 固定连接组件: 采用UL认可的尼龙材料
 防水圈: 硅橡胶
 O型圈: 硅橡胶
 工作温度: -20~80°C
 IECEx证书: IECEx CNEX 18.0027X
 ATEX证书: Presafe 17 ATEX 10979X
 CCC证书: 2021122313114695
 防爆合格证: CNEx 17.2577X
 阻燃等级: V2 (UL94)
 防爆等级: Ex eb II C Gb/ Ex tD A21 IP68

Material: Nickel-Plated Brass
 Fixture material: PA (NYLON), UL 94 V-2
 Seal: Silicone Rubber
 O Ring: Silicone Rubber
 Working temperature: -20 C to 80 C
 IECEx Certificate: IECEx CNEX 18.0027X
 ATEX Certificate: Presafe 17 ATEX 10979X
 CCC Certificate: 2021122313114695
 Conformity Certificate of Ex-proof: CNEx 17.2577X
 Flammability rating: V2 (UL94)
 Marking: Ex eb II C Gb/ Ex tD A21 IP68



Thread øD1	mm	H mm	GL mm	 mm	Beisit No.	Article No.
MCG-M12 x 1.5	3-6.5	19	6.5	14	Ex-M1207BR-R	5.120.1201.1011
MCG-M16 x 1.5	4-8	21	6	17/19	Ex-M1608BR-R	5.120.1601.1011
MCG-M16 x 1.5	5-10	22	6	20	Ex-M1610BR-R	5.120.1631.1011
MCG-M20 x 1.5	6-12	23	6	22	Ex-M2012BR-R	5.120.2001.1011
MCG-M20 x 1.5	10-14	24	6	24	Ex-M2014BR-R	5.120.2031.1011
MCG-M25 x 1.5	13-18	25	7	30	Ex-M2518BR-R	5.120.2501.1011
MCG-M32 x 1.5	18-25	31	8	40	Ex-M3225BR-R	5.120.3201.1011
MCG-M40 x 1.5	22-32	37	8	50	Ex-M4032BR-R	5.120.4001.1011
MCG-M50 x 1.5	32-38	37	9	57	Ex-M5038BR-R	5.120.5001.1011
MCG-M63 x 1.5	37-44	38	10	64/68	Ex-M6344BR-R	5.120.6301.1011
MCG-M12 x 1.5	3-6.5	19	10	14	Ex-M1207BRL-R	5.120.1201.1111
MCG-M16 x 1.5	4-8	21	10	17/19	Ex-M1608BRL-R	5.120.1601.1111
MCG-M16 x 1.5	5-10	22	10	20	Ex-M1610BRL-R	5.120.1631.1111
MCG-M20 x 1.5	6-12	23	10	22	Ex-M2012BRL-R	5.120.2001.1111
MCG-M20 x 1.5	10-14	24	10	24	Ex-M2014BRL-R	5.120.2031.1111
MCG-M25 x 1.5	13-18	25	12	30	Ex-M2518BRL-R	5.120.2501.1111
MCG-M32 x 1.5	18-25	31	12	40	Ex-M3225BRL-R	5.120.3201.1111
MCG-M40 x 1.5	22-32	37	15	50	Ex-M4032BRL-R	5.120.4001.1111
MCG-M50 x 1.5	32-38	37	15	57	Ex-M5038BRL-R	5.120.5001.1111
MCG-M63 x 1.5	37-44	38	15	64/68	Ex-M6344BRL-R	5.120.6301.1111

专利产品 Patented product.



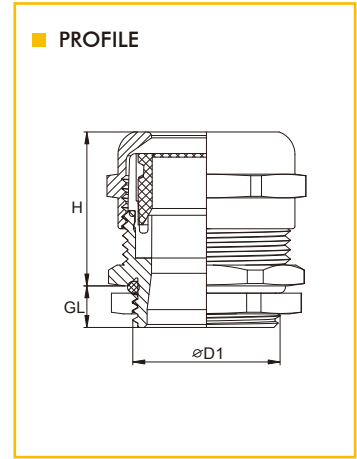
加强型PG/PG加长增安金属电缆固定头

PG/PG-Length Type Exe Metal Cable Glands-Reinforced Type



→ PG/PG-Length CNEX IECEX ATEX CCC Ex CE IP68 RoHS REACH

材料: 黄铜镀镍	Material: Nickel-Plated Brass
固定连接组件: 采用UL认可的尼龙材料	Fixture material: PA (NYLON), UL 94 V-2
防水圈: 硅橡胶	Seal: Silicone Rubber
O型圈: 硅橡胶	O Ring: Silicone Rubber
工作温度: -20~80°C	Working temperature: -20 C to 80 C
IECEX证书: IECEX CNEX 18.0027X	IECEX Certificate: IECEX CNEX 18.0027X
ATEX证书: Presafe 17 ATEX 10979X	ATEX Certificate: Presafe 17 ATEX 10979X
CCC证书: 2021122313114695	CCC Certificate: 2021122313114695
防爆合格证: CNEx 17.2577X	Conformity Certificate of Ex-proof: CNEx 17.2577X
阻燃等级: V2 (UL94)	Flammability rating: V2 (UL94)
防爆等级: Ex eb II C Gb/ Ex tD A21 IP68	Marking: Ex eb II C Gb/ Ex tD A21 IP68



Thread øD1	mm	H mm	GL mm	mm	Beisit No.	Article No.
MCG-PG 7	3-6.5	19	5	14	Ex-P0707BR-R	5.120.0701.1211
MCG-PG 9	4-8	21	6	17	Ex-P0908BR-R	5.120.0901.1211
MCG-PG 11	5-10	22	6	20	Ex-P1110BR-R	5.120.1101.1211
MCG-PG 13.5	6-12	23	6.5	22	Ex-P13512BR-R	5.120.1301.1211
MCG-PG 16	10-14	24	6.5	24	Ex-P1614BR-R	5.120.1601.1211
MCG-PG 21	13-18	25	7	30	Ex-P2118BR-R	5.120.2101.1211
MCG-PG 29	18-25	31	8	40	Ex-P2925BR-R	5.120.2901.1211
MCG-PG 36	22-32	37	8	50	Ex-P3632BR-R	5.120.3601.1211
MCG-PG 42	32-38	37	9	57	Ex-P4238BR-R	5.120.4201.1211
MCG-PG 48	37-44	38	10	64	Ex-P4844BR-R	5.120.4801.1211
MCG-PG 7	3-6.5	19	10	14	Ex-P0707BRL-R	5.120.0701.1311
MCG-PG 9	4-8	21	10	17	Ex-P0908BRL-R	5.120.0901.1311
MCG-PG 11	5-10	22	10	20	Ex-P1110BRL-R	5.120.1101.1311
MCG-PG 13.5	6-12	23	10	22	Ex-P13512BRL-R	5.120.1301.1311
MCG-PG 16	10-14	24	10	24	Ex-P1614BRL-R	5.120.1601.1311
MCG-PG 21	13-18	25	12	30	Ex-P2118BRL-R	5.120.2101.1311
MCG-PG 29	18-25	31	12	40	Ex-P2925BRL-R	5.120.2901.1311
MCG-PG 36	22-32	37	15	50	Ex-P3632BRL-R	5.120.3601.1311
MCG-PG 42	32-38	37	15	57	Ex-P4238BRL-R	5.120.4201.1311
MCG-PG 48	37-44	38	15	64	Ex-P4844BRL-R	5.120.4801.1311

专利产品 Patented product.



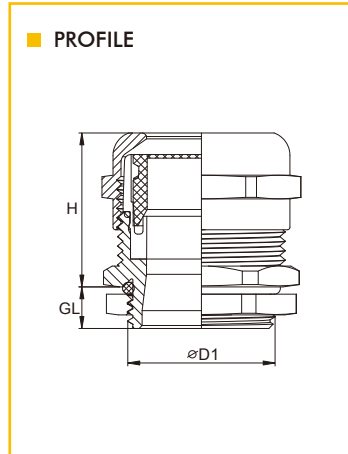
加强型NPT增安金属电缆固定头

NPT Type Exe Metal Cable Glands-Reinforced Type



→ NPT CNEx IECEX ATEX CCC Ex CE IP68 RoHS REACH

材料: 黄铜镀镍	Material: Nickel-Plated Brass
固定连接组件: 采用UL认可的尼龙材料	Fixture material: PA (NYLON), UL 94 V-2
防水圈: 硅橡胶	Seal: Silicone Rubber
O型圈: 硅橡胶	O Ring: Silicone Rubber
工作温度: -20~80°C	Working temperature: -20°C to 80°C
IECEX证书: IECEX CNEX 18.0027X	IECEX Certificate: IECEX CNEX 18.0027X
ATEX证书: Presafe 17 ATEX 10979X	ATEX Certificate: Presafe 17 ATEX 10979X
CCC证书: 2021122313114695	CCC Certificate: 2021122313114695
防爆合格证: CNEx 17.2577X	Conformity Certificate of Ex-proof: CNEx 17.2577X
阻燃等级: V2 (UL94)	Flammability rating: V2 (UL94)
防爆等级: Ex eb II C Gb/ Ex tD A21 IP68	Marking: Ex eb II C Gb/ Ex tD A21 IP68



Thread øD1	mm	H mm	GL mm	mm	Beisit No.	Article No.
MCG-3/8"NPT	4-8	21	15	17/19	Ex-N3808BR-R	5.120.3801.4411
MCG-1/2"NPT	6-12	23	13	22	Ex-N12612BR-R	5.120.1201.4411
MCG-1/2"NPT/E	10-14	24	13	24	Ex-N1214BR-R	5.120.1201.1411
MCG-3/4"NPT	13-18	25	13	30	Ex-N3418BR-R	5.120.3401.1411
MCG-1"NPT	18-25	31	15	40	Ex-N10025BR-R	5.120.1001.1411
MCG-1 1/4"NPT	18-25	31	17	44	Ex-N11425BR-R	5.120.5401.1411
MCG-1 1/2"NPT	22-32	37	20	50	Ex-N11232BR-R	5.120.3201.1411

专利产品 Patented product.



尼龙六角螺母

Nylon LockNuts

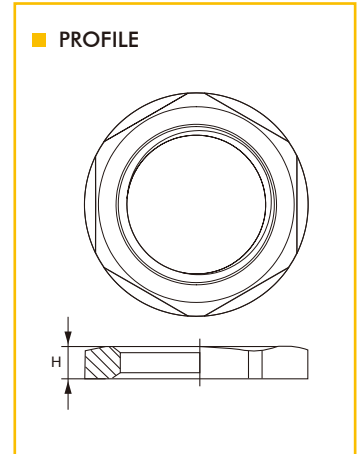


→ M/PG/NPT/G(PF)



材料: 采用UL认可的尼龙材料
 工作温度: -40°C至100°C
 颜色种类: 灰色、黑色,
 其他颜色可定做
 材料种类: V0或F1可定做

Material: PA (NYLON), UL 94 V-2
 Working temperature: -40°C to 100°C
 Color: Grey(RAL7035), Black(RAL9005),
 other colors customized.
 Material options: V0, or F1 can be offered upon request.



Thread øD1	H mm	 mm	Beisit No. RAL7035 ◦	Article No. RAL7035	Beisit No. RAL9005 ◦	Article No. RAL9005
M12 x 1.5	5	17	M12-LN	2.270.1201.01	M12-LNB	2.270.1203.01
M16 x 1.5	5	22	M16-LN	2.270.1601.01	M16-LNB	2.270.1603.01
M20 x 1.5	5.7	27	M20-LN	2.270.2001.01	M20-LNB	2.270.2003.01
M24 x 1.5	6	30	M24-LN	2.270.2401.01	M24-LNB	2.270.2403.01
M25 x 1.5	6	32	M25-LN	2.270.2501.01	M25-LNB	2.270.2503.01
M32 x 1.5	7	41	M32-LN	2.270.3201.01	M32-LNB	2.270.3203.01
M40 x 1.5	7	50	M40-LN	2.270.4001.01	M40-LNB	2.270.4003.01
M50 x 1.5	8.5	60	M50-LN	2.270.5001.01	M50-LNB	2.270.5003.01
M63 x 1.5	8	75	M63-LN	2.270.6301.01	M63-LNB	2.270.6303.01
M75 x 2	10	86	M75-LN	2.270.7501.01	M75-LNB	2.270.7503.01
PG 7	5	19	P07-LN	2.270.0701.03	P07-LNB	2.270.0703.03
PG 9	5	22	P09-LN	2.270.0901.03	P09-LNB	2.270.0903.03
PG 11	5	24	P11-LN	2.270.1101.03	P11-LNB	2.270.1103.03
PG 13.5	5.7	27	P13-LN	2.270.1301.03	P13-LNB	2.270.1303.03
PG 16	5.7	30	P16-LN	2.270.1601.03	P16-LNB	2.270.1603.03
PG 19	6	30	P19-LN	2.270.2401.01	P19-LNB	2.270.2403.01
PG 21	6	36	P21-LN	2.270.2101.03	P21-LNB	2.270.2103.03
PG 29	7	46	P29-LN	2.270.2901.03	P29-LNB	2.270.2903.03
PG 36	7.6	60	P36-LN	2.270.3601.03	P36-LNB	2.270.3603.03
PG 42	8	65	P42-LN	2.270.4201.03	P42-LNB	2.270.4203.03
PG 48	7.8	70	P48-LN	2.270.4801.03	P48-LNB	2.270.4803.03
1/4"NPT	5.5	19	N14-LN	2.270.1401.06	N14-LNB	2.270.1403.06
3/8"NPT	6.8	24	N38-LN	2.270.3801.06	N38-LNB	2.270.3803.06
1/2"NPT	6	27	N12-LN	2.270.1201.06	N12-LNB	2.270.1203.06
3/4"NPT	6.5	32	N34-LN	2.270.3401.06	N34-LNB	2.270.3403.06
1"NPT	7	41	N100-LN	2.270.1001.06	N100-LNB	2.270.1003.06
1 1/4"NPT	7	50	N114-LN	2.270.5401.06	N114-LNB	2.270.5403.06
1 1/2"NPT	7.6	60	N112-LN	2.270.3201.06	N112-LNB	2.270.3203.06
2"NPT	9	70	N200-LN	2.270.2001.06	N200-LNB	2.270.2003.06



金属六角螺母

Metal LockNuts



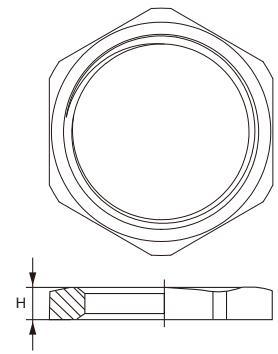
→ M/PG/G(PF)



材料: 黄铜镀镍
工作温度: -60°C至200°C

Material: Nickel-plated brass
Working temperature: -60°C to 200°C

PROFILE



Thread	H mm	mm	Beisit No.	Article No.
M12 x 1.5	2.6	15	M 12BR-LN	2.170.1201.01
M16 x 1.5	2.8	19	M 16BR-LN	2.170.1601.01
M20 x 1.5	3.0	23	M 20BR-LN	2.170.2001.01
M25 x 1.5	3.5	29	M 25BR-LN	2.170.2501.01
M32 x 1.5	4	36	M 32BR-LN	2.170.3201.01
M40 x 1.5	4.5	45	M 40BR-LN	2.170.4001.01
M50 x 1.5	5.5	55	M 50BR-LN	2.170.5001.01
M63 x 1.5	6	70	M 63BR-LN	2.170.6301.01
PG 7	2.7	15	P07BR-LN	2.170.0701.03
PG 9	3	18	P09BR-LN	2.170.0901.03
PG 11	3	21	P11BR-LN	2.170.1101.03
PG 13.5	3	23	P13BR-LN	2.170.1301.03
PG 16	3	26	P16BR-LN	2.170.1601.03
PG 21	3.5	32	P21BR-LN	2.170.2101.03
PG 29	4	41	P29BR-LN	2.170.2901.03
PG 36	5	51	P36BR-LN	2.170.3601.03
PG 42	5	60	P42BR-LN	2.170.4201.03
PG 48	5.5	64	P48BR-LN	2.170.4801.03
G(PF)1/4"	4	17	G14BR-LN	2.170.1401.05
G(PF)3/8"	4.5	19	G38BR-LN	2.170.3801.05
G(PF)1/2"	5	24	G12BR-LN	2.170.1201.05
G(PF)3/4"	5	30	G34BR-LN	2.170.3401.05
G(PF)1"	6	40	G100BR-LN	2.170.1001.05
G(PF)1 1/4"	6	50	G114BR-LN	2.170.5401.05
G(PF)1 1/2"	6	57	G112BR-LN	2.170.3201.05
G(PF)2"	6	64	G200BR-LN	2.170.2001.05



带齿金属六角螺母

Serrated Metal Lock Nut



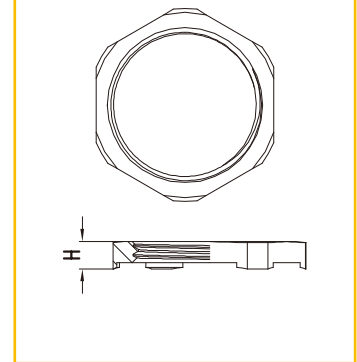
→ M/PG



材料: 黄铜镀镍
 工作温度: -60°C至200°C
 可选材料: 黄铜、不锈钢

Material: Nickel-plated brass
 Working temperature: -60°C to 200°C
 Material options: Brass, stainless steel

■ PROFILE



Thread ØD1	H mm	 mm	Beisit No.	Article No.
M12x1.5	3.1	15	M12BR-LN	0.000.0000.00
M16x1.5	3.4	19	M16BR-LN	0.000.0000.00
M20x1.5	3.7	23	M20BR-LN	0.000.0000.00
M25x1.5	4.5	29	M25BR-LN	0.000.0000.00
M32x1.5	5.0	36	M32BR-LN	0.000.0000.00
M40x1.5	5.5	45	M40BR-LN	0.000.0000.00
M50x1.5	6.5	55	M50BR-LN	0.000.0000.00
M63x1.5	7.0	70	M63BR-LN	0.000.0000.00
M75x1.5	10.0	90	M75BR-LN	0.000.0000.00
M80x2.0	14.0	96	M80BR-LN	0.000.0000.00
M90x2.0	14.0	108	M90BR-LN	0.000.0000.00
M100x2.0	14.0	123	M100BR-LN	0.000.0000.00
PG7	2.6	15	P07BR-LN	0.000.0000.00
PG9	3.7	18	P09BR-LN	0.000.0000.00
PG11	3.7	21	P11BR-LN	0.000.0000.00
PG13.5	3.7	23	P13BR-LN	0.000.0000.00
PG16	3.7	26	P16BR-LN	0.000.0000.00
PG21	4.5	32	P21BR-LN	0.000.0000.00
PG29	5.0	41	P29BR-LN	0.000.0000.00
PG36	6.0	51	P36BR-LN	0.000.0000.00
PG42	6.0	60	P42BR-LN	0.000.0000.00
PG48	6.5	64	P48BR-LN	0.000.0000.00

备注: 实物尺寸会根据实际情况稍作调整 Remarks: The actual size will be slightly adjusted according to the actual situation.

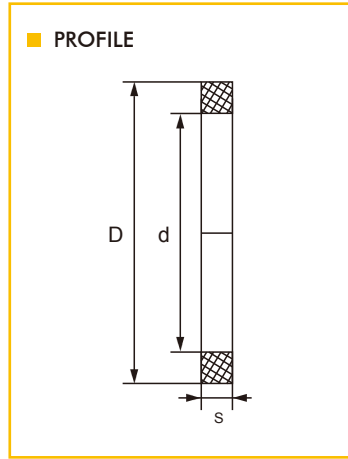


→ M/NPT

CE RoHS REACH


材料: 高稳定性尼龙材料
工作温度: -180°C至260°C
颜色种类: 白色

Material: High stability nylon material
Working temperature: -180°C to 260°C
Color: White



Thread $\varnothing D1$	d mm	D mm	s mm	Beisit No.	Article No.
M16x1.5	15.4	23.0	2.0	M16PT-W	01.0605.016015.023
M20x1.5	19.4	24.0	2.0	M20SPT-W	01.0605.020019.024
M20x1.5	19.4	26.5	2.0	M20BPT-W	01.0605.020019.027
M25x1.5	24.4	35.0	2.0	M25PT-W	01.0605.025024.035
M32x1.5	31.4	42.0	2.0	M32PT-W	01.0605.032031.042
M40x1.5	39.4	49.0	2.0	M40PT-W	01.0605.040039.049
M50x1.5	49.4	54.0	2.0	M50SPT-W	01.0605.050049.054
M50x1.5	49.4	59.0	2.0	M50BPT-W	01.0605.050049.059
M63x1.5	62.4	74.0	2.0	M63PT-W	01.0605.063062.074
M75x1.5	74.4	89.0	2.0	M75PT-W	01.0605.075074.089
M80x2.0	79.4	95.0	2.0	M80PT-W	01.0605.080079.095
M90x2.0	89.4	107.0	2.0	M90PT-W	01.0605.090089.107
M100x2.0	99.4	122.0	2.0	M100PT-W	01.0605.100099.122
1/2"NPT	20.7	24.0	2.0	N12SPT-W	01.0605.012020.024
1/2"NPT	20.7	27.0	2.0	N12BPT-W	01.0605.012020.027
3/4"NPT	26.1	27.0	2.0	N34SPT-W	01.0605.034026.027
3/4"NPT	26.1	36.0	2.0	N34BPT-W	01.0605.034026.036
1"NPT	32.8	36.0	2.0	N100SPT-W	01.0605.010033.036
1"NPT	32.8	43.0	2.0	N100BPT-W	01.0605.010033.043
1 1/4"NPT	41.6	43.0	2.0	N114SPT-W	01.0605.054042.043
1 1/4"NPT	41.6	50.0	2.0	N114BPT-W	01.0605.054042.050
1 1/2"NPT	47.7	50.0	2.0	N112PT-W	01.0605.032048.050
2"NPT	59.7	70.0	2.0	N200PT-W	01.0605.020060.070
2 1/2"NPT	72.4	80.0	2.0	N212PT-W	01.0605.052072.080
3"NPT	88.3	96.0	2.0	N300PT-W	01.0605.030088.096
3 1/2"NPT	101.0	108.0	2.0	N312SPT-W	01.0605.072101.108
3 1/2"NPT	101.0	123.0	2.0	N312BPT-W	01.0605.072101.123
4"NPT	113.1	123.0	2.0	N400PT-W	01.0605.040113.123

备注: 实物尺寸会根据实际情况稍作调整 Remarks: The actual size will be slightly adjusted according to the actual situation.



硅胶垫片

Silicone Rubber Gasket



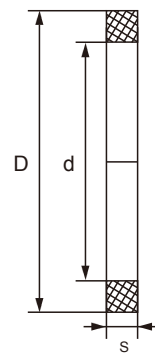
→ M/PG/NPT



材料: 硅橡胶
 工作温度: -60°C至130°C
 颜色种类: 白色

Material: Silicone rubber
 Working temperature: -60°C to 130°C
 Color: White

PROFILE



Thread ØD1	d mm	D mm	s mm	Beisit No.	Article No.
M12x1.5	10.2	15	1.8	M12SI-W	2.761.1210.15
M16x1.5	14	22	1.8	M16SI-W	2.761.1614.99
M20x1.5	18	24	1.8	M20SI-W	2.761.2018.99
M25x1.5	23	33	1.8	M25SI-W	2.761.2523.99
M32x1.5	30	42	1.8	M32SI-W	2.761.3230.99
M40x1.5	38	53	1.8	M40SI-W	2.761.4038.99
M50x1.5	48	60	1.8	M50SI-W	2.761.5048.99
M63x1.5	61	68	1.8	M63SI-W	2.761.6361.99
M75x1.5	71.8	82	2.5	M75SI-W	2.761.7572.99
PG7	11.1	15	1.8	P07SI-W	2.761.0711.99
PG9	14	22	1.8	P09SI-W	2.761.0914.99
PG11	16.8	22	1.8	P11SI-W	2.761.1117.99
PG13.5	19	24	1.7	P13SI-W	2.761.1319.99
PG16	21	27	1.8	P16SI-W	2.761.1621.27
PG21	26.6	33	1.8	P21SI-W	2.761.2127.33
PG29	35.3	42	1.8	P29SI-W	2.761.2935.99
PG36	44.8	53	1.8	P36SI-W	2.761.3645.99
PG42	51.8	60	1.8	P42SI-W	2.761.4252.99
PG48	57	65	1.8	P48SI-W	2.761.4857.99
3/8"NPT	14	22	1.8	N38SI-W	2.761.3814.99
1/2"NPT	18	24	1.8	N12SI-W	2.761.1218.99
3/4"NPT	23	33	1.8	N34SI-W	2.761.3423.99
1"NPT	30	42	1.8	N100SI-W	2.761.1030.99
1 1/4"NPT	38	53	1.8	N114SI-W	2.761.5438.99
1 1/2"NPT	44.8	53	1.8	N112SI-W	2.761.3245.99

备注: 实物尺寸会根据实际情况稍作调整 Remarks: The actual size will be slightly adjusted according to the actual situation.



无石棉垫片

Non-asbestos Fiber Gasket



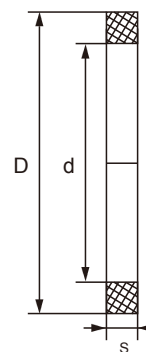
→ M/NPT



材料: 无石棉纤维材料
工作温度: -65°C至280°C

Material: Non-asbestos fiber material
Working temperature: -65°C to 280°C

■ PROFILE



Thread ØD1	d mm	D mm	s mm	Beisit No.	Article No.
M16x1.5	15.4	23.0	2.0	M16F-W	01.0805.016015.023
M20x1.5	19.4	24.0	2.0	M20SF-W	01.0805.020019.024
M20x1.5	19.4	26.5	2.0	M20BF-W	01.0805.020019.027
M25x1.5	24.4	35.0	2.0	M25F-W	01.0805.025024.035
M32x1.5	31.4	42.0	2.0	M32F-W	01.0805.032031.042
M40x1.5	39.4	49.0	2.0	M40F-W	01.0805.040039.049
M50x1.5	49.4	54.0	2.0	M50SF-W	01.0805.050049.054
M50x1.5	49.4	59.0	2.0	M50BF-W	01.0805.050049.059
M63x1.5	62.4	74.0	2.0	M63F-W	01.0805.063062.074
M75x1.5	74.4	89.0	2.0	M75F-W	01.0805.075074.089
M80x2.0	79.4	95.0	2.0	M80F-W	01.0805.080079.095
M90x2.0	89.4	107.0	2.0	M90F-W	01.0805.090089.107
M100x2.0	99.4	122.0	2.0	M100F-W	01.0805.100099.122
1/2"NPT	20.7	24.0	2.0	N12SF-W	01.0805.012020.024
1/2"NPT	20.7	27.0	2.0	N12BF-W	01.0805.012020.027
3/4"NPT	26.1	27.0	2.0	N34SF-W	01.0805.034026.027
3/4"NPT	26.1	36.0	2.0	N34BF-W	01.0805.034026.036
1"NPT	32.8	36.0	2.0	N100SF-W	01.0805.010033.036
1"NPT	32.8	43.0	2.0	N100BF-W	01.0805.010033.043
1 1/4"NPT	41.6	43.0	2.0	N114SF-W	01.0805.054042.043
1 1/4"NPT	41.6	50.0	2.0	N114BF-W	01.0805.054042.050
1 1/2"NPT	47.7	50.0	2.0	N112F-W	01.0805.032048.050
2"NPT	59.7	70.0	2.0	N200F-W	01.0805.020060.070
2 1/2"NPT	72.4	80.0	2.0	N212F-W	01.0805.052072.080
3"NPT	88.3	96.0	2.0	N300F-W	01.0805.030088.096
3 1/2"NPT	101.0	108.0	2.0	N312SF-W	01.0805.072101.108
3 1/2"NPT	101.0	123.0	2.0	N312BF-W	01.0805.072101.123
4"NPT	113.1	123.0	2.0	N400F-W	01.0805.040113.123

备注: 实物尺寸会根据实际情况稍作调整 Remarks: The actual size will be slightly adjusted according to the actual situation.



防震垫片

Anti-vibration Gasket

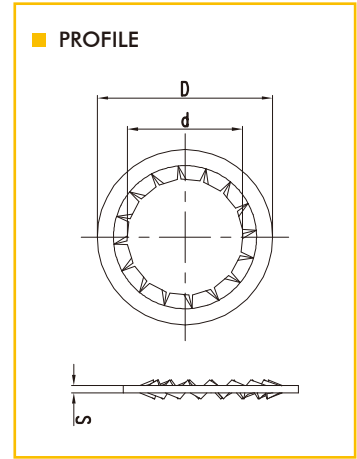


→ M/NPT



材料: 不锈钢
工作温度: -70°C至200°C

Material: Stainless steel
Working temperature: -70°C to 200°C



Thread ØD1	d mm	D mm	s mm	Beisit No.	Article No. ERP no. 304	Article No. ERP no. 316
M16x1.5	16.0	24.0	1.2	M16SS-SW	01.0328.016016.024	01.0428.016016.024
M20x1.5	20.0	30.0	1.5	M20SS-SW	01.0328.020020.030	01.0428.020020.030
M25x1.5	25.0	36.0	1.5	M25SS-SW	01.0328.025025.036	01.0428.025025.036
M32x1.5	32.0	43.0	1.5	M32SS-SW	01.0328.032032.043	01.0428.032032.043
M40x1.5	40.0	50.0	1.5	M40SS-SW	01.0328.040040.050	01.0428.040040.050
M50x1.5	50.0	60.0	1.5	M50SS-SW	01.0328.050050.060	01.0428.050050.060
M63x1.5	63.0	75.0	1.5	M63SS-SW	01.0328.063063.075	01.0428.063063.075
M75x1.5	75.0	90.0	1.5	M75SS-SW	01.0328.075075.090	01.0428.075075.090
M80x2.0	80.0	96.0	1.5	M80SS-SW	01.0328.080080.096	01.0428.080080.096
M90x2.0	90.0	108.0	1.5	M90SS-SW	01.0328.090090.108	01.0428.090090.108
M100x2.0	100.0	123.0	1.5	M100SS-SW	01.0328.100100.123	01.0428.100100.123
1/2"NPT	22.0	30.0	1.5	N12SS-SW	01.0328.012022.030	01.0428.012022.030
3/4"NPT	27.0	36.0	1.5	N34SS-SW	01.0328.034027.036	01.0428.034027.036
1"NPT	33.0	43.0	1.5	N100SS-SW	01.0328.010033.043	01.0428.010033.043
1 1/4"NPT	43.0	55.0	1.5	N114SS-SW	01.0328.054043.055	01.0428.054043.055
1 1/2"NPT	49.0	60.0	1.5	N112SS-SW	01.0328.032049.060	01.0428.032049.060
2"NPT	61.0	75.0	1.5	N200SS-SW	01.0328.020061.075	01.0428.020061.075
2 1/2"NPT	74.0	90.0	1.5	N212SS-SW	01.0328.052074.090	01.0428.052074.090
3"NPT	89.0	100.0	1.5	N300SS-SW	01.0328.030089.100	01.0428.030089.100
3 1/2"NPT	102.0	123.0	1.5	N312SS-SW	01.0328.072102.123	01.0428.072102.123
4"NPT	114.0	130.0	1.5	N400SS-SW	01.0328.040114.130	01.0428.040114.130

备注: 实物尺寸会根据实际情况稍作调整 Remarks: The actual size will be slightly adjusted according to the actual situation.



接地片
Earth tags



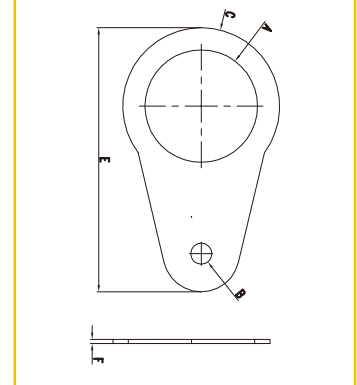
→ M/NPT



材料: 黄铜
工作温度: -70°C至150°C
可选材料: 黄铜、不锈钢

Material: Brass
Working temperature: -70°C to 150°C
Material Options: Brass, stainless steel

■ PROFILE



Thread ØD1	Inner hole A	Thread hole B	Outer diameter C	Length E	Thickness F	Beisit No.	Article No. ERP no. HPb59-1	Article No. ERP no. 304
M16x1.5	16.0	6.5	25.0	50.3	1.0	M16BR-ET	01.0129.016025.053	01.0329.016025.053
M20x1.5	20.0	6.5	27.0	52.3	1.0	M20BR-ET	01.0129.020027.052	01.0329.020027.052
M25x1.5	25.0	6.5	35.0	59.2	1.0	M25BR-ET	01.0129.025035.059	01.0329.025035.059
M32x1.5	32.0	12.5	45.0	77.0	1.2	M32BR-ET	01.0129.032045.077	01.0329.032045.077
M40x1.5	40.0	12.5	54.0	88.6	1.2	M40BR-ET	01.0129.040054.089	01.0329.040054.089
M50x1.5	50.0	12.5	65.0	111.3	1.2	M50BR-ET	01.0129.050065.111	01.0329.050065.111
M63x1.5	63.0	12.5	83.0	128.8	1.2	M63BR-ET	01.0129.063083.129	01.0329.063083.129
M75x1.5	75.0	12.5	96.0	141.5	1.2	M75BR-ET	01.0129.075096.142	01.0329.075096.142
M80x2.0	80.0	12.5	102.0	150.0	1.2	M80BR-ET	01.0129.080102.150	01.0329.080102.150
M90x2.0	90.0	12.5	114.0	161.0	1.2	M90BR-ET	01.0129.090114.161	01.0329.090114.161
M100x2.0	100.0	12.5	125.0	194.8	1.2	M100BR-ET	01.0129.100125.195	01.0329.100125.195
1/2"NPT	22.0	6.5	27.0	52.8	1.0	N12BR-ET	01.0129.022027.053	01.0329.022027.053
3/4"NPT	27.0	6.5	35.0	59.2	1.0	N34BR-ET	01.0129.027035.059	01.0329.027035.059
1"NPT	33.0	6.5	45.0	77.0	1.0	N100BR-ET	01.0129.033045.077	01.0329.033045.077
1 1/4"NPT	43.0	12.5	54.0	88.6	1.2	N114BR-ET	01.0129.043054.089	01.0329.043054.089
1 1/2"NPT	49.0	12.5	65.0	111.3	1.2	N112BR-ET	01.0129.049065.111	01.0329.049065.111
2"NPT	61.0	12.5	83.0	128.8	1.2	N200BR-ET	01.0129.061083.129	01.0329.061083.129
2 1/2"NPT	74.0	12.5	96.0	141.5	1.2	N212BR-ET	01.0129.074096.142	01.0329.074096.142
3"NPT	89.0	12.5	114.0	161.0	1.2	N300BR-ET	01.0129.089114.161	01.0329.089114.161
3 1/2"NPT	102.0	12.5	125.0	194.8	1.2	N312BR-ET	01.0129.102125.195	01.0329.102125.195
4"NPT	114.0	12.5	140.0	207.0	1.2	N400BR-ET	01.0129.114140.207	01.0329.114140.207

备注: 实物尺寸会根据实际情况稍作调整 Remarks: The actual size will be slightly adjusted according to the actual situation.

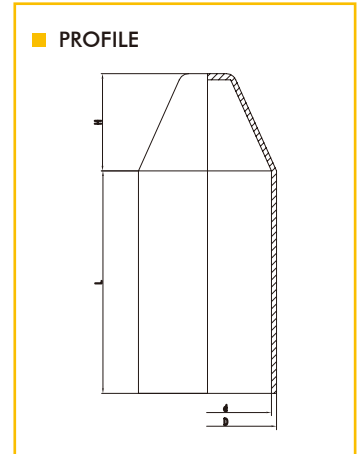


护套
Sheath



材料: PVC
工作温度: -60°C至90°C
可选材料: EPDM、阻燃EPDM

Material: PVC
Working temperature: -60°C to 90°C
Material Options: EPDM, Flame retardant EPDM



Thread ØD1	Inner hole d	Outer diameter D	Straight height L	Conical height H	Beisit No.	Article No.
φ29.5	29.5	33.5	69	38	φ29.5PVC-PB	01.0930.030034.069
φ32.5	32.5	36.5	68	45	φ32.5PVC-PB	01.0930.033037.068
φ41.5	41.5	45.5	84	45	φ41.5PVC-PB	01.0930.042046.084
φ50.0	50	54	87	38	φ50.0PVC-PB	01.0930.050054.087
φ59.5	59.5	63.5	90	38	φ59.5PVC-PB	01.0930.060064.090
φ69.5	69.5	73.5	100	42	φ69.5PVC-PB	01.0930.070074.100
φ87.5	87.5	91.5	103	42	φ87.5PVC-PB	01.0930.088092.103
φ103.5	103.5	107.5	105	42	φ103.5PVC-PB	01.0930.104108.105
φ113.5	113.5	117.5	123	50	φ113.5PVC-PB	01.0930.114118.123
φ123.5	123.5	127.5	124	59	φ123.5PVC-PB	01.0930.124128.124
φ139.2	139.2	143.2	140	60	φ139.2PVC-PB	01.0930.139143.140

备注: 实物尺寸会根据实际情况稍作调整 Remarks: The actual size will be slightly adjusted according to the actual situation.



防爆圆形堵塞件

Ex Nylon Screw Plugs



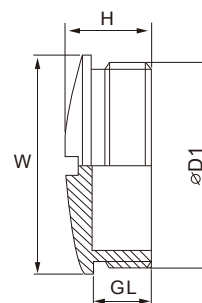
→ M/PG

CNEx IECEx ATEX CCC Ex CE IP68 RoHS REACH

材料: 采用UL认可的尼龙材料
 O型圈: 硅橡胶
 工作温度: -20~80°C
 IECEx证书: IECEx CNEX 18.0026U
 ATEX证书: Presafe 17 ATEX 10978X
 CCC证书: 2021122313114694
 防爆合格证: CNEx 17.2578X
 阻燃等级: V2 (UL94)
 防爆等级: Ex eb II C Gb/ Ex tD A21 IP68

Material: PA (NYLON), UL 94 V-2
 O Ring: Silicone Rubber
 Working temperature: -20°C to 80°C
 ECEX Certificate: IECEx CNEX 18.0026U
 ATEX Certificate: Presafe 17 ATEX 10978X
 CCC Certificate: 2021122313114694
 Conformity Certificate of Ex-proof: CNEx 17.2578X
 Flammability rating: V2 (UL94)
 Marking: Ex eb II C Gb/ Ex tD A21 IP68

PROFILE



Thread øD1	GL mm	H mm	W mm	Beisit No. RAL7035●	Article No. RAL7035	Beisit No. RAL9005●	Article No. RAL9005
NSP-M12 x 1.5	8.5	12.5	15	Ex-SPM1209	5.284.1201.4031	Ex-SPM1209B	5.284.1203.4031
NSP-M16 x 1.5	8.5	13	19	Ex-SPM1609	5.284.1601.4031	Ex-SPM1609B	5.284.1603.4031
NSP-M20 x 1.5	9	13	25	Ex-SPM2009	5.284.2001.4031	Ex-SPM2009B	5.284.2003.4031
NSP-M25 x 1.5	10.5	15.5	30	Ex-SPM2511	5.284.2501.4031	Ex-SPM2511B	5.284.2503.4031
NSP-M32 x 1.5	10.5	16	38	Ex-SPM3211	5.284.3201.4031	Ex-SPM3211B	5.284.3203.4031
NSP-M40 x 1.5	11.5	16	46	Ex-SPM4012	5.284.4001.4031	Ex-SPM4012B	5.284.4003.4031
NSP-M50 x 1.5	13.5	18	56	Ex-SPM5014	5.284.5001.4031	Ex-SPM5014B	5.284.5003.4031
NSP-M63 x 1.5	14	19	68	Ex-SPM6314	5.284.6301.4031	Ex-SPM6314B	5.284.6303.4031
NSP-PG 7	8.5	12.5	15	Ex-SPP0709	5.284.0701.4231	Ex-SPP0709B	5.284.0703.4231
NSP-PG 9	8.5	13	19	Ex-SPP0909	5.284.0901.4231	Ex-SPP0909B	5.284.0903.4231
NSP-PG 11	9	13	22	Ex-SPP1109	5.284.1101.4231	Ex-SPP1109B	5.284.1103.4231
NSP-PG 13.5	9	13	25	Ex-SPP1309	5.284.1301.4231	Ex-SPP1309B	5.284.1303.4231
NSP-PG 16	10.5	15	27	Ex-SPP1611	5.284.1601.4231	Ex-SPP1611B	5.284.1603.4231
NSP-PG 21	10.5	15.5	33	Ex-SPP2111	5.284.2101.4231	Ex-SPP2111B	5.284.2103.4231
NSP-PG 29	11.5	16	44	Ex-SPP2912	5.284.2901.4231	Ex-SPP2912B	5.284.2903.4231
NSP-PG 36	13.5	18	55	Ex-SPP3614	5.284.3601.4231	Ex-SPP3614B	5.284.3603.4231
NSP-PG 42	13.5	18.5	62	Ex-SPP4214	5.284.4201.4231	Ex-SPP4214B	5.284.4203.4231
NSP-PG 48	14.5	19.5	68	Ex-SPP4815	5.284.4801.4231	Ex-SPP4815B	5.284.4803.4231



防爆金属圆形堵塞件

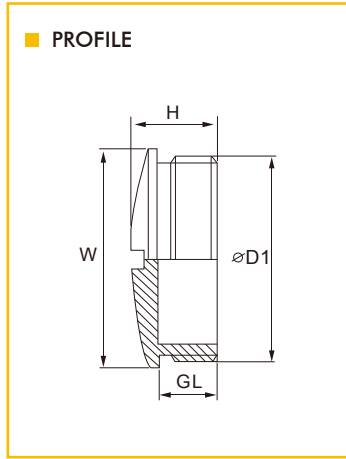
Ex Round Metal Screw Plugs



→ M/PG CNEx IECEX ATEX CCC Ex CE IP68 RoHS REACH

材料: 镀镍黄铜
 O型圈: 硅橡胶
 工作温度: -30~80°C
 IECEx证书: IECEx CNEX 18.0026U
 ATEX证书: Presafe 17 ATEX 10978X
 CCC证书: 2021122313114694
 防爆合格证: CNEx 17.2578X
 阻燃等级: V2 (UL94)
 防爆等级: Ex eb II C Gb/ Ex tD A21 IP68

Material: Nickel-Plated Brass
 O Ring: Silicone Rubber
 Working temperature: -30°C to 80°C
 ECEX Certificate: IECEx CNEX 18.0026U
 ATEX Certificate: Presafe 17 ATEX 10978X
 CCC Certificate: 2021122313114694
 Conformity Certificate of Ex-proof: CNEx 17.2578X
 Flammability rating: V2 (UL94)
 Marking: Ex eb II C Gb/ Ex tD A21 IP68



Thread øD1	GL mm	H mm	W mm	Beisit No.	Article No.
MSP-M12 x 1.5	5	8	14	Ex-SPM1205BR	5.184.1201.4031
MSP-M16 x 1.5	6	9	18	Ex-SPM1606BR	5.184.1601.4031
MSP-M20 x 1.5	7	10	23	Ex-SPM2007BR	5.184.2001.4031
MSP-M25 x 1.5	7	10	28	Ex-SPM2507BR	5.184.2501.4031
MSP-M32 x 1.5	8	12	35	Ex-SPM3208BR	5.184.3201.4031
MSP-M40 x 1.5	9	15	44	Ex-SPM4009BR	5.184.4001.4031
MSP-M50 x 1.5	9	16	54	Ex-SPM5009BR	5.184.5001.4031
MSP-M63 x 1.5	10	16	67	Ex-SPM6310BR	5.184.6301.4031
MSP-PG 7	5	8	14	Ex-SPP0705BR	5.184.0701.4231
MSP-PG 9	6	9	17	Ex-SPP0906BR	5.184.0901.4231
MSP-PG 11	6	9	21	Ex-SPP1106BR	5.184.1101.4231
MSP-PG 13.5	7	10	23	Ex-SPP1307BR	5.184.1301.4231
MSP-PG 16	6.5	10	25	Ex-SPP1607BR	5.184.1601.4231
MSP-PG 21	7	11	30	Ex-SPP2107BR	5.184.2101.4231
MSP-PG 29	8	12	39	Ex-SPP2908BR	5.184.2901.4231
MSP-PG 36	9	15	50	Ex-SPP3609BR	5.184.3601.4231
MSP-PG 42	10	16	57	Ex-SPP4210BR	5.184.4201.4231
MSP-PG 48	10	16	64	Ex-SPP4810BR	5.184.4801.4231



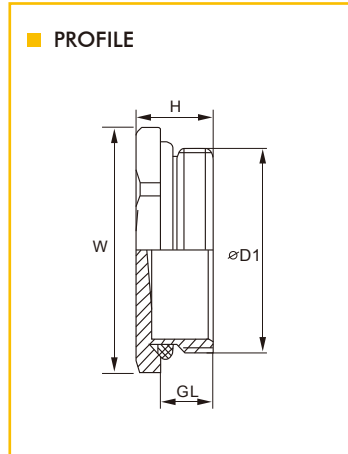
防爆金属六角形堵塞件

Ex Hexagon Metal Screw Plugs



→ M/PG CNEx IECEX ATEX CCC Ex CE IP68 RoHS REACH

材料:	镀镍黄铜	Material:	Nickel-Plated Brass
O型圈:	硅橡胶	O Ring:	Silicone Rubber
工作温度:	-30~80°C	Working temperature:	-30°C to 80°C
IECEX证书:	IECEX CNEX 18.0026U	IECEX Certificate:	IECEX CNEX 18.0026U
ATEX证书:	Presafe 17 ATEX 10978X	ATEX Certificate:	Presafe 17 ATEX 10978X
CCC证书:	2021122313114694	CCC Certificate:	2021122313114694
防爆合格证:	CNEx 17.2578X	Conformity Certificate of Ex-proof:	CNEx 17.2578X
阻燃等级:	V2 (UL94)	Flammability rating:	V2 (UL94)
防爆等级:	Ex eb II C Gb/ Ex tD A21 IP68	Marking:	Ex eb II C Gb/ Ex tD A21 IP68



Thread øD1	GL mm	H mm	 mm	Beisit No.	Article No.
HSP-M12 x 1.5	5	8	14	Ex-HSPM1205BR	5.183.1201.4031-0
HSP-M16 x 1.5	6	9	18	Ex-HSPM1606BR	5.183.1601.4031-0
HSP-M18 x 1.5	6	9	20	Ex-HSPM1806BR	5.183.1801.4031-0
HSP-M20 x 1.5	7	10	22	Ex-HSPM2007BR	5.183.2001.4031-0
HSP-M22 x 1.5	7	10	25	Ex-HSPM2207BR	5.183.2201.4031-0
HSP-M25 x 1.5	7	10	29	Ex-HSPM2507BR	5.183.2501.4031-0
HSP-M27 x 1.5	8	11	30	Ex-HSPM2708BR	5.183.2701.4031-0
HSP-M32 x 1.5	8	11	36	Ex-HSPM3208BR	5.183.3201.4031-0
HSP-M40 x 1.5	9	12	45	Ex-HSPM4009BR	5.183.4001.4031-0
HSP-M50 x 1.5	9	15	55	Ex-HSPM5009BR	5.183.5001.4031-0
HSP-M63 x 1.5	10	16	70	Ex-HSPM6310BR	5.183.6301.4031-0
HSP-PG 7	5	8	14	Ex-HSPP0705BR	5.183.0701.4231-0
HSP-PG 9	6	9	17	Ex-HSPP0906BR	5.183.0901.4231-0
HSP-PG 11	6	9	20	Ex-HSPP1106BR	5.183.1101.4231-0
HSP-PG 13.5	7	10	22	Ex-HSPP1307BR	5.183.1301.4231-0
HSP-PG 16	7	10	24	Ex-HSPP1607BR	5.183.1601.4231-0
HSP-PG 21	7	11	30	Ex-HSPP2107BR	5.183.2101.4231-0
HSP-PG 29	8	12	40	Ex-HSPP2908BR	5.183.2901.4231-0
HSP-PG 36	9	15	50	Ex-HSPP3609BR	5.183.3601.4231-0
HSP-PG 42	10	16	60	Ex-HSPP4210BR	5.183.4201.4231-0
HSP-PG 48	10	16	64	Ex-HSPP4810BR	5.183.4801.4231-0



防爆金属缩径环

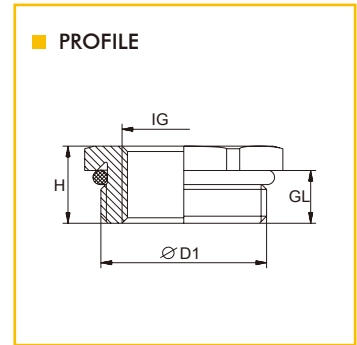
Ex Metal Reducer



→ M CNEx IECEX ATEX CCC Ex CE IP68 RoHS REACH

材料: 镀镍黄铜
 O型圈: 硅橡胶
 工作温度: -30~80°C
 IECEX证书: IECEX CNEX 18.0026U
 ATEX证书: Presafe 17 ATEX 10978X
 CCC证书: 2021122313114694
 防爆合格证: CNEx 17.2578X
 阻燃等级: V2 (UL94)
 防爆等级: Ex eb II C Gb/ Ex tD A21 IP68

Material: Nnickel-Plated Brass
 O Ring: Silicone Rubber
 Working temperature: -30 C to 80 C
 ECEX Certificate: IECEX CNEX 18.0026U
 ATEX Certificate: Presafe 17 ATEX 10978X
 CCC Certificate: 2021122313114694
 Conformity Certificate of Ex-proof: CNEx 17.2578X
 Flammability rating: V2 (UL94)
 Marking: Ex eb II C Gb/ Ex tD A21 IP68



Thread ØD1	IG mm	GL mm	H mm	 mm	Beisit No.	Article No.
MTR-M16 x 1.5	M12 x 1.5	5	8	17	Ex-M1612BRR	5.182.1601.4031-0
MTR-M20 x 1.5	M12 x 1.5	6	9	22	Ex-M2012BRR	5.182.2001.4031-0
MTR-M20 x 1.5	M16 x 1.5	6	9	22	Ex-M2016BRR	5.182.2001.5031-0
MTR-M25 x 1.5	M16 x 1.5	7	10	27	Ex-M2516BRR	5.182.2501.4031-0
MTR-M25 x 1.5	M20 x 1.5	7	10	27	Ex-M2520BRR	5.182.2501.5031-0
MTR-M32 x 1.5	M16 x 1.5	8	11	34	Ex-M3216BRR	5.182.3201.4031-0
MTR-M32 x 1.5	M20 x 1.5	8	11	34	Ex-M3220BRR	5.182.3201.5031-0
MTR-M32 x 1.5	M25 x 1.5	8	11	34	Ex-M3225BRR	5.182.3201.6031-0
MTR-M40 x 1.5	M20 x 1.5	8	12	43	Ex-M4020BRR	5.182.4001.4031-0
MTR-M40 x 1.5	M25 x 1.5	8	12	43	Ex-M4025BRR	5.182.4001.5031-0
MTR-M40 x 1.5	M32 x 1.5	8	12	43	Ex-M4032BRR	5.182.4001.6031-0
MTR-M50 x 1.5	M25 x 1.5	9	13	55	Ex-M5025BRR	5.182.5001.4031-0
MTR-M50 x 1.5	M32 x 1.5	9	13	55	Ex-M5032BRR	5.182.5001.5031-0
MTR-M50 x 1.5	M40 x 1.5	9	13	55	Ex-M5040BRR	5.182.5001.6031-0
MTR-M63 x 1.5	M32 x 1.5	10	14	65	Ex-M6332BRR	5.182.6301.4031-0
MTR-M63 x 1.5	M40 x 1.5	10	14	65	Ex-M6340BRR	5.182.6301.5031-0
MTR-M63 x 1.5	M50 x 1.5	10	14	65	Ex-M6350BRR	5.182.6301.6031-0



防爆金属缩径环

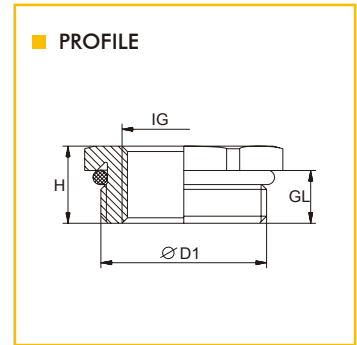
Ex Metal Reducer



→ PG CNEEx IECEEx ATEX CCC Ex CE IP68 RoHS REACH

材料: 镀镍黄铜
 O型圈: 硅橡胶
 工作温度: -30~80°C
 IECEx证书: IECEx CNEX 18.0026U
 ATEX证书: Presafe 17 ATEX 10978X
 CCC证书: 2021122313114694
 防爆合格证: CNEEx 17.2578X
 阻燃等级: V2 (UL94)
 防爆等级: Ex eb II C Gb/ Ex tD A21 IP68

Material: Nnickel-Plated Brass
 O Ring: Silicone Rubber
 Working temperature: -30 C to 80 C
 ECEEx Certificate: IECEx CNEX 18.0026U
 ATEX Certificate: Presafe 17 ATEX 10978X
 CCC Certificate: 2021122313114694
 Conformity Certificate of Ex-proof: CNEEx 17.2578X
 Flammability rating: V2 (UL94)
 Marking: Ex eb II C Gb/ Ex tD A21 IP68



Thread ØD1	IG mm	GL mm	H mm	 mm	Beisit No.	Article No.
MTR-PG 9	PG 7	6	8.8	17	Ex-P0907BRR	5.182.0901.4231-0
MTR-PG 11	PG 7	6	9	20	Ex-P1107BRR	5.182.1101.4231-0
MTR-PG 11	PG 9	6	9	20	Ex-P1109BRR	5.182.1101.5231-0
MTR-PG 13.5	PG 9	6.5	9.5	22	Ex-P13509BRR	5.182.1301.4231-0
MTR-PG 13.5	PG 11	6.5	9.5	22	Ex-P13511BRR	5.182.1301.5231-0
MTR-PG 16	PG 9	6.5	9.5	24	Ex-P1609BRR	5.182.1601.4231-0
MTR-PG 16	PG 11	6.5	9.5	24	Ex-P1611BRR	5.182.1601.5231-0
MTR-PG 16	PG 13.5	6.5	9.5	24	Ex-P16135BRR	5.182.1601.6231-0
MTR-PG 21	PG 11	7	10.3	30	Ex-P2111BRR	5.182.2101.4231-0
MTR-PG 21	PG 13.5	7	10.3	30	Ex-P21135BRR	5.182.2101.5231-0
MTR-PG 21	PG 16	7	10.3	30	Ex-P2116BRR	5.182.2101.6231-0
MTR-PG 29	PG 16	7	11.5	40	Ex-P2916BRR	5.182.2901.4231-0
MTR-PG 29	PG 21	7	11.5	40	Ex-P2921BRR	5.182.2901.5231-0
MTR-PG 36	PG 21	8	12.5	50	Ex-P3621BRR	5.182.3601.4231-0
MTR-PG 36	PG 29	8	12.5	50	Ex-P3629BRR	5.182.3601.5231-0
MTR-PG 42	PG 29	10	13.5	57	Ex-P4229BRR	5.182.4201.4231-0
MTR-PG 42	PG 36	10	13.5	57	Ex-P4236BRR	5.182.4201.5231-0
MTR-PG 48	PG 36	10	13.5	64	Ex-P4836BRR	5.182.4801.4231-0
MTR-PG 48	PG 42	10	13.5	64	Ex-P4842BRR	5.182.4801.5231-0



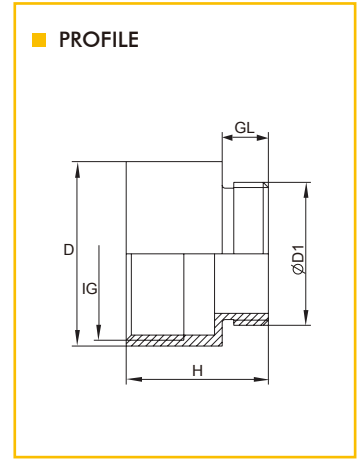
防爆金属扩径环

Ex Metal Enlarger



→ M/PG CNEx IECEX ATEX CCC Ex CE IP68 RoHS REACH

材料:	镀镍黄铜	Material:	Nickel-Plated Brass
O型圈:	硅橡胶	O Ring:	Silicone Rubber
工作温度:	-30~80°C	Working temperature:	-30°C to 80°C
IECEX证书:	IECEX CNEX 18.0026U	ECEx Certificate:	IECEX CNEX 18.0026U
ATEX证书:	Presafe 17 ATEX 10978X	ATEX Certificate:	Presafe 17 ATEX 10978X
CCC证书:	2021122313114694	CCC Certificate:	2021122313114694
防爆合格证:	CNEx 17.2578X	Conformity Certificate of Ex-proof:	CNEx 17.2578X
阻燃等级:	V2 (UL94)	Flammability rating:	V2 (UL94)
防爆等级:	Ex eb II C Gb/ Ex tD A21 IP68	Marking:	Ex eb II C Gb/ Ex tD A21 IP68



Thread ØD1	IG mm	GL mm	H mm	 mm	Beisit No.	Article No.
MTE-M12 x 1.5	M16 x 1.5	5	15	18	Ex-M1216BRE	5.181.1201.4031-0
MTE-M16 x 1.5	M20 x 1.5	6	17.5	22	Ex-M1620BRE	5.181.1601.4031-0
MTE-M20 x 1.5	M25 x 1.5	6.5	19	27	Ex-M2025BRE	5.181.2001.4031-0
MTE-M25 x 1.5	M32 x 1.5	6.5	21	34	Ex-M2532BRE	5.181.2501.4031-0
MTE-M32 x 1.5	M40 x 1.5	7	23	42	Ex-M3240BRE	5.181.3201.4031-0
MTE-M40 x 1.5	M50 x 1.5	9	31	53	Ex-M4050BRE	5.181.4001.4031-0
MTE-M50 x 1.5	M63 x 1.5	9	31	66	Ex-M5063BRE	5.181.5001.4031-0
MTE-PG 7	PG 9	5	15	17	Ex-P0709BRE	5.181.0701.4231-0
MTE-PG 9	PG 11	6	16.5	20	Ex-P0911BRE	5.181.0901.4231-0
MTE-PG 9	PG 13.5	6	17.5	22	Ex-P09135BRE	5.181.0901.5231-0
MTE-PG 11	PG 13.5	6	17.5	22	Ex-P11135BRE	5.181.1101.4231-0
MTE-PG 11	PG 16	6	18.5	24	Ex-P1116BRE	5.181.1101.5231-0
MTE-PG 11	PG 21	6	20.5	30	Ex-P1121BRE	5.181.1101.6231-0
MTE-PG 13.5	PG 16	6.5	19	24	Ex-P13516BRE	5.181.1301.4231-0
MTE-PG 13.5	PG 21	6.5	21	30	Ex-P13521BRE	5.181.1301.5231-0
MTE-PG 16	PG 21	6.5	21	30	Ex-P1621BRE	5.181.1601.4231-0
MTE-PG 16	PG 29	6.5	22.5	39	Ex-P1629BRE	5.181.1601.5231-0
MTE-PG 21	PG 29	7	23	39	Ex-P2129BRE	5.181.2101.4231-0
MTE-PG 29	PG 36	8	27.5	50	Ex-P2936BRE	5.181.2901.4231-0
MTE-PG 36	PG 42	9	31	57	Ex-P3642BRE	5.181.3601.4231-0
MTE-PG 42	PG 48	10	33	64	Ex-P4248BRE	5.181.4201.4231-0



防爆金属变径环

Ex Metal Adapter



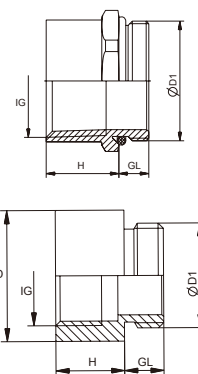
→ M-PG/M-NPT

CNEx IECEx ATEX CCC Ex CE IP68 RoHS REACH

材料: 镀镍黄铜
 O型圈: 硅橡胶
 工作温度: -30~80°C
 IECEx证书: IECEx CNEX 18.0026U
 ATEX证书: Presafe 17 ATEX 10978X
 CCC证书: 2021122313114694
 防爆合格证: CNEx 17.2578X
 阻燃等级: V2 (UL94)
 防爆等级: Ex eb II C Gb/ Ex tD A21 IP68

Material: Nickel-Plated Brass
 O Ring: Silicone Rubber
 Working temperature: -30°C to 80°C
 ECEX Certificate: IECEx CNEX 18.0026U
 ATEX Certificate: Presafe 17 ATEX 10978X
 CCC Certificate: 2021122313114694
 Conformity Certificate of Ex-proof: CNEx 17.2578X
 Flammability rating: V2 (UL94)
 Marking: Ex eb II C Gb/ Ex tD A21 IP68

PROFILE



Thread ØD1	IG mm	GL mm	H mm	mm	Beisit No.	Article No.
MTR-M16 x 1.5	PG 9	6	10.5	20	Ex-M16P09BRA	5.180.1601.4031-0
MTR-M20 x 1.5	PG 11	6.5	12.5	22	Ex-M20P11BRA	5.180.2001.4031-0
MTR-M20 x 1.5	PG 13.5	6.5	12.5	22	Ex-M20P135BRA	5.180.2001.5031-0
MTR-M20 x 1.5	PG 16	6.5	12.5	24	Ex-M20P16BRA	5.180.2001.6031-0
MTR-M25 x 1.5	PG 16	6.5	12.5	28	Ex-M25P16BRA	5.180.2501.4031-0
MTR-M25 x 1.5	PG 21	6.5	14.5	30	Ex-M25P21BRA	5.180.2501.5031-0
MTR-M32 x 1.5	PG 29	7	16	40	Ex-M32P29BRA	5.180.3201.4031-0
MTR-M16 x 1.5	1/2"NPT	6	17	24	Ex-M16N12BRA	5.180.1601.5031-0
MTR-M20 x 1.5	1/2"NPT	6	17	24	Ex-M20N12BRA	5.180.2001.7031-0
MTR-M25 x 1.5	1/2"NPT	7	18	30	Ex-M25N12BRA	5.180.2501.6031-0
MTR-M25 x 1.5	3/4"NPT	7	19	30	Ex-M25N34BRA	5.180.2501.7031-0
MTR-M32 x 1.5	1"NPT	8	25	40	Ex-M32N100BRA	5.180.3201.5031-0
MTR-M32 x 1.5	1 1/4"NPT	8	25	46	Ex-M32N114BRA	5.180.3201.6031-0



防爆金属变径环

Ex Metal Adapter

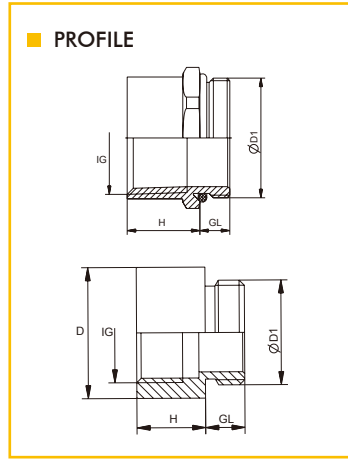


→ PG-M/PG-NPT

CNEx IECEx ATEX CCC Ex CE IP68 RoHS REACH

材料: 镀镍黄铜
 O型圈: 硅橡胶
 工作温度: -30~80°C
 IECEx证书: IECEx CNEX 18.0026U
 ATEX证书: Presafe 17 ATEX 10978X
 CCC证书: 2021122313114694
 防爆合格证: CNEx 17.2578X
 阻燃等级: V2 (UL94)
 防爆等级: Ex eb II C Gb/ Ex tD A21 IP68

Material: Nickel-Plated Brass
 O Ring: Silicone Rubber
 Working temperature: -30°C to 80°C
 ECEX Certificate: IECEx CNEX 18.0026U
 ATEX Certificate: Presafe 17 ATEX 10978X
 CCC Certificate: 2021122313114694
 Conformity Certificate of Ex-proof: CNEx 17.2578X
 Flammability rating: V2 (UL94)
 Marking: Ex eb II C Gb/ Ex tD A21 IP68



Thread ØD1	IG mm	GL mm	H mm	mm	Beisit No.	Article No.
MTR-PG 9	M16X1.5	6	10.5	20	Ex-P09M16BRA	5.180.0901.4231-0
MTR-PG 11	M20X1.5	6.5	12.5	22	Ex-P11M20BRA	5.180.1101.4231-0
MTR-PG 13.5	M20X1.5	6.5	12.5	22	Ex-P135M20BRA	5.180.1301.4231-0
MTR-PG 16	M25X1.5	6.5	14.5	27	Ex-P16M25BRA	5.180.1601.4231-0
MTR-PG 11	1/2"NPT	6	16.7	24	Ex-P11N12BRA	5.180.1101.5231-0
MTR-PG 13.5	1/2"NPT	6.5	17	24	Ex-P135N12BRA	5.180.1301.5231-0
MTR-PG 16	1/2"NPT	6.5	16.5	24	Ex-P16N12BRA	5.180.1601.5231-0
MTR-PG 21	1/2"NPT	7	18	30	Ex-P21N12BRA	5.180.2101.4231-0
MTR-PG 21	1"NPT	7	18	30	Ex-P21N34BRA	5.180.2101.5231-0
MTR-PG 29	1 1/4"NPT	8	20	40	Ex-P29N100BRA	5.180.2901.4231-0



倍仕得电气科技(杭州)股份有限公司
BEISIT ELECTRIC TECH (HANGZHOU) CO.,LTD.

浙江杭州余杭经济技术开发区唐梅路1号 邮编：311100

Add.: 1, Tangmei Rd., Yuhang Economic-Technological
Development Area, Hangzhou, Zhejiang 311100, China

Tel: 0086-571-8936 2888 E-mail: info@beisit.com

Http: // www.beisit.cn Http: // www.beisit.com

BEISIT GMBH

Parkstraße 24,65812 Bad Soden am Taunus,Hessen,Germany

Tel:0049-152-2219-5315

E-mail: alex@beisit.com www.beisit.eu

