



倍仕得电气科技(杭州)股份有限公司  
BEISIT ELECTRIC TECH (HANGZHOU) CO.,LTD.



## Heavy-Duty Connectors 重载连接器

倍仕得园区鸟瞰图  
Beisit factory Aeroview



做人, 把人品做好。  
做企业, 把产品做好。

董事长: 单永东

产品合集  
Product Collection



# 品牌解析

## Brand Definition

**BEISIT**<sup>®</sup>

"I" stands for "Integrity 诚信"

"I" stands for "International 国际"

"BEST": Best 最好

做诚信的国际企业，以更好的品质服务客户

Functions as an international company of high integrity whose mission is to provide customer with finest products and services



# 倍仕得

倍：即多，广聚英才；加倍，业精于勤；倍增，高效发展

pronounced as "bei", means "more", gathering more talents; mastery of work comes from more diligence; developing with high efficiency.

仕：人才，德才兼备；仕途，个人和企业前景光明

pronounced as "shi", means "talents", a person with ability and integrity; Both enterprise and individual should have a bright future, indicating the idea of people-oriented.

得：拥有，拥有更高价值

pronounced as "de", means "possess", to create and possess higher value.


广聚英才，共创美好未来

Gather a large number of talents, and create a glorious future

研发中心  
R&D Center

**BEISIT**<sup>®</sup>

强大的产品研发能力  
Strong and Efficient R&D



# 模具中心

Mold Processing Center



精密模具设计制造能力  
Ability for Designing and Manufacturing of Precise Mould  
为客户特殊定制能力  
Customization.



# 企业认证

## Company Certifications





# 信息化系统

Informatization System



高效快捷的信息化系统  
Efficient and fast Informatization system.



# 企业文化

Corporate Culture



倍仕得使命：为全球工业提供最可靠的连接器产品  
Mission: To supply most reliable connectors for global industry.

客户价值观：敬畏客户；为客户创造独特价值的决心不动摇  
Customer Value: Revere clients; Never waver in determination to create unique value for our clients.

品质价值观：品质如命，只有一次；做出100%合格产品的决心不动摇  
Quality Value: Quality as life, only once. Never waver in determination to produce 100% qualified products.

A large, stylized image of the Earth from space, showing the Americas. Overlaid on the globe is a network of glowing blue and white lines and nodes, representing global connectivity and technology.

连接世界 · 连接未来



# 目录 Contents

## 产品介绍 Product introduction

- 01 重载连接器概述  
> Heavy-Duty connectors introduction
- 02 产品型号描述说明  
> Product model description
- 04 产品组合示例  
> How to order connectors
- 05 电气参数及产品组合规则说明  
> Electrical Parameters and Product Combination Possibilities
- 07 连接技术信息  
> Connection Technology Information

## 接插芯件 Contact inserts

- 10 接插芯件-HA  
> Contact inserts-HA
- 15 接插芯件-HE  
> Contact inserts-HE
- 28 接插芯件-HEE  
> Contact inserts-HEE
- 36 接插芯件-HEEE  
> Contact inserts-HEEE
- 41 接插芯件-HD  
> Contact inserts-HD
- 52 接插芯件-HDD  
> Contact inserts-HDD
- 60 接插芯件-HDDD  
> Contact inserts-HDDD
- 64 接插芯件-HSB  
> Contact inserts-HSB
- 66 接插芯件- HK  
> Contact inserts- HK
- 70 金属模块框架  
> Metal module frame
- 72 金属模块框架 / 空置模块  
> Metal module frame / Filling module
- 73 金属对接框架  
> Metal docking frame
- 74 塑料浮动框架  
> Plastic floating frame
- 76 接插芯件- HM  
> Contact inserts- HM
- 108 接插芯件- HQ  
> Contact inserts- HQ

## 外壳 Housing

- 119 外壳  
> Housings
- 120 外壳-3A  
> Housings-3A
- 123 外壳-10A  
> Housings-10A
- 125 外壳-16A  
> Housings-16A
- 127 外壳-32A  
> Housings-32A
- 129 外壳-6B  
> Housings-6B
- 132 外壳-10B  
> Housings-10B
- 139 外壳-16B  
> Housings-16B
- 146 外壳-24B  
> Housings-24B
- 153 外壳-32B  
> Housings-32B
- 157 外壳-48B  
> Housings-48B
- 159 HC塑料外壳  
> Plastic Hoods &Housings

## 工具 Tools

- 160 工具  
> Tools

## 技术指导 Technical guidance

- 161 金属材料  
> Metal Materials
- 162 塑料材料  
> Plastic Materials
- 164 IP防护等级  
> IP Protection Classification
- 165 IEC60664-1 技术信息  
> IEC60664-1 Technical information
- 167 IEC60352-2 技术信息  
> IEC60352-2 Technical information

## 索引 Index

- 168 索引  
> Index

## 重载连接器概述

Heavy-Duty connectors introduction



BEISIT重载连接器 (HDC) 遵循 IEC 61984 电气安全规范设计和制造, 用于传输电源、信号和数据的快速可靠的连接, HDC 重载连接器具备很高的防护等级, 即使在最恶劣的环境条件下, 也能正常工作。适用于轨道交通、电力工程、智能制造等需要可靠、坚固和可插拔电气连接的任何地方。

BEISIT heavy-duty connectors (HDC) are designed and manufactured in accordance with IEC 61984 electrical safety specifications for fast and reliable connections that transmit power, signals and data, HDC have a high degree of protection, even in the harshest It can also work normally under ambient conditions. Suitable for rail transit, power engineering, smart manufacturing, etc. wherever reliable, robust and pluggable electrical connections are required.

产品范围覆盖了几乎所有适用类型的连接器并采用不同上壳和底座类型, 比如HA, HB系列的金属和塑料外壳, 不同大小和出线方向上壳, 开孔安装底座和表面安装底座, 即使在严苛的条件下, 连接器也可以安全地完成任任务。

The product range covers almost all applicable types of connectors and uses different hoods and housing types, such as metal and plastic hoods & housings of the HA, HB series, different cable directions, bulkhead mounted and surface mounted housings even in In harsh conditions, the connector can also safely complete the task.

我们能提供从HA (通用10A), HE (通用16A), HK(强弱电混装), HQ (电机/电源) 等主要产品系列。

插针数量: 1 到 400 + PE; 额定电压: 25 V 至 5000 V; 额定电流: 5 A 至 350 A; 连接类型主要有压接接线方式, 和现场装配的接线方式。

We can provide main product series from HA (general purpose 10A), HE (general purpose 16A), HK (high and low current mixed), HQ (motor/power supply). Number of pins: 1 to 400 + PE; Rated voltage: 25 V to 5000 V; Rated current: 5 A to 350 A; The connection types mainly include crimping wiring and field assembly wiring.

### 使用连接器的优点 Advantages of using connectors

连接器使在现场安装机械设备的过程变得更加轻松。

Connectors make the process of installing mechanical equipment in the field easier.

在工厂车间/生产设施中预先安装组建, 缩短建设周期。

Pre-install components on the factory /production facility to shorten the construction period.

在出现故障时更快地拆卸和重新安装设备, 实现快速的机器设备/生产单元的更换和维修。

Faster removal and re-installation of equipment in the event of a failure, enabling rapid machine equipment/production cell replacement and repair.

提高机器和设施的安全性/为未经培训的电工人员也可以轻松操作。

Improve machine and facility safety/easy operation for untrained workers.



上壳 Hoods

H6B - SO - 2P - M20

螺纹规格 Thread  
M/PG螺纹 The M/PG Thread

扣合方式 Fasteningmethod

1L	1套铁镀锌锁扣 1 Set Of Iron Galvanized Locks	2P	1对压铸柱子 1 Pair Of Die-Cast Columns
2L	2套铁镀锌锁扣 2 Sets Of Iron Galvanized Locks	4P	2对压铸柱子 2 Pairs Of Die-Cast Columns
1LP	1套塑料锁扣 1 Set Of Plastic Locks	2PR	1对铆压柱子 1 Pair Of Riveted Columns
2LP	2套塑料锁扣 2 Sets Of Plastic Locks	4PR	2对铆压柱子 2 Pairs Of Riveted Columns
1LS	1套不锈钢锁扣 1 Set Of Stainless Steel Locks	2B	2个螺栓 2 Bolts
2LS	2套不锈钢锁扣 2 Set Of Stainless Steel Locks	2LB	2个长螺栓 2 Long Bolts

结构 Structure

CTC	线对线 Wire To Wire
CTCH	线对线高结构 Wire To Wire Height Structure
SO	侧出线 Side Outlet Wire
SOH	侧出线高结构 Wire Side Outlet Height Structure
TO	顶出线 Top Out Wire
TOH	顶出线高结构 Top Out Wire Height Structure

系列号 Series No.  
A/B系列 A/B Series

下壳 Housings

H6B - SM - 1L - PC - M20

螺纹规格 Thread  
M/PG螺纹 The M/PG Thread

保护盖样式 Dust Cover Style

PC	塑料盖 Plastic Cap
PC2	塑料盖形式2 Plastic Cap 2
PCG	塑料盖+密封圈 Plastic Cover, Seal
MC	金属盖 Metal Cover
MCG	金属盖+密封圈 Metal Cover, Seal

扣合方式 Fasteningmethod

1L	1套铁镀锌锁扣 1 Set Of Iron Galvanized Locks	2P	1对压铸柱子 1 Pair Of Die-Cast Columns
2L	2套铁镀锌锁扣 2 Sets Of Iron Galvanized Locks	4P	2对压铸柱子 2 Pairs Of Die-Cast Columns
1LP	1套塑料锁扣 1 Set Of Plastic Locks	2PR	1对铆压柱子 1 Pair Of Riveted Columns
2LP	2套塑料锁扣 2 Sets Of Plastic Locks	4PR	2对铆压柱子 2 Pairs Of Riveted Columns
1LS	1套不锈钢锁扣 1 Set Of Stainless Steel Locks	2BH	2个螺栓孔 2 Bolts Holes
2LS	2套不锈钢锁扣 2 Set Of Stainless Steel Locks	2LBH	2个长螺栓孔 2 Long Bolts Holes

结构 Structure

OM	线对线 Wire To Wire
OMS	线对线高结构 Wire To Wire Height Structure
OMH	侧出线 Side Outlet Wire
SM	侧出线高结构 Wire Side Outlet Height Structure
SMS	顶出线 Top Out Wire
SMH	顶出线高结构 Top Out Wire Height Structure

系列号 Series No.  
A/B系列 A/B Series

插芯 Inserts

HA - 003 - M

接线方式 Wiring Method

- M 螺钉连接公插芯 Screw Male Insert
- F 螺钉连接母插芯 Screw Female Insert
- MC 冷压连接公插芯 Crimp Male Insert
- FC 冷压连接母插芯 Crimp Female Insert
- MS 弹片连接公插芯 Spring Male Insert
- FS 弹片连接母插芯 Spring Female Insert

PIN数 Pin Number

系列号 Series No.

HA/HE/HEE/HEEE/HD/HDD/HDDD/HSB/HK/HM/HQ 系列 Series

插针/插孔 Crimp

D S M - 0.37

适配导线规格 Wire Gauge

插针类型 Contacts Type

- M 插针 Male Contacts
- F 插孔 Female Contacts

插针材料 Contacts Material

- S 镀银 Silver Plated
- G 镀金 Gold Plated

电流数 Current Size

防尘盖 Dust Cover

H6B - PC - 2P - N

附件 Accessories

- N 1根尼龙绳 Nylon Rope
- NT 1根尼龙绳+绳子 Nylon Rope, Terminal
- NG 1根尼龙绳+密封圈 Nylon Rope, Seal
- NTG 1根尼龙绳+绳子+密封圈 Nylon Rope, Terminal, Seal
- M 1根金属绳 Metal Rope
- MT 1根金属绳+绳子 Metal Rope, Terminal
- MG 1根金属绳+密封圈 Metal Rope, Seal
- MTG 1根金属绳+绳子+密封圈 Metal Rope, Terminal, Seal

扣合方式 Fasteningmethod

- 1LP 1套塑料锁扣 1 Set Of Plastic Locks
- 2LP 2套塑料锁扣 2 Sets Of Plastic Locks
- 2P 1对压铸柱子 1 Pair Of Die-Cast Columns
- 4P 2对压铸柱子 2 Pairs Of Die-Cast Columns
- 4S 2对塑料卡爪 2 Pairs Of Plastic Claw

保护盖样式 Dust Cover Style

- PC 塑料盖 Plastic Cap
- PC2 塑料盖形式2 Plastic Cap 2


系列号 Series No.

A/B系列 A/B Series



格兰头  
Cable Gland

BEISIT提供各种材质与功能的格兰头。  
BEISIT is a professional manufacturer in cable glands with various materials and functions.



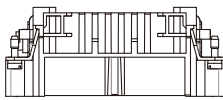
上壳体  
Hood

根据不同空间选择高结构、低结构、侧出线、顶出线 and 相应的IP等级。  
According to different spaces, you can choose:  
1. low or high construction  
2. top or side cable entry  
3. IP protection



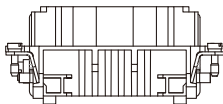
插针  
Male contacts

根据不同性能选择镀金、镀银的表面处理方式。  
Silver plated/gold plated.



公插芯  
Male insert

根据不同接线要求选择螺钉、弹片、冷压接线方式。  
According to wiring requirements, screw terminal or crimp terminal or cage-clamp terminal.



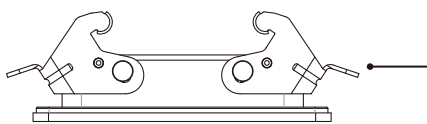
母插芯  
Female insert

根据不同接线要求选择螺钉、弹片、冷压接线方式。  
According to wiring requirements, screw terminal or crimp terminal or cage-clamp terminal.



插孔  
Female Contacts

根据不同性能选择镀金、镀银的表面处理方式。  
Silver plated/gold plated.



下壳体  
Housings

不封底下壳体适用于开孔安装。  
封底下壳体适用于表面安装，同时使用BEISIT的格兰头时电缆可获得更好的保护效果。  
Housing (bulkhead mounting).  
Covered shell is suitable for surface installation, and the cable can be better protected when using BEISIT's cable gland.

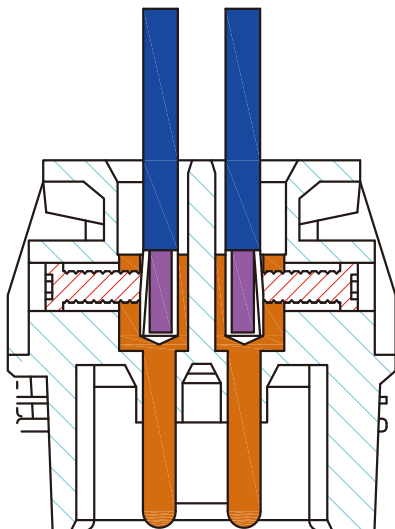
型号 Series	针数 Number of Contacts	额定电流 Rated Current	额定电压 Rated Voltage	接线方式 Wiring Method	适配接触件 Available Contacts	适配外壳 Suitable Housing & Hood sSeries
HA-003	3+PE	10A	250V	螺钉 Screws	/	H3A
HA-004	4+PE	10A	250V	螺钉 Screws	/	H3A
HA-010	10+PE	16A	250V	螺钉/冷压 Screws/Crimping/Cage Clamp	ESM/F EGM/F	H10A
HA-016	16+PE	16A	250V	螺钉/冷压 Screws/Crimping/Cage Clamp	ESM/F EGM/F	H16A
HA-032	32+PE	16A	250V	螺钉/冷压 Screws/Crimping/Cage Clamp	ESM/F EGM/F	H32A
HE-006	6+PE	16A	500V	螺钉/冷压/弹片 Screws/Crimping/Cage Clamp	ESM/F EGM/F	H6B
HE-010	10+PE	16A	500V	螺钉/冷压/弹片 Screws/Crimping/Cage Clamp	ESM/F EGM/F	H10B
HE-016	16+PE	16A	500V	螺钉/冷压/弹片 Screws/Crimping/Cage Clamp	ESM/F EGM/F	H16B
HE-024	24+PE	16A	500V	螺钉/冷压/弹片 Screws/Crimping/Cage Clamp	ESM/F EGM/F	H24B
HE-032	32+PE	16A	500V	螺钉/冷压/弹片 Screws/Crimping/Cage Clamp	ESM/F EGM/F	H32B
HE-048	48+PE	16A	500V	螺钉/冷压/弹片 Screws/Crimping/Cage Clamp	ESM/F EGM/F	H48B
HEE-010	10+PE	16A	500V	冷压 Crimping	ESM/F EGM/F	H6B
HEE-018	18+PE	16A	500V	冷压 Crimping	ESM/F EGM/F	H10B
HEE-032	32+PE	16A	500V	冷压 Crimping	ESM/F EGM/F	H16B
HEE-046	46+PE	16A	500V	冷压 Crimping	ESM/F EGM/F	H24B
HEE-064	64+PE	16A	500V	冷压 Crimping	ESM/F EGM/F	H32B
HEE-092	92+PE	16A	500V	冷压 Crimping	ESM/F EGM/F	H48B
HEEE-040	40+PE	16A	500V	冷压 Crimping	ESM/F EGM/F	H16B
HEEE-064	64+PE	16A	500V	冷压 Crimping	ESM/F EGM/F	H24B
HEEE-080	80+PE	16A	500V	冷压 Crimping	ESM/F EGM/F	H32B
HEEE-128	128+PE	16A	500V	冷压 Crimping	ESM/F EGM/F	H48B
HD-007	7+PE	10A	250V	冷压 Crimping	DSM/F DGM/F	H3A
HD-008	8	10A	-120~50V	冷压 Crimping	DSM/F DGM/F	H3A
HD-015	15+PE	10A	250V	冷压 Crimping	DSM/F DGM/F	H10A
HD-025	25+PE	10A	250V	冷压 Crimping	DSM/F DGM/F	H16A

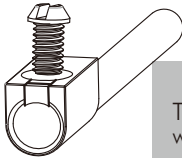


型号 Series	针数 Number of Contacts	额定电流 Rated Current	额定电压 Rated Voltage	接线方式 Wiring Method	适配接触件 Available Contacts	适配外壳 Suitable Housing & Hood Series
HD-040	40+PE	10A	250V	冷压 Crimping	DSM/F DGM/F	H16B
HD-050	50+PE	10A	250V	冷压 Crimping	DSM/F DGM/F	H32A
HD-064	64+PE	10A	250V	冷压 Crimping	DSM/F DGM/F	H24B
HD-080	80+PE	10A	250V	冷压 Crimping	DSM/F DGM/F	H32B
HD-128	128+PE	10A	250V	冷压 Crimping	DSM/F DGM/F	H48B
HDD-024	24+PE	10A	250V	冷压 Crimping	DSM/F DGM/F	H6B
HDD-042	42+PE	10A	250V	冷压 Crimping	DSM/F DGM/F	H10B
HDD-072	72+PE	10A	250V	冷压 Crimping	DSM/F DGM/F	H16B
HDD-108	108+PE	10A	250V	冷压 Crimping	DSM/F DGM/F	H24B
HDD-144	144+PE	10A	250V	冷压 Crimping	DSM/F DGM/F	H32B
HDD-216	216+PE	10A	250V	冷压 Crimping	DSM/F DGM/F	H48B
HDDD-055	55+PE	10A	250V	冷压 Crimping	DSM/F DGM/F	H6B
HDDD-075	75+PE	10A	250V	冷压 Crimping	DSM/F DGM/F	H10B
HDDD-107	107+PE	10A	250V	冷压 Crimping	DSM/F DGM/F	H16B
HSB-006	6+PE	35A	690V	螺钉 Screws	/	H16B
HSB-012	12+PE	35A	690V	螺钉 Screws	/	H32B
HK-4/0	4+PE	80A	830V	螺钉 Screws	/	H16B
HK-4/2	4/2+PE	80/16A	830/400V	螺钉 Screws	/	H16B
HK-4/8	4/8+PE	80/16A	830/400V	螺钉 Screws	/	H24B
HQ-005	5+PE	16A	230/400V	冷压 Crimping	ESM/F EGM/F	H3A
HQ-007	7+PE	10A	400V	冷压 Crimping	DSM/F DGM/F	H3A
HQ-012	12+PE	10A	230/400V	冷压 Crimping	DSM/F DGM/F	H3A
HQ-008	8+PE	16A	500V	冷压 Crimping	ESM/F EGM/F	HC
HQ-004/2	4/2+PE	40/10A	400/690V	冷压 Crimping	CSM40/F CGM40/F DSM/F DGM/F	HC
HQ-021	21+PE	6.5A	50V	冷压 Crimping	SSM/F SGM/F	H3A

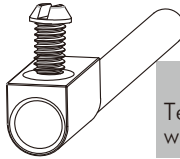
螺钉连接参数信息 Screws Connection Parameters

螺钉尺寸对应的参数 Parameters Corresponding to Screws Size





有压线保护  
Terminals with wire protection

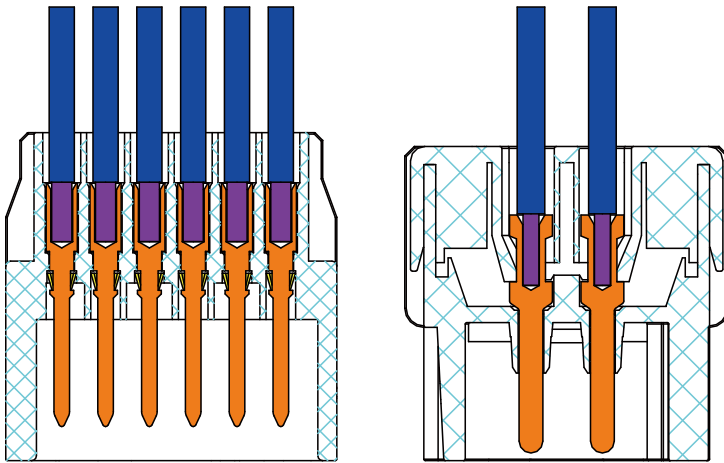


无压线保护  
Terminals without wire protection

导线导体规格mm <sup>2</sup> Wire Gauge	1.5	2.5	4	6	10	16
螺钉规格 Screws Thread	M3	M3	M3.5	M4	M4	M6
测试力矩 Test Torque (Nm)	0.5	0.5	0.8	1.2	1.2	1.2
最小拉脱力 Min. Pull-off force for Stranded Wire (N)	40	50	60	80	90	100

插芯 Inserts	电缆保护 Cable Protection		最小导线导体规格 Min. Wire Gauge		最大导线导体规格 Max. Wire Gauge		剥线长度 mm Stripping Length mm
	有 yes	无 no	mm <sup>2</sup>	AWG	mm <sup>2</sup>	AWG	
HA-003 HA-004	/	√	0.75	18	1.5	16	4.5
HA-010 HA-016 HA-032	/	√	0.75	18	2.5	14	7.5
HE-006 HE-010 HE-016 HE-024	√	/	0.75	18	2.5	14	7.5
HSB-006	√	/	1.5	16	6	10	11.5
HK-004 信号	/	√	0.5	20	2.5	14	7.5
HK-004 电力	/	√	1.5	16	16	6	14
HWK-006 信号	/	√	0.2	24	2.5	14	7.5
HWK-006 电力	/	√	1.5	16	16	6	14

冷压连接参数信息 Crimp Termination Connection Parameter

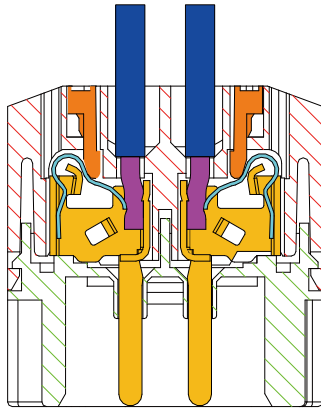


导线导体规格 Wire Gauge		16A冷压端子 ESM/F EGM/F 16A TERMINAL ESM/F EGM/F			
mm <sup>2</sup>	AWG	HA系列插芯 HA INSERTS	HE系列插芯 HE INSERTS	HEE系列插芯 HEE INSERTS	HQ系列插芯 HQ INSERTS
		剥线长度 mm Stripping length (mm)			
0.37	22	/	/	/	/
0.5	20	7.5	7.5	7.5	7.5
0.75	18	7.5	7.5	7.5	7.5
1.0	18	7.5	7.5	7.5	7.5
1.5	16	7.5	7.5	7.5	7.5
2.5	14	7.5	7.5	7.5	7.5
4.0	12	7.5	7.5	7.5	7.5

导线导体规格 Wire Gauge		10A冷压端子 DSM/F DGM/F 10A TERMINAL DSM/F DGM/F		
mm <sup>2</sup>	AWG	HD系列插芯 HD INSERTS	HDD系列插芯 HDD INSERTS	HQ系列插芯 HQ INSERTS
		剥线长度 mm Stripping length (mm)		
0.37	22	/	/	/
0.5	20	8	8	8
0.75	18	8	8	8
1.0	18	8	8	8
1.5	16	8	8	8
2.5	14	8	8	8

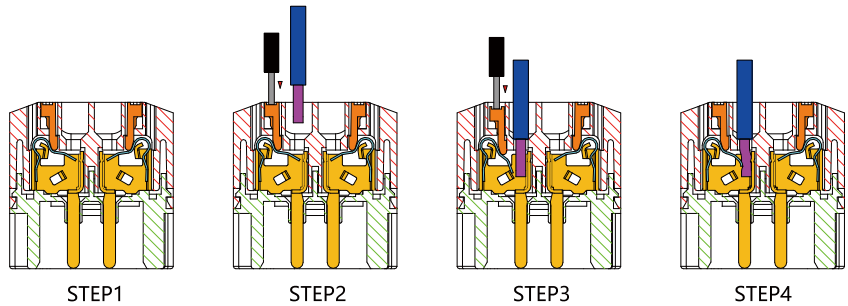
弹片连接参数信息 PUSH-IN Termination Connection and Parameter Information

弹片连接方法及对应的参数 Connection-mode and Parameter PUSH-IN terminal



弹片连接接线方法  
PUSH-IN Termination Connection-mode

使用头部宽度小于3mm的螺丝刀 Use a screwdriver with a head width less than 3mm



插芯 Insert	导线导体规格 Wire Gauge		剥线长度mm Stripping Length(mm)
	mm <sup>2</sup>	AWG	
HE-006	0.14-2.5	26-14	7-9
HE-010	0.14-2.5	26-14	7-9
HE-016	0.14-2.5	26-14	7-9
HE-024	0.14-2.5	26-14	7-9

**BEISIT**®



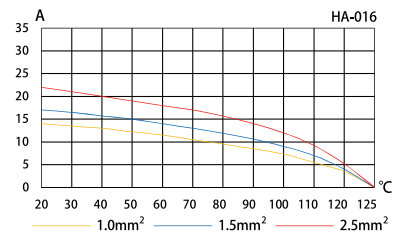
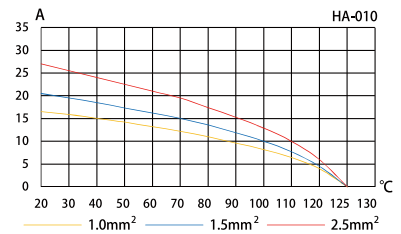
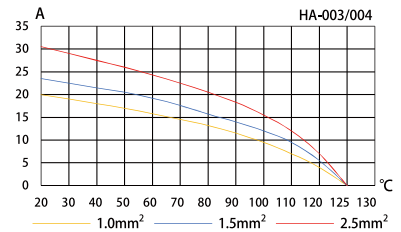
插芯 Inserts 可与框架及其他所有模块产品组合使用 Combination With Hinged Frame and Other Modules Possible.

技术参数 Technical Characteristics

规范	Specifications	DIN EN 60 664 / DIN EN 61 984
插芯	Inserts	
接插件针数	Number Of Contacts	3,4,10,16,32(2x16)+PE
HA-003/004额定电流 (见负载图)	HA-003/004 Rated Current (See Current Carrying Capacity)	10A
HA-010/016 污染等级2时	Pollution Degree 2	16A 230/400V 4KV
HA-010/016 额定电流 (见负载图)	HA-010/016 Rated Current (See Current Carrying Capacity)	16A
额定电压	Rated Voltage	250V
额定脉冲电压	Rated Impulse Voltage	4KV
污染程度	Pollution Degree	3
绝缘电阻	Insulation Resistance	$\geq 10^{10}\Omega$
材料	Material	聚碳酸酯 Polycarbonate
工作温度范围	Limiting Temperatures	-40°C...+125°C
依据UL 94的阻燃等级	Flammability Acc. To UL 94	V0
据UL/CUL额定电压	Rated Voltage Acc.To UL/CUL	600V
可拔插次数	Mating Cycles	$\geq 500$
插针	Contacts	
材料	Material	铜合金 Copper Alloy
表面处理	Surface	镀银/镀金 Hard Silver-Plated Hard Gold-Plated
接触电阻	Contact Resistance	$\leq 1m\Omega$ or $3m\Omega$
螺钉连接	Screw Termination	
导线规格	Wire Gauge	0.75-1.5mm <sup>2</sup> AWG 18-16(HA-003/004) 0.75-2.5mm <sup>2</sup> AWG 18-14(HA-010/016)
拧紧力矩	Tightening Torque	0.25N.m(HA-003/004) or 0.5N.m(HA-010/016)
冷压连接	Crimp Termination	
导线规格	Wire Gauge	0.14-4.0mm <sup>2</sup> AWG 26-12

电流负载能力  
Current Carrying Capacity

电流负载能力所受的限制主要来自包含接插针的接插体可承受的最大温度。  
测试和控制过程依据 IEC 60512-3。  
The current carrying is limited by maximum temperature of materials for Inserts and contacts including terminals.  
Measuring and testing techniques according to IEC 60512-3.





→ HA-3/4+

230/400V/10A Size 3A 3/4+

匹配 H3A 外壳系列, 参见P121-123 For H3A,Hood/Housing Please Refer Page No. P121-123

Identification	Product Model	Order No.	Dimensions mm
螺钉连接 / Screw Termination			
	HA-003-M	1 007 03 000001	
	HA-003-F	1 007 03 000002	
	HA-004-M	1 007 03 000003	
	HA-004-F	1 007 03 000004	

→ HA-10+ ⊕

250V/16A Size 10A 10+ ⊕

匹配 H10A 外壳系列, 参见P124-125 For H10A, Hood/Housing Please Refer Page No. P124-125

Identification	Product Model	Order No.	Product Model	Order No.
----------------	---------------	-----------	---------------	-----------

螺钉连接 / Screw Termination

HA-010-M	1 007 03 000005	HA-010-F	1 007 03 000006
----------	-----------------	----------	-----------------



**Dimensions mm**

M

F

M

F

面板安装开孔图  
Panel cut out for inserts  
for use without hoods/housings

接插体排序  
Contacts arrangement view  
from termination side

冷压连接 / Crimp Termination

HA-010-MC	1 007 03 000007	HA-010-FC	1 007 03 000008
-----------	-----------------	-----------	-----------------



**Dimensions mm**

MC

FC

MC

FC

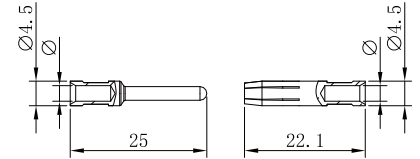
面板安装开孔图  
Panel cut out for inserts  
for use without hoods/housings

接插体排序  
Contacts arrangement view  
from termination side

16A冷压针孔 / 16A Crimp Contacts

镀银 Silver Plated

Inserts	Product Model	Order No.	Inserts	Product Model	Order No.
Male	ESM-0.37	1 007 06 0000021	Female	ESF-0.37	1 007 07 0000021
	ESM-0.5	1 007 06 0000022		ESF-0.5	1 007 07 0000022
	ESM-0.75	1 007 06 0000023		ESF-0.75	1 007 07 0000023
	ESM-1.0	1 007 06 0000024		ESF-1.0	1 007 07 0000024
	ESM-1.5	1 007 06 0000025		ESF-1.5	1 007 07 0000025
	ESM-2.5	1 007 06 0000026		ESF-2.5	1 007 07 0000026
	ESM-4.0	1 007 06 0000027		ESF-4.0	1 007 07 0000027



Marking	Wire gauge	Stripping length
no groove	0.14-0.37 mm <sup>2</sup>	AWG 26-22
no groove	0.5 mm <sup>2</sup>	AWG 20
1 no groove	0.75 mm <sup>2</sup>	AWG 18
1 no groove	1 mm <sup>2</sup>	AWG 18
2 no grooves	1.5 mm <sup>2</sup>	AWG 16
3 no grooves	2.5 mm <sup>2</sup>	AWG 14
wide groove	3 mm <sup>2</sup>	AWG 12
no groove	4 mm <sup>2</sup>	AWG 12

镀金 Gold Plated

Inserts	Product Model	Order No.	Inserts	Product Model	Order No.
Male	EGM-0.37	1 007 06 0000028	Female	EGF-0.37	1 007 07 0000028
	EGM-0.5	1 007 06 0000029		EGF-0.5	1 007 07 0000029
	EGM-0.75	1 007 06 0000030		EGF-0.75	1 007 07 0000030
	EGM-1.0	1 007 06 0000031		EGF-1.0	1 007 07 0000031
	EGM-1.5	1 007 06 0000032		EGF-1.5	1 007 07 0000032
	EGM-2.5	1 007 06 0000033		EGF-2.5	1 007 07 0000033
	EGM-4.0	1 007 06 0000034		EGF-4.0	1 007 07 0000034



→ HA-16+ ⊕

250V/16A Size 16A 16+⊕

匹配 H16A 外壳系列, 参见P126-127 For H16A,Hood/Housing Please Refer Page No. P126-127

Identification	Product Model	Order No.	Product Model	Order No.
----------------	---------------	-----------	---------------	-----------

螺钉连接 / Screw Termination



Product Model	Order No.	Product Model	Order No.
HA-016-M	1 007 03 000009	HA-016-F	1 007 03 000010

M

F

M

F

接插体排序  
Contacts arrangement view  
from termination side

面板安装开孔图  
Panel cut out for inserts  
for use without hoods/housings

冷压连接 / Crimp Termination



Product Model	Order No.	Product Model	Order No.
HA-016-MC	1 007 03 000011	HA-016-FC	1 007 03 000012

Dimensions mm

MC

FC

MC

FC

接插体排序  
Contacts arrangement view  
from termination side

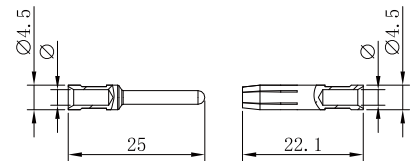
面板安装开孔图  
Panel cut out for inserts  
for use without hoods/housings

16A冷压针孔 / 16A Crimp Contacts

镀银 Silver Plated



Inserts	Product Model	Order No.	Inserts	Product Model	Order No.
Male	ESM-0.37	1 007 06 0000021	Female	ESF-0.37	1 007 07 0000021
	ESM-0.5	1 007 06 0000022		ESF-0.5	1 007 07 0000022
	ESM-0.75	1 007 06 0000023		ESF-0.75	1 007 07 0000023
	ESM-1.0	1 007 06 0000024		ESF-1.0	1 007 07 0000024
	ESM-1.5	1 007 06 0000025		ESF-1.5	1 007 07 0000025
	ESM-2.5	1 007 06 0000026		ESF-2.5	1 007 07 0000026
	ESM-4.0	1 007 06 0000027		ESF-4.0	1 007 07 0000027



Marking	Wire gauge	Stripping length
no groove	0.14-0.37 mm <sup>2</sup>	AWG 26-22
no groove	0.5 mm <sup>2</sup>	AWG 20
1 no groove	0.75 mm <sup>2</sup>	AWG 18
1 no groove	1 mm <sup>2</sup>	AWG 18
2 no grooves	1.5 mm <sup>2</sup>	AWG 16
3 no grooves	2.5 mm <sup>2</sup>	AWG 14
wide groove	3 mm <sup>2</sup>	AWG 12
no groove	4 mm <sup>2</sup>	AWG 12

镀金 Gold Plated



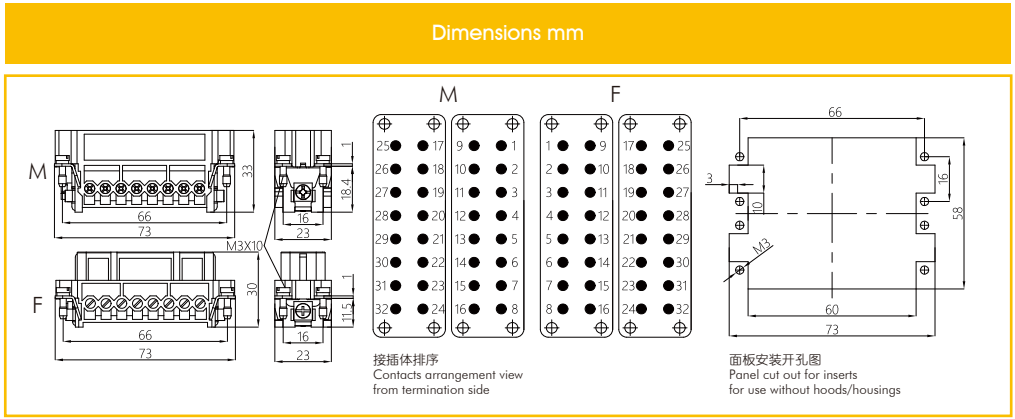
Inserts	Product Model	Order No.	Inserts	Product Model	Order No.
Male	EGM-0.37	1 007 06 0000028	Female	EGF-0.37	1 007 07 0000028
	EGM-0.5	1 007 06 0000029		EGF-0.5	1 007 07 0000029
	EGM-0.75	1 007 06 0000030		EGF-0.75	1 007 07 0000030
	EGM-1.0	1 007 06 0000031		EGF-1.0	1 007 07 0000031
	EGM-1.5	1 007 06 0000032		EGF-1.5	1 007 07 0000032
	EGM-2.5	1 007 06 0000033		EGF-2.5	1 007 07 0000033
	EGM-4.0	1 007 06 0000034		EGF-4.0	1 007 07 0000034

→ HA-32+ ⊕

250V/16A Size 32A 32+ ⊕

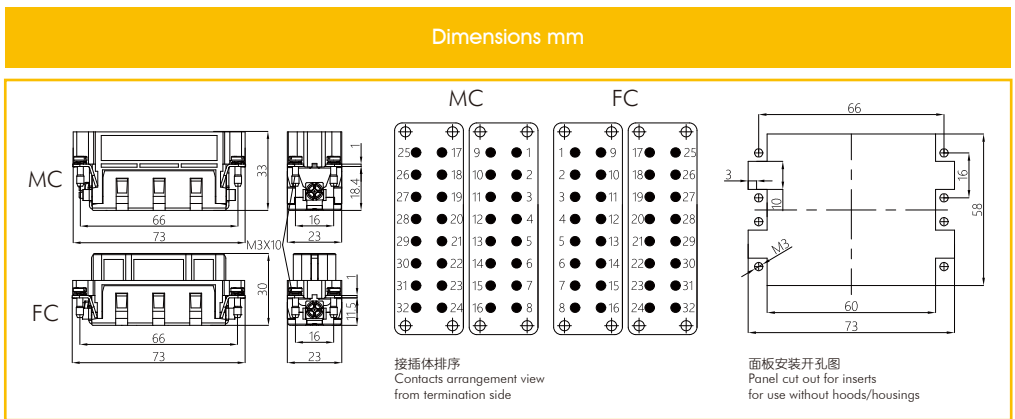
匹配 H32A 外壳系列, 参见P128-129 For H32A,Hood/Housing Please Refer Page No. P128-129

Identification	Product Model	Order No.	Product Model	Order No.
螺钉连接 / Screw Termination	HA-016-M	1 007 03 000009	HA-016-F	1 007 03 000010
	HA-032-M(17-32)	1 007 03 000013	HA-032-F(17-32)	1 007 03 000014



冷压连接 / Crimp Termination

HA-016-MC	1 007 03 000011	HA-016-FC	1 007 03 000012
HA-032-MC(17-32)	1 007 03 000015	HA-032-FC(17-32)	1 007 03 000016

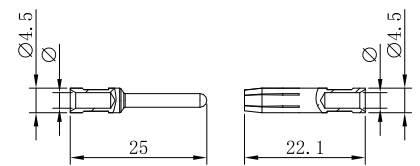


16A冷压针孔 / 16A Crimp Contacts

镀银 Silver Plated



Inserts	Product Model	Order No.	Inserts	Product Model	Order No.
Male	ESM-0.37	1 007 06 0000021	Female	ESF-0.37	1 007 07 0000021
	ESM-0.5	1 007 06 0000022		ESF-0.5	1 007 07 0000022
	ESM-0.75	1 007 06 0000023		ESF-0.75	1 007 07 0000023
	ESM-1.0	1 007 06 0000024		ESF-1.0	1 007 07 0000024
	ESM-1.5	1 007 06 0000025		ESF-1.5	1 007 07 0000025
	ESM-2.5	1 007 06 0000026		ESF-2.5	1 007 07 0000026
	ESM-4.0	1 007 06 0000027		ESF-4.0	1 007 07 0000027



Marking	Wire gauge	Stripping length
no groove	0.14-0.37 mm <sup>2</sup>	AWG 26-22
no groove	0.5 mm <sup>2</sup>	AWG 20
1 no groove	0.75 mm <sup>2</sup>	AWG 18
1 no groove	1 mm <sup>2</sup>	AWG 18
2 no grooves	1.5 mm <sup>2</sup>	AWG 16
3 no grooves	2.5 mm <sup>2</sup>	AWG 14
wide groove	3 mm <sup>2</sup>	AWG 12
no groove	4 mm <sup>2</sup>	AWG 12

镀金 Gold Plated



Inserts	Product Model	Order No.	Inserts	Product Model	Order No.
Male	EGM-0.37	1 007 06 0000028	Female	EGF-0.37	1 007 07 0000028
	EGM-0.5	1 007 06 0000029		EGF-0.5	1 007 07 0000029
	EGM-0.75	1 007 06 0000030		EGF-0.75	1 007 07 0000030
	EGM-1.0	1 007 06 0000031		EGF-1.0	1 007 07 0000031
	EGM-1.5	1 007 06 0000032		EGF-1.5	1 007 07 0000032
	EGM-2.5	1 007 06 0000033		EGF-2.5	1 007 07 0000033
	EGM-4.0	1 007 06 0000034		EGF-4.0	1 007 07 0000034

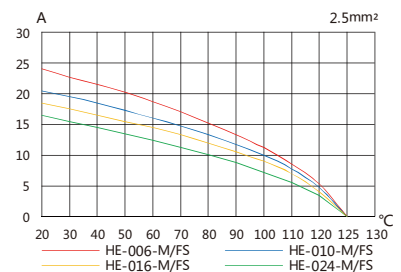
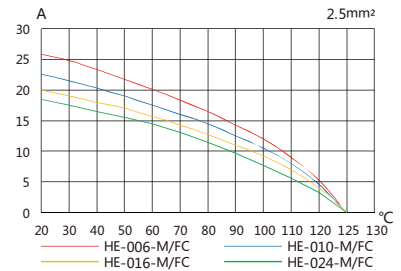
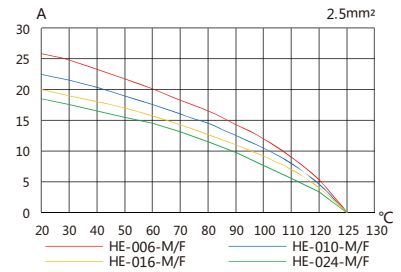
插芯 Inserts 可与框架及其他所有模块产品组合使用 Combination With Hinged Frame and Other Modules Possible.

技术参数 Technical Characteristics

规范	Specifications	DIN EN 60 664 / DIN EN 61 984
插芯	Inserts	
接插件针数	Number Of Contacts	6,10,16,24,32(2x16),48(2x24)+PE
额定电流 (见负载图)	Rated Current (See Current Carrying Capacity)	16A
额定电压	Rated Voltage	500V
额定脉冲电压	Rated Impulse Voltage	6KV
污染程度	Pollution Degree	3
绝缘电阻	Insulation Resistance	$\geq 10^{10}\Omega$
材料	Material	聚碳酸酯 Polycarbonate
工作温度范围	Limiting Temperatures	-40°C...+125°C
依据UL 94的阻燃等级	Flammability Acc. To UL 94	V0
据UL/CUL额定电压	Rated Voltage Acc.To UL/CUL	600V
可拔插次数	Mating Cycles	$\geq 500$
插针	Contacts	
材料	Material	铜合金 Copper Alloy
表面处理	Surface	镀银/镀金 Hard Silver-Plated Hard Gold-Plated
接触电阻	Contact Resistance	$\leq 1m\Omega$
螺钉连接	Screw Termination	
导线规格	Wire Gauge	1.0-2.5mm <sup>2</sup> AWG 18-14
螺钉拧紧力矩	Screw Terminal Tightening	0.5N.m
剥线长度	Stripping length	7.0mm
冷压连接	Crimp Termination	
导线规格	Wire Gauge	0.14-4.0mm <sup>2</sup> AWG 26-12
剥线长度	Stripping length	7.0mm
弹片连接	Spring Termination	
导线规格	Wire Gauge	0.14-2.5mm <sup>2</sup> AWG 26-14
剥线长度	Stripping length	7-9mm

电流负载能力  
Current Carrying Capacity

电流负载能力所受的限制主要来自包含接插针的接插体可承受的最大温度。  
测试和控制过程依据 IEC 60512-3。  
The current carrying is limited by maximum temperature of materials for Inserts and contacts including terminals.  
Measuring and testing techniques according to IEC 60512-3.





→ HE-6+

500V/16A Size 6B 6+

匹配 H6B 外壳系列,参见P130-132 For H6B,Hood/Housing Please Refer Page No. P130-132

Identification	Product Model	Order No.	Product Model	Order No.
----------------	---------------	-----------	---------------	-----------

冷压连接 / Crimp Termination

HE-006-MC	1 007 03 000017	HE-006-FC	1 007 03 000018
-----------	-----------------	-----------	-----------------



**Dimensions mm**

MC

FC

MC

接插体排序  
Contacts arrangement view  
from termination side

FC

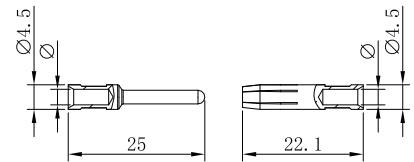
面板安装开孔图  
Panel cut out for inserts  
for use without hoods/housings

16A冷压针孔 / 16A Crimp Contacts

镀银 Silver Plated



Inserts	Product Model	Order No.	Inserts	Product Model	Order No.
Male	ESM-0.37	1 007 06 000021	Female	ESF-0.37	1 007 07 000021
	ESM-0.5	1 007 06 000022		ESF-0.5	1 007 07 000022
	ESM-0.75	1 007 06 000023		ESF-0.75	1 007 07 000023
	ESM-1.0	1 007 06 000024		ESF-1.0	1 007 07 000024
	ESM-1.5	1 007 06 000025		ESF-1.5	1 007 07 000025
	ESM-2.5	1 007 06 000026		ESF-2.5	1 007 07 000026
	ESM-4.0	1 007 06 000027		ESF-4.0	1 007 07 000027



Marking	Wire gauge	Stripping length	
no groove	0.14-0.37 mm <sup>2</sup>	AWG 26-22	7.5 mm
no groove	0.5 mm <sup>2</sup>	AWG 20	7.5 mm
1 no groove	0.75 mm <sup>2</sup>	AWG 18	7.5 mm
1 no groove	1 mm <sup>2</sup>	AWG 18	7.5 mm
2 no grooves	1.5 mm <sup>2</sup>	AWG 16	7.5 mm
3 no grooves	2.5 mm <sup>2</sup>	AWG 14	7.5 mm
wide groove	3 mm <sup>2</sup>	AWG 12	7.5 mm
no groove	4 mm <sup>2</sup>	AWG 12	7.5 mm

镀金 Gold Plated



Inserts	Product Model	Order No.	Inserts	Product Model	Order No.
Male	EGM-0.37	1 007 06 000028	Female	EGF-0.37	1 007 07 000028
	EGM-0.5	1 007 06 000029		EGF-0.5	1 007 07 000029
	EGM-0.75	1 007 06 000030		EGF-0.75	1 007 07 000030
	EGM-1.0	1 007 06 000031		EGF-1.0	1 007 07 000031
	EGM-1.5	1 007 06 000032		EGF-1.5	1 007 07 000032
	EGM-2.5	1 007 06 000033		EGF-2.5	1 007 07 000033
	EGM-4.0	1 007 06 000034		EGF-4.0	1 007 07 000034

→ HE-6+

500V/16A Size 6B 6+

匹配 H6B 外壳系列,参见P130-132 For H6B,Hood/Housing Please Refer Page No. P130-132

Identification	Product Model	Order No.	Product Model	Order No.
----------------	---------------	-----------	---------------	-----------

螺钉连接 / Screw Termination

HE-006-M	1 007 03 000019	HE-006-F	1 007 03 000020
----------	-----------------	----------	-----------------



**Dimensions mm**

**M**

**F**

**M**

接插体排序  
Contacts arrangement view  
from termination side

**F**

面板安装开孔图  
Panel cut out for inserts  
for use without hoods/housings

弹片连接 / Spring Termination

HE-006-MS	1 007 03 000021	HE-006-FS	1 007 03 000022
-----------	-----------------	-----------	-----------------



**Dimensions mm**

**MS**

**FS**

**MS**

接插体排序  
Contacts arrangement view  
from termination side

**FS**

面板安装开孔图  
Panel cut out for inserts  
for use without hoods/housings

→ HE-10+

500V/16A Size 10B 10+

匹配 H10B 外壳系列,参见P133-141 For H10B,Hood/Housing Please Refer Page No. P133-141

Identification	Product Model	Order No.	Product Model	Order No.
----------------	---------------	-----------	---------------	-----------

冷压连接 / Crimp Termination

HE-010-MC	1 007 03 000023	HE-010-FC	1 007 03 000024
-----------	-----------------	-----------	-----------------



**Dimensions mm**

MC

FC

MC

接插体排序  
Contacts arrangement view  
from termination side

FC

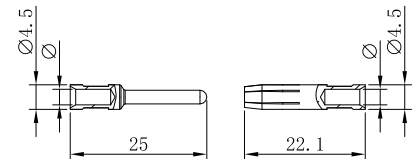
面板安装开孔图  
Panel cut out for inserts  
for use without hoods/housings

16A冷压针孔 / 16A Crimp Contacts

镀银 Silver Plated



Inserts	Product Model	Order No.	Inserts	Product Model	Order No.
Male	ESM-0.37	1 007 06 000021	Female	ESF-0.37	1 007 07 000021
	ESM-0.5	1 007 06 000022		ESF-0.5	1 007 07 000022
	ESM-0.75	1 007 06 000023		ESF-0.75	1 007 07 000023
	ESM-1.0	1 007 06 000024		ESF-1.0	1 007 07 000024
	ESM-1.5	1 007 06 000025		ESF-1.5	1 007 07 000025
	ESM-2.5	1 007 06 000026		ESF-2.5	1 007 07 000026
	ESM-4.0	1 007 06 000027		ESF-4.0	1 007 07 000027



Marking	Wire gauge	Stripping length	
no groove	0.14-0.37 mm <sup>2</sup>	AWG 26-22	7.5 mm
no groove	0.5 mm <sup>2</sup>	AWG 20	7.5 mm
1 no groove	0.75 mm <sup>2</sup>	AWG 18	7.5 mm
1 no groove	1 mm <sup>2</sup>	AWG 18	7.5 mm
2 no grooves	1.5 mm <sup>2</sup>	AWG 16	7.5 mm
3 no grooves	2.5 mm <sup>2</sup>	AWG 14	7.5 mm
wide groove	3 mm <sup>2</sup>	AWG 12	7.5 mm
no groove	4 mm <sup>2</sup>	AWG 12	7.5 mm

镀金 Gold Plated



Inserts	Product Model	Order No.	Inserts	Product Model	Order No.
Male	EGM-0.37	1 007 06 000028	Female	EGF-0.37	1 007 07 000028
	EGM-0.5	1 007 06 000029		EGF-0.5	1 007 07 000029
	EGM-0.75	1 007 06 000030		EGF-0.75	1 007 07 000030
	EGM-1.0	1 007 06 000031		EGF-1.0	1 007 07 000031
	EGM-1.5	1 007 06 000032		EGF-1.5	1 007 07 000032
	EGM-2.5	1 007 06 000033		EGF-2.5	1 007 07 000033
	EGM-4.0	1 007 06 000034		EGF-4.0	1 007 07 000034

→ HE-10+

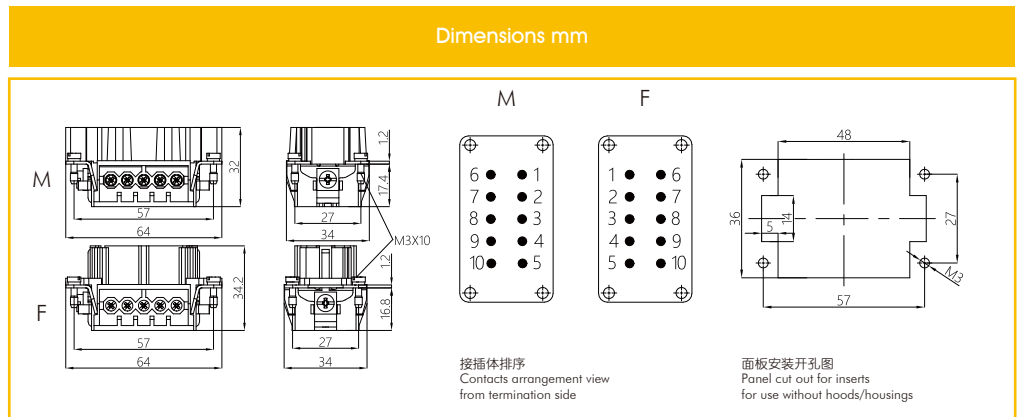
500V/16A Size 10B 10+

匹配 H10B 外壳系列,参见P133-141 For H10B,Hood/Housing Please Refer Page No. P133-141

Identification	Product Model	Order No.	Product Model	Order No.
----------------	---------------	-----------	---------------	-----------

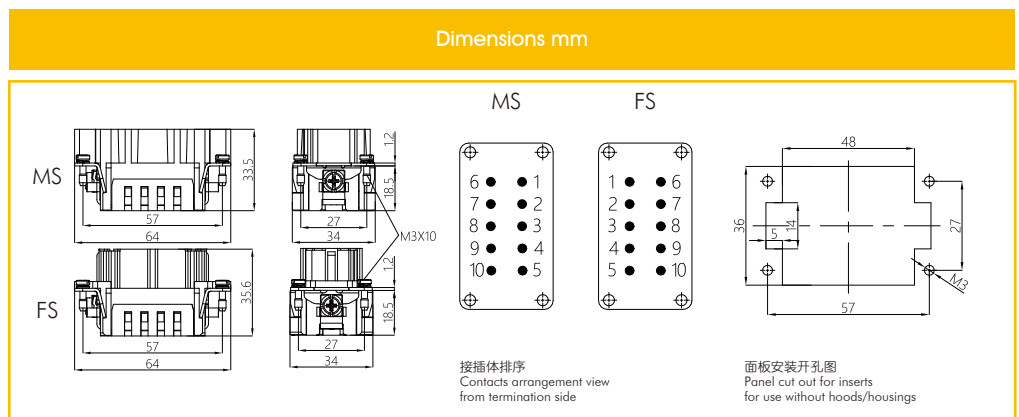
螺钉连接 / Screw Termination

HE-010-M	1 007 03 0000025	HE-010-F	1 007 03 0000026
----------	------------------	----------	------------------



弹片连接 / Spring Termination

HE-010-MS	1 007 03 0000027	HE-010-FS	1 007 03 0000028
-----------	------------------	-----------	------------------



→ HE-16+ ⊕

500V/16A Size 16B 16+ ⊕

匹配 H16B 外壳系列, 参见P142-150 For H16B, Hood/Housing Please Refer Page No. P142-150

Identification	Product Model	Order No.	Product Model	Order No.
----------------	---------------	-----------	---------------	-----------

冷压连接 / Crimp Termination

HE-016-MC	1 007 03 000029	HE-016-FC	1 007 03 000030
-----------	-----------------	-----------	-----------------



Dimensions mm

MC FC

接插体排序  
Contacts arrangement view from termination side

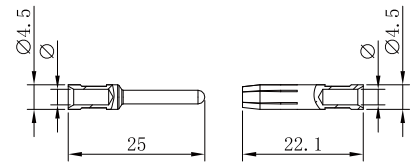
面板安装开孔图  
Panel cut out for inserts for use without hoods/housings

16A冷压针孔 / 16A Crimp Contacts

镀银 Silver Plated



Inserts	Product Model	Order No.	Inserts	Product Model	Order No.
Male	ESM-0.37	1 007 06 000021	Female	ESF-0.37	1 007 07 000021
	ESM-0.5	1 007 06 000022		ESF-0.5	1 007 07 000022
	ESM-0.75	1 007 06 000023		ESF-0.75	1 007 07 000023
	ESM-1.0	1 007 06 000024		ESF-1.0	1 007 07 000024
	ESM-1.5	1 007 06 000025		ESF-1.5	1 007 07 000025
	ESM-2.5	1 007 06 000026		ESF-2.5	1 007 07 000026
	ESM-4.0	1 007 06 000027		ESF-4.0	1 007 07 000027



Marking	Wire gauge	Stripping length	
no groove	0.14-0.37 mm <sup>2</sup>	AWG 26-22	7.5 mm
no groove	0.5 mm <sup>2</sup>	AWG 20	7.5 mm
1 no groove	0.75 mm <sup>2</sup>	AWG 18	7.5 mm
1 no groove	1 mm <sup>2</sup>	AWG 18	7.5 mm
2 no grooves	1.5 mm <sup>2</sup>	AWG 16	7.5 mm
3 no grooves	2.5 mm <sup>2</sup>	AWG 14	7.5 mm
wide groove	3 mm <sup>2</sup>	AWG 12	7.5 mm
no groove	4 mm <sup>2</sup>	AWG 12	7.5 mm

镀金 Gold Plated



Inserts	Product Model	Order No.	Inserts	Product Model	Order No.
Male	EGM-0.37	1 007 06 000028	Female	EGF-0.37	1 007 07 000028
	EGM-0.5	1 007 06 000029		EGF-0.5	1 007 07 000029
	EGM-0.75	1 007 06 000030		EGF-0.75	1 007 07 000030
	EGM-1.0	1 007 06 000031		EGF-1.0	1 007 07 000031
	EGM-1.5	1 007 06 000032		EGF-1.5	1 007 07 000032
	EGM-2.5	1 007 06 000033		EGF-2.5	1 007 07 000033
	EGM-4.0	1 007 06 000034		EGF-4.0	1 007 07 000034

→ HE-16+ ⊕

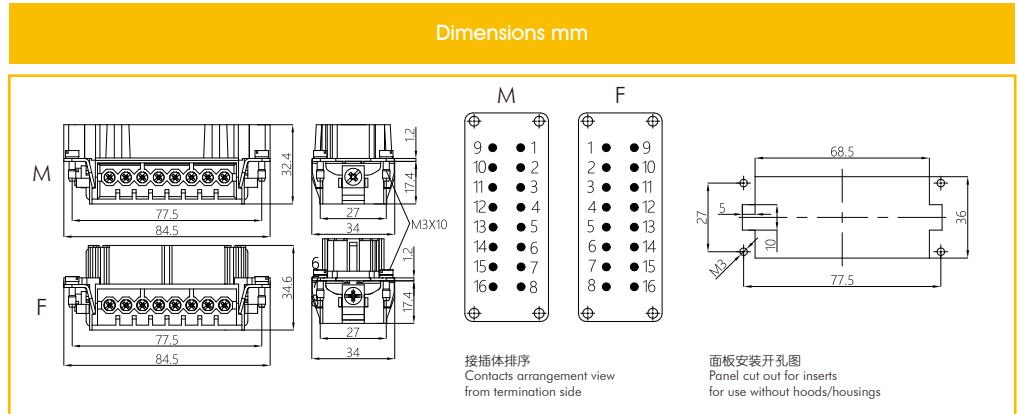
500V/16A Size 16B 16+ ⊕

匹配 H16B 外壳系列,参见P142-150 For H16B,Hood/Housing Please Refer Page No. P142-150

Identification	Product Model	Order No.	Product Model	Order No.
----------------	---------------	-----------	---------------	-----------

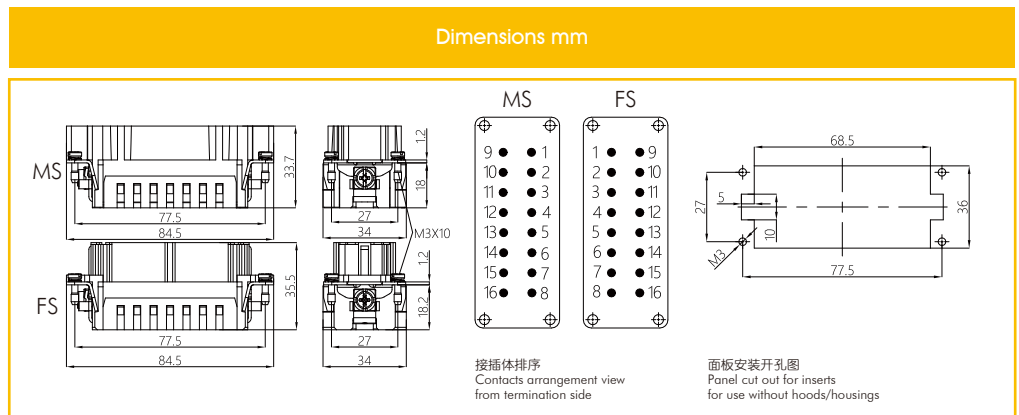
螺钉连接 / Screw Termination

HE-016-M	1 007 03 000031	HE-016-F	1 007 03 000032
----------	-----------------	----------	-----------------



弹片连接 / Spring Termination

HE-016-MS	1 007 03 000033	HE-016-FS	1 007 03 000034
-----------	-----------------	-----------	-----------------





→ HE-24+ ⊕

500V/16A Size 24B 24+ ⊕

匹配 H24B 外壳系列,参见P151-159 For H24B,Hood/Housing Please Refer Page No. P151-159

Identification	Product Model	Order No.	Product Model	Order No.
----------------	---------------	-----------	---------------	-----------

冷压连接 / Crimp Termination

HE-024-MC	1 007 03 000035	HE-024-FC	1 007 03 000036
-----------	-----------------	-----------	-----------------



Dimensions mm

MC FC

接插体排序  
Contacts arrangement view  
from termination side

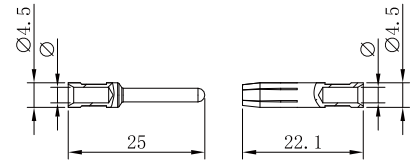
面板安装开孔图  
Panel cut out for inserts  
for use without hoods/housings

16A冷压针孔 / 16A Crimp Contacts

镀银 Silver Plated



Inserts	Product Model	Order No.	Inserts	Product Model	Order No.
Male	ESM-0.37	1 007 06 000021	Female	ESF-0.37	1 007 07 000021
	ESM-0.5	1 007 06 000022		ESF-0.5	1 007 07 000022
	ESM-0.75	1 007 06 000023		ESF-0.75	1 007 07 000023
	ESM-1.0	1 007 06 000024		ESF-1.0	1 007 07 000024
	ESM-1.5	1 007 06 000025		ESF-1.5	1 007 07 000025
	ESM-2.5	1 007 06 000026		ESF-2.5	1 007 07 000026
	ESM-4.0	1 007 06 000027		ESF-4.0	1 007 07 000027



Marking	Wire gauge	Stripping length	
no groove	0.14-0.37 mm <sup>2</sup>	AWG 26-22	7.5 mm
no groove	0.5 mm <sup>2</sup>	AWG 20	7.5 mm
1 no groove	0.75 mm <sup>2</sup>	AWG 18	7.5 mm
1 no groove	1 mm <sup>2</sup>	AWG 18	7.5 mm
2 no grooves	1.5 mm <sup>2</sup>	AWG 16	7.5 mm
3 no grooves	2.5 mm <sup>2</sup>	AWG 14	7.5 mm
wide groove	3 mm <sup>2</sup>	AWG 12	7.5 mm
no groove	4 mm <sup>2</sup>	AWG 12	7.5 mm

镀金 Gold Plated



Inserts	Product Model	Order No.	Inserts	Product Model	Order No.
Male	EGM-0.37	1 007 06 000028	Female	EGF-0.37	1 007 07 000028
	EGM-0.5	1 007 06 000029		EGF-0.5	1 007 07 000029
	EGM-0.75	1 007 06 000030		EGF-0.75	1 007 07 000030
	EGM-1.0	1 007 06 000031		EGF-1.0	1 007 07 000031
	EGM-1.5	1 007 06 000032		EGF-1.5	1 007 07 000032
	EGM-2.5	1 007 06 000033		EGF-2.5	1 007 07 000033
	EGM-4.0	1 007 06 000034		EGF-4.0	1 007 07 000034

→ HE-24+

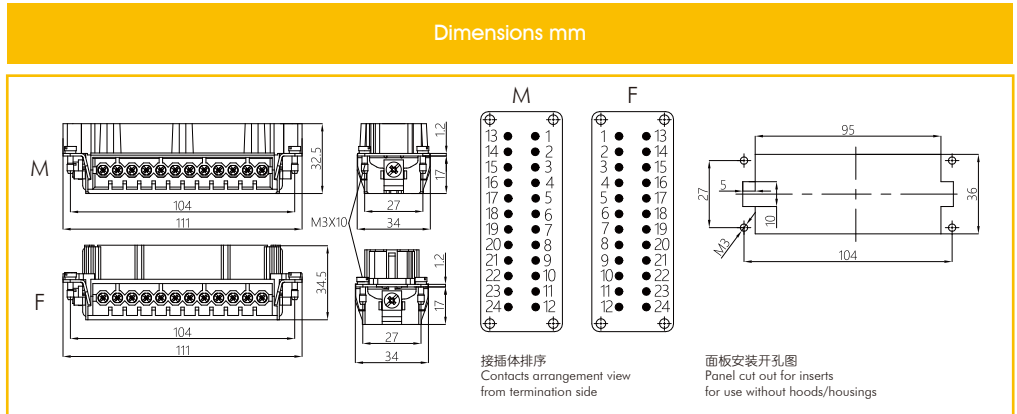
500V/16A Size 24B 24+

匹配 H24B 外壳系列,参见P151-159 For H24B,Hood/Housing Please Refer Page No. P151-159

Identification	Product Model	Order No.	Product Model	Order No.
----------------	---------------	-----------	---------------	-----------

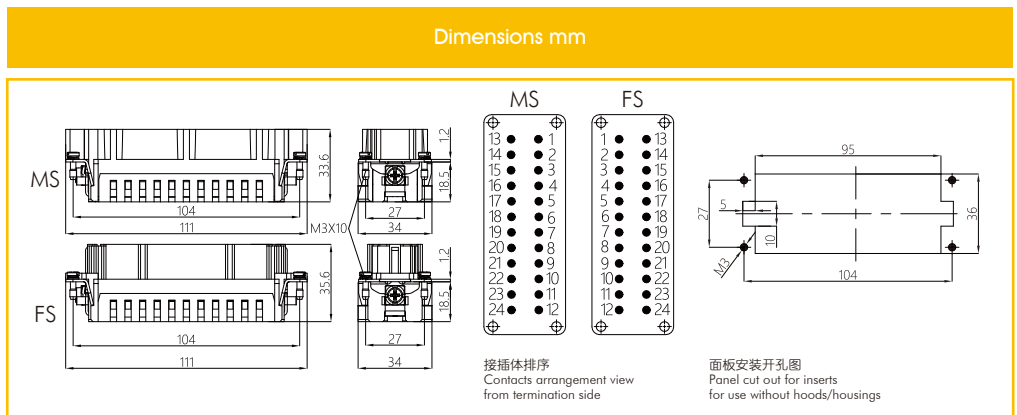
螺钉连接 / Screw Termination

HE-024-M	1 007 03 000037	HE-024-F	1 007 03 000038
----------	-----------------	----------	-----------------



弹片连接 / Spring Termination

HE-024-MS	1 007 03 000039	HE-024-FS	1 007 03 000040
-----------	-----------------	-----------	-----------------

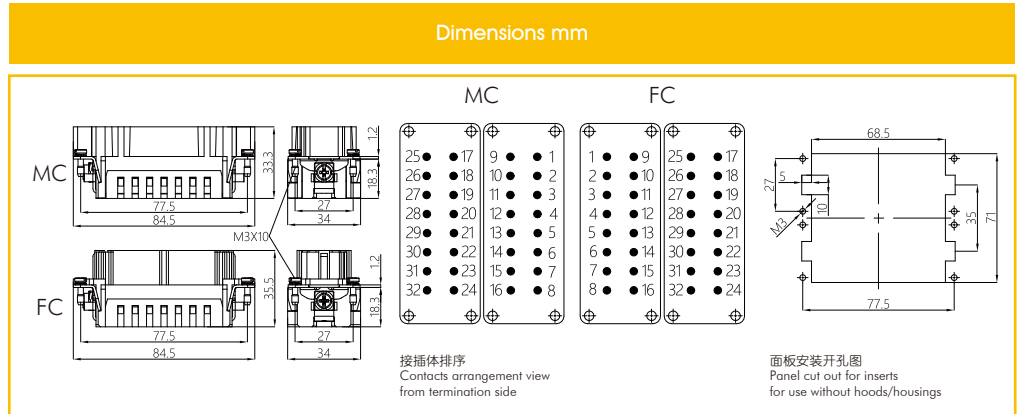


→ HE-32+ ⊕

500V/16A Size 32B 32+ ⊕

匹配 H32B 外壳系列, 参见P160-163 For H32B, Hood/Housing Please Refer Page No. P160-163

Identification	Product Model	Order No.	Product Model	Order No.
冷压连接 / Crimp Termination	HE-016-MC	1 007 03 000029	HE-016-FC	1 007 03 000030
	HE-032-MC(17-32)	1 007 03 000041	HE-032-FC(17-32)	1 007 03 000042

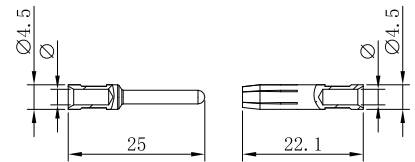


16A冷压针孔 / 16A Crimp Contacts

镀银 Silver Plated



Inserts	Product Model	Order No.	Inserts	Product Model	Order No.
Male	ESM-0.37	1 007 06 000021	Female	ESF-0.37	1 007 07 000021
	ESM-0.5	1 007 06 000022		ESF-0.5	1 007 07 000022
	ESM-0.75	1 007 06 000023		ESF-0.75	1 007 07 000023
	ESM-1.0	1 007 06 000024		ESF-1.0	1 007 07 000024
	ESM-1.5	1 007 06 000025		ESF-1.5	1 007 07 000025
	ESM-2.5	1 007 06 000026		ESF-2.5	1 007 07 000026
	ESM-4.0	1 007 06 000027		ESF-4.0	1 007 07 000027



镀金 Gold Plated



Inserts	Product Model	Order No.	Inserts	Product Model	Order No.
Male	EGM-0.37	1 007 06 000028	Female	EGF-0.37	1 007 07 000028
	EGM-0.5	1 007 06 000029		EGF-0.5	1 007 07 000029
	EGM-0.75	1 007 06 000030		EGF-0.75	1 007 07 000030
	EGM-1.0	1 007 06 000031		EGF-1.0	1 007 07 000031
	EGM-1.5	1 007 06 000032		EGF-1.5	1 007 07 000032
	EGM-2.5	1 007 06 000033		EGF-2.5	1 007 07 000033
	EGM-4.0	1 007 06 000034		EGF-4.0	1 007 07 000034

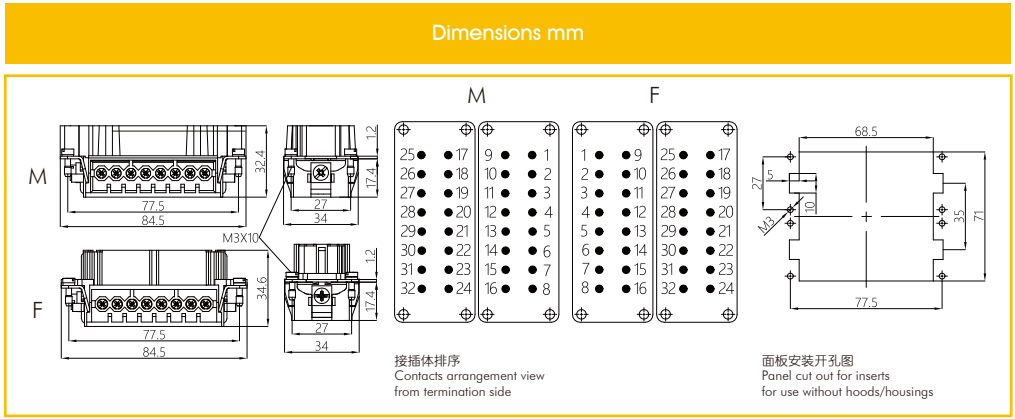
Marking	Wire gauge	Stripping length	
no groove	0.14-0.37 mm <sup>2</sup>	AWG 26-22	7.5 mm
no groove	0.5 mm <sup>2</sup>	AWG 20	7.5 mm
1 no groove	0.75 mm <sup>2</sup>	AWG 18	7.5 mm
1 no groove	1 mm <sup>2</sup>	AWG 18	7.5 mm
2 no grooves	1.5 mm <sup>2</sup>	AWG 16	7.5 mm
3 no grooves	2.5 mm <sup>2</sup>	AWG 14	7.5 mm
wide groove	3 mm <sup>2</sup>	AWG 12	7.5 mm
no groove	4 mm <sup>2</sup>	AWG 12	7.5 mm

→ HE-32+

500V/16A Size 32B 32+

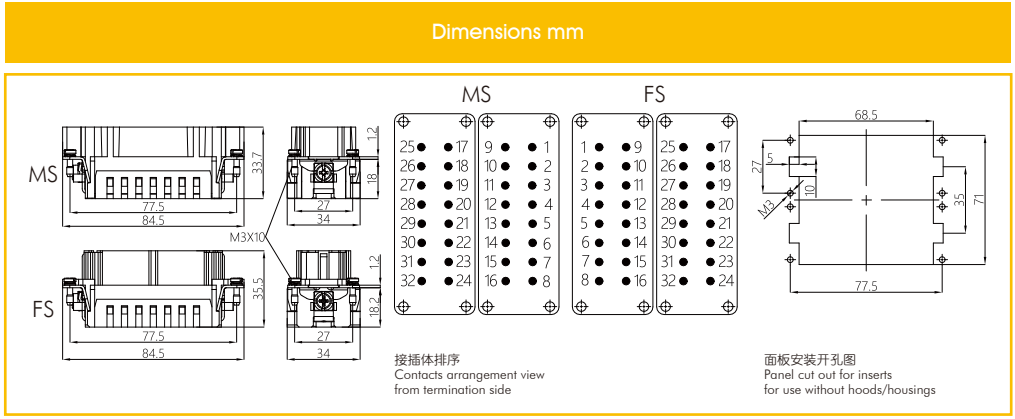
匹配 H32B 外壳系列,参见P160-163 For H32B,Hood/Housing Please Refer Page No. P160-163

Identification	Product Model	Order No.	Product Model	Order No.
螺钉连接 / Screw Termination	HE-016-M	1 007 03 000031	HE-016-F	1 007 03 000032
	HE-032-M(17-32)	1 007 03 000043	HE-032-F(17-32)	1 007 03 000044



弹片连接 / Spring Termination

弹片连接 / Spring Termination	HE-016-MS	1 007 03 000033	HE-016-FS	1 007 03 000034
	HE-032-MS(17-32)	1 007 03 000045	HE-032-FS(17-32)	1 007 03 000046

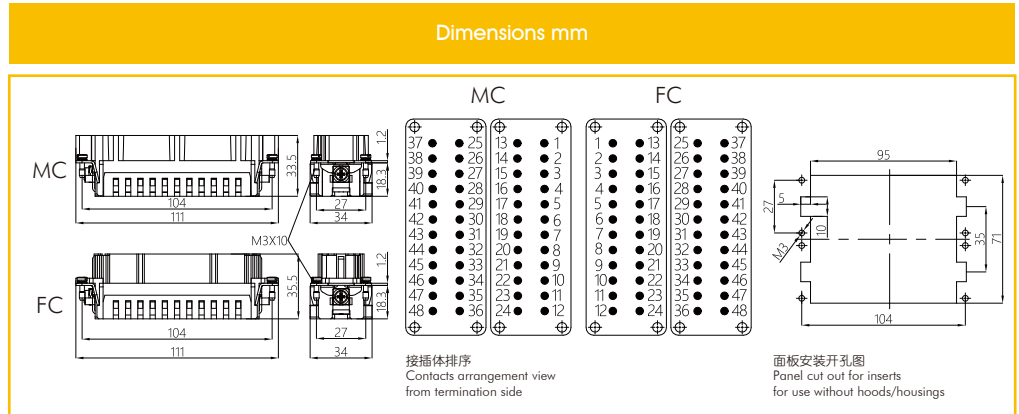


→ HE-48+

500V/16A Size 48B 48+

匹配 H48B 外壳系列, 参见P164-165 For H48B, Hood/Housing Please Refer Page No. P164-165

Identification	Product Model	Order No.	Product Model	Order No.
冷压连接 / Crimp Termination	HE-024-MC	1 007 03 000035	HE-024-FC	1 007 03 000036
	HE-048-MC(25-48)	1 007 03 000047	HE-048-FC(25-48)	1 007 03 000048

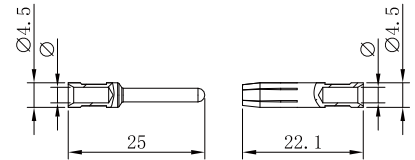


16A冷压针孔 / 16A Crimp Contacts

镀银 Silver Plated



Inserts	Product Model	Order No.	Inserts	Product Model	Order No.
Male	ESM-0.37	1 007 06 000021	Female	ESF-0.37	1 007 07 000021
	ESM-0.5	1 007 06 000022		ESF-0.5	1 007 07 000022
	ESM-0.75	1 007 06 000023		ESF-0.75	1 007 07 000023
	ESM-1.0	1 007 06 000024		ESF-1.0	1 007 07 000024
	ESM-1.5	1 007 06 000025		ESF-1.5	1 007 07 000025
	ESM-2.5	1 007 06 000026		ESF-2.5	1 007 07 000026
	ESM-4.0	1 007 06 000027		ESF-4.0	1 007 07 000027



Marking	Wire gauge	Stripping length	
no groove	0.14-0.37 mm <sup>2</sup>	AWG 26-22	7.5 mm
no groove	0.5 mm <sup>2</sup>	AWG 20	7.5 mm
1 no groove	0.75 mm <sup>2</sup>	AWG 18	7.5 mm
1 no groove	1 mm <sup>2</sup>	AWG 18	7.5 mm
2 no grooves	1.5 mm <sup>2</sup>	AWG 16	7.5 mm
3 no grooves	2.5 mm <sup>2</sup>	AWG 14	7.5 mm
wide groove	3 mm <sup>2</sup>	AWG 12	7.5 mm
no groove	4 mm <sup>2</sup>	AWG 12	7.5 mm

镀金 Gold Plated



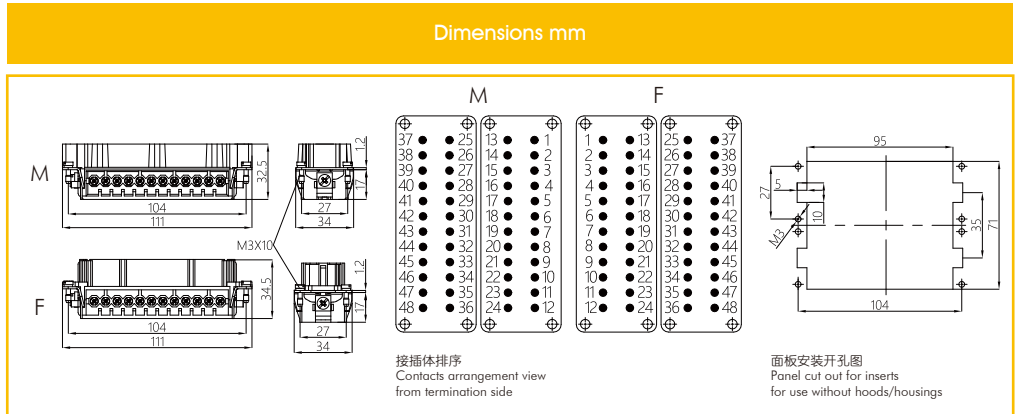
Inserts	Product Model	Order No.	Inserts	Product Model	Order No.
Male	EGM-0.37	1 007 06 000028	Female	EGF-0.37	1 007 07 000028
	EGM-0.5	1 007 06 000029		EGF-0.5	1 007 07 000029
	EGM-0.75	1 007 06 000030		EGF-0.75	1 007 07 000030
	EGM-1.0	1 007 06 000031		EGF-1.0	1 007 07 000031
	EGM-1.5	1 007 06 000032		EGF-1.5	1 007 07 000032
	EGM-2.5	1 007 06 000033		EGF-2.5	1 007 07 000033
	EGM-4.0	1 007 06 000034		EGF-4.0	1 007 07 000034

→ HE-48+ ⊕

500V/16A Size 48B 48+ ⊕

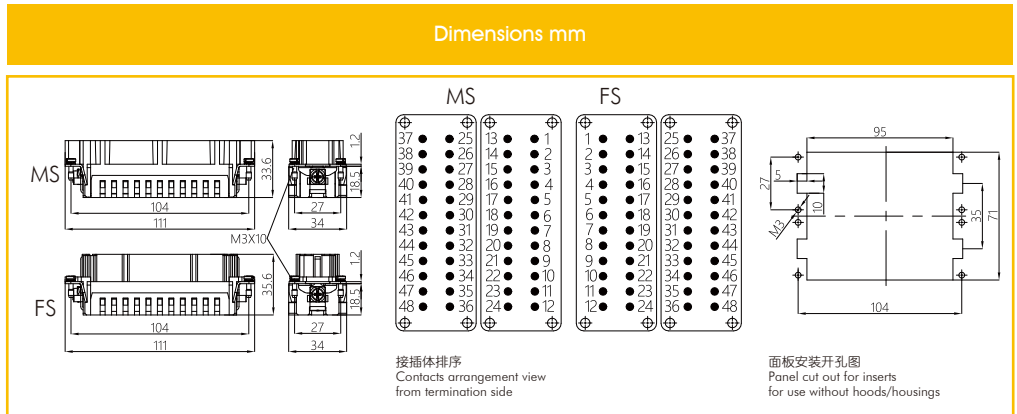
匹配 H48B 外壳系列, 参见P164-165 For H48B, Hood/Housing Please Refer Page No. P164-165

Identification	Product Model	Order No.	Product Model	Order No.
螺钉连接 / Screw Termination	HE-024-M	1 007 03 0000037	HE-024-F	1 007 03 0000038
	HE-048-M(25-48)	1 007 03 0000049	HE-048-F(25-48)	1 007 03 0000050



弹片连接 / Spring Termination

弹片连接 / Spring Termination	HE-024-MS	1 007 03 0000039	HE-024-FS	1 007 03 0000040
	HE-048-MS(25-48)	1 007 03 0000051	HE-048-FS(25-48)	1 007 03 0000052





→ HEE系列 HEE Series

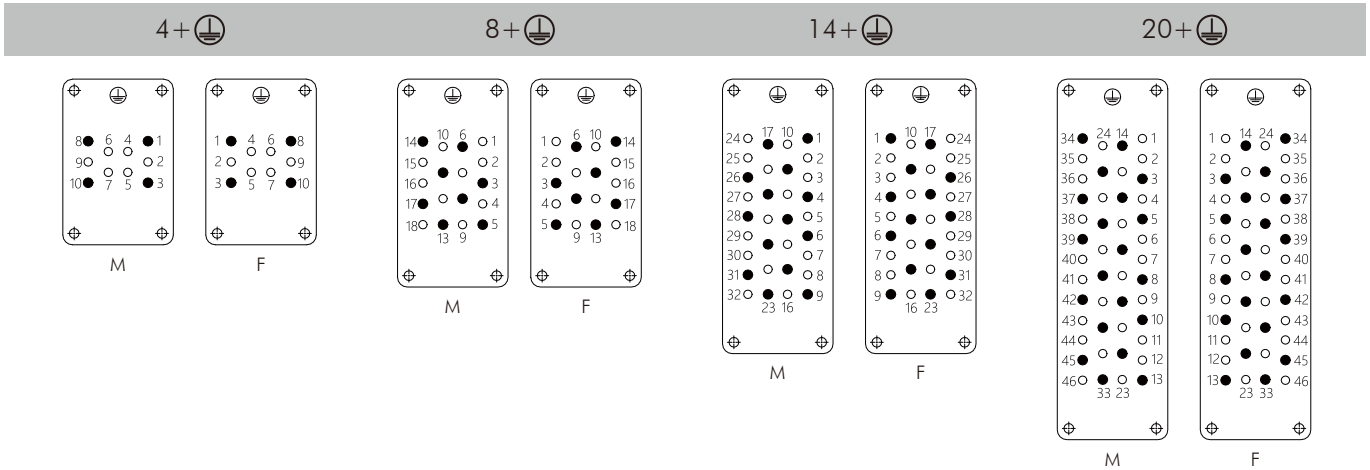
HEE调整插针分布可提高工作电压至1000V  
HEE modified contact arrangement up to 1000V

HEE接插体在装满插针时，在绝缘等级3(C)时，其工作电压可达500V。但其插针分布经过调整，同样在绝缘等级3(C)时，其工作电压允许值可达1000V。  
The connector series HEE equipped with all contacts maybe used for voltage upto 500V at insulation group C, but modified contact loading arrangement permits use upto 1000V at insulation group C.

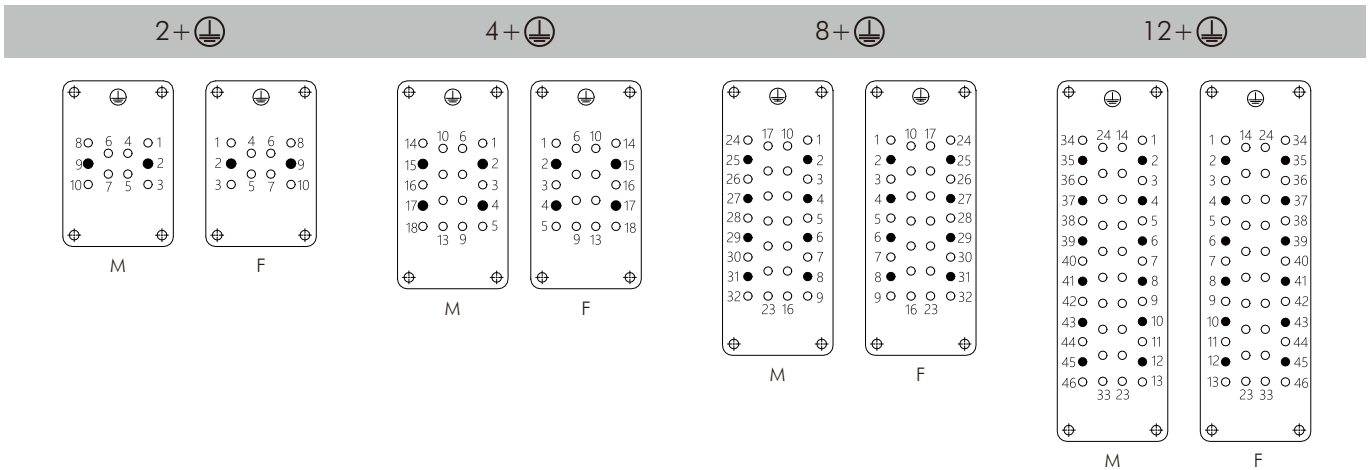
插针分布图 Contact Arrangement View From Termination Side.

● 装有插针的插孔 Working Contact ○ 不装插针的插孔 Without Contact M-公接插体 Male Insert F-母接插体 Female Insert

690V-绝缘等级C Insulation Group C



1000V-绝缘等级C Insulation Group C



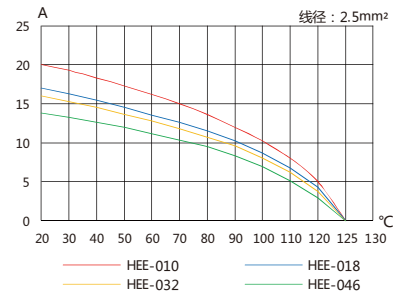
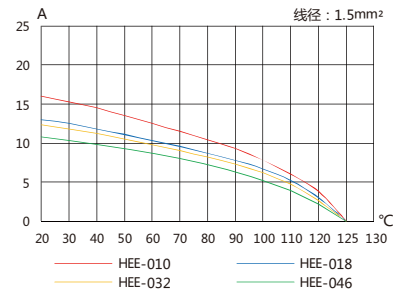
插芯 Inserts 可与框架及其他所有模块产品组合使用 Combination With Hinged Frame and Other Modules Possible.

技术参数 Technical Characteristics

规范	Specifications	DIN EN 60 664 / DIN EN 61 984
插芯	Inserts	
接插件针数	Number Of Contacts	10,18,32,46,64(2x32),92(2x46)+PE
额定电流 (见负载图)	Rated Current (see current carrying capacity)	16A
额定电压	Rated Voltage	500V
额定脉冲电压	Rated Impulse Voltage	6KV
污染程度	Pollution Degree	3
绝缘电阻	Insulation Resistance	$\geq 10^{10}\Omega$
材料	Material	聚碳酸酯 Polycarbonate
工作温度范围	Limiting Temperatures	-40°C...+125°C
依据UL 94的阻燃等级	Flammability Acc. To UL 94	V0
据UL/CUL额定电压	Rated Voltage Acc.To UL/CUL	600V
可拔插次数	Mating Cycles	$\geq 500$
插针	Contacts	
材料	Material	铜合金 Copper Alloy
表面处理	Surface	镀银/镀金 Hard Silver-Plated Hard Gold-Plated
接触电阻	Contact Resistance	$\leq 1m\Omega$
螺钉连接	Screw Termination	
导线规格	Wire Gauge	0.14-4.0mm <sup>2</sup> AWG 26-12
剥线长度	Stripping length	7.5mm

电流负载能力  
Current Carrying Capacity

电流负载能力所受的限制主要来自包含接插针的接插体可承受的最大温度。  
测试和控制过程依据 IEC 60512-3。  
The current carrying is limited by maximum temperature of materials for Inserts and contacts including terminals.  
Measuring and testing techniques according to IEC 60512-3.



→ HEE-10+ ⊖

500V/16A Size 6B 10+ ⊕

匹配 H6B 外壳系列,参见P130-132 For H6B,Hood/Housing Please Refer Page No. P130-132

Identification	Product Model	Order No.	Product Model	Order No.
----------------	---------------	-----------	---------------	-----------

冷压连接 / Crimp Termination

HEE-010-MC	1 007 03 0000053	HEE-010-FC	1 007 03 0000054
------------	------------------	------------	------------------



**Dimensions mm**

MC

FC

MC FC

接插体排序  
Contacts arrangement view from termination side

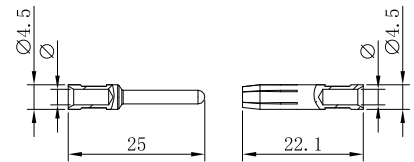
面板安装开孔图  
Panel cut out for inserts for use without hoods/housings

16A冷压针孔 / 16A Crimp Contacts

镀银 Silver Plated



Inserts	Product Model	Order No.	Inserts	Product Model	Order No.
Male	ESM-0.37	1 007 06 0000021	Female	ESF-0.37	1 007 07 0000021
	ESM-0.5	1 007 06 0000022		ESF-0.5	1 007 07 0000022
	ESM-0.75	1 007 06 0000023		ESF-0.75	1 007 07 0000023
	ESM-1.0	1 007 06 0000024		ESF-1.0	1 007 07 0000024
	ESM-1.5	1 007 06 0000025		ESF-1.5	1 007 07 0000025
	ESM-2.5	1 007 06 0000026		ESF-2.5	1 007 07 0000026
	ESM-4.0	1 007 06 0000027		ESF-4.0	1 007 07 0000027



Marking	Wire gauge	Stripping length	
no groove	0.14-0.37 mm <sup>2</sup>	AWG 26-22	7.5 mm
no groove	0.5 mm <sup>2</sup>	AWG 20	7.5 mm
1 no groove	0.75 mm <sup>2</sup>	AWG 18	7.5 mm
1 no groove	1 mm <sup>2</sup>	AWG 18	7.5 mm
2 no grooves	1.5 mm <sup>2</sup>	AWG 16	7.5 mm
3 no grooves	2.5 mm <sup>2</sup>	AWG 14	7.5 mm
wide groove	3 mm <sup>2</sup>	AWG 12	7.5 mm
no groove	4 mm <sup>2</sup>	AWG 12	7.5 mm

镀金 Gold Plated



Inserts	Product Model	Order No.	Inserts	Product Model	Order No.
Male	EGM-0.37	1 007 06 0000028	Female	EGF-0.37	1 007 07 0000028
	EGM-0.5	1 007 06 0000029		EGF-0.5	1 007 07 0000029
	EGM-0.75	1 007 06 0000030		EGF-0.75	1 007 07 0000030
	EGM-1.0	1 007 06 0000031		EGF-1.0	1 007 07 0000031
	EGM-1.5	1 007 06 0000032		EGF-1.5	1 007 07 0000032
	EGM-2.5	1 007 06 0000033		EGF-2.5	1 007 07 0000033
	EGM-4.0	1 007 06 0000034		EGF-4.0	1 007 07 0000034

→ HEE-18+

500V/16A Size 10B 18+

匹配 H10B 外壳系列,参见P133-141 For H10B,Hood/Housing Please Refer Page No. P133-141

Identification	Product Model	Order No.	Product Model	Order No.
----------------	---------------	-----------	---------------	-----------

冷压连接 / Crimp Termination

HEE-018-MC	1 007 03 0000055	HEE-018-FC	1 007 03 0000056
------------	------------------	------------	------------------



**Dimensions mm**

MC

FC

MC

FC

面板安装开孔图  
Panel cut out for inserts  
for use without hoods/housings

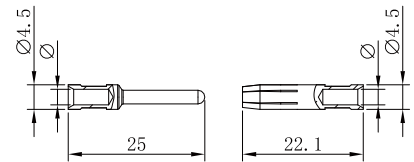
接插体排序  
Contacts arrangement view  
from termination side

16A冷压针孔 / 16A Crimp Contacts

镀银 Silver Plated



Inserts	Product Model	Order No.	Inserts	Product Model	Order No.
Male	ESM-0.37	1 007 06 0000021	Female	ESF-0.37	1 007 07 0000021
	ESM-0.5	1 007 06 0000022		ESF-0.5	1 007 07 0000022
	ESM-0.75	1 007 06 0000023		ESF-0.75	1 007 07 0000023
	ESM-1.0	1 007 06 0000024		ESF-1.0	1 007 07 0000024
	ESM-1.5	1 007 06 0000025		ESF-1.5	1 007 07 0000025
	ESM-2.5	1 007 06 0000026		ESF-2.5	1 007 07 0000026
	ESM-4.0	1 007 06 0000027		ESF-4.0	1 007 07 0000027



Marking	Wire gauge	Stripping length	
no groove	0.14-0.37 mm <sup>2</sup>	AWG 26-22	7.5 mm
no groove	0.5 mm <sup>2</sup>	AWG 20	7.5 mm
1 no groove	0.75 mm <sup>2</sup>	AWG 18	7.5 mm
1 no groove	1 mm <sup>2</sup>	AWG 18	7.5 mm
2 no grooves	1.5 mm <sup>2</sup>	AWG 16	7.5 mm
3 no grooves	2.5 mm <sup>2</sup>	AWG 14	7.5 mm
wide groove	3 mm <sup>2</sup>	AWG 12	7.5 mm
no groove	4 mm <sup>2</sup>	AWG 12	7.5 mm

镀金 Gold Plated



Inserts	Product Model	Order No.	Inserts	Product Model	Order No.
Male	EGM-0.37	1 007 06 0000028	Female	EGF-0.37	1 007 07 0000028
	EGM-0.5	1 007 06 0000029		EGF-0.5	1 007 07 0000029
	EGM-0.75	1 007 06 0000030		EGF-0.75	1 007 07 0000030
	EGM-1.0	1 007 06 0000031		EGF-1.0	1 007 07 0000031
	EGM-1.5	1 007 06 0000032		EGF-1.5	1 007 07 0000032
	EGM-2.5	1 007 06 0000033		EGF-2.5	1 007 07 0000033
	EGM-4.0	1 007 06 0000034		EGF-4.0	1 007 07 0000034

→ HEE-32+

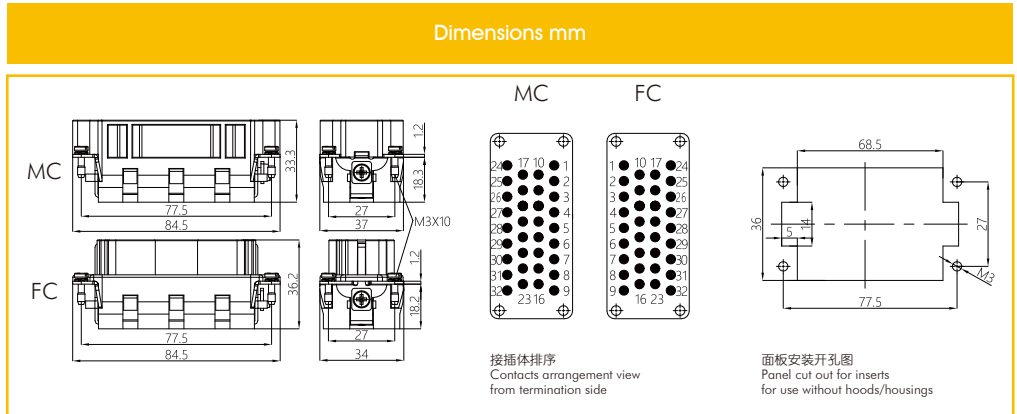
500V/16A Size 16B 32+

匹配 H16B 外壳系列, 参见P142-150 For H16B, Hood/Housing Please Refer Page No. P142-150

Identification	Product Model	Order No.	Product Model	Order No.
----------------	---------------	-----------	---------------	-----------

冷压连接 / Crimp Termination

HEE-032-MC	1 007 03 0000057	HEE-032-FC	1 007 03 0000058
------------	------------------	------------	------------------

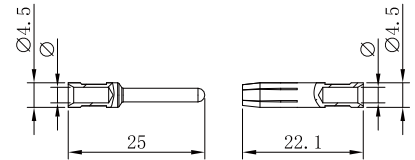


16A冷压针孔 / 16A Crimp Contacts

镀银 Silver Plated



Inserts	Product Model	Order No.	Inserts	Product Model	Order No.
Male	ESM-0.37	1 007 06 0000021	Female	ESF-0.37	1 007 07 0000021
	ESM-0.5	1 007 06 0000022		ESF-0.5	1 007 07 0000022
	ESM-0.75	1 007 06 0000023		ESF-0.75	1 007 07 0000023
	ESM-1.0	1 007 06 0000024		ESF-1.0	1 007 07 0000024
	ESM-1.5	1 007 06 0000025		ESF-1.5	1 007 07 0000025
	ESM-2.5	1 007 06 0000026		ESF-2.5	1 007 07 0000026
	ESM-4.0	1 007 06 0000027		ESF-4.0	1 007 07 0000027



Marking	Wire gauge	Stripping length	
no groove	0.14-0.37 mm <sup>2</sup>	AWG 26-22	7.5 mm
no groove	0.5 mm <sup>2</sup>	AWG 20	7.5 mm
1 no groove	0.75 mm <sup>2</sup>	AWG 18	7.5 mm
1 no groove	1 mm <sup>2</sup>	AWG 18	7.5 mm
2 no grooves	1.5 mm <sup>2</sup>	AWG 16	7.5 mm
3 no grooves	2.5 mm <sup>2</sup>	AWG 14	7.5 mm
wide groove	3 mm <sup>2</sup>	AWG 12	7.5 mm
no groove	4 mm <sup>2</sup>	AWG 12	7.5 mm

镀金 Gold Plated



Inserts	Product Model	Order No.	Inserts	Product Model	Order No.
Male	EGM-0.37	1 007 06 0000028	Female	EGF-0.37	1 007 07 0000028
	EGM-0.5	1 007 06 0000029		EGF-0.5	1 007 07 0000029
	EGM-0.75	1 007 06 0000030		EGF-0.75	1 007 07 0000030
	EGM-1.0	1 007 06 0000031		EGF-1.0	1 007 07 0000031
	EGM-1.5	1 007 06 0000032		EGF-1.5	1 007 07 0000032
	EGM-2.5	1 007 06 0000033		EGF-2.5	1 007 07 0000033
	EGM-4.0	1 007 06 0000034		EGF-4.0	1 007 07 0000034

→ HEE-46+

500V/16A Size 24B 46+

匹配 H24B 外壳系列,参见P151-159 For H24B,Hood/Housing Please Refer Page No. P151-159

Identification	Product Model	Order No.	Product Model	Order No.
----------------	---------------	-----------	---------------	-----------

冷压连接 / Crimp Termination

HEE-046-MC	1 007 03 0000059	HEE-046-FC	1 007 03 0000060
------------	------------------	------------	------------------



Dimensions mm

MC FC

接插体排序  
Contacts arrangement view  
from termination side

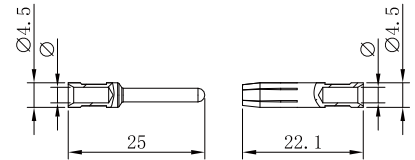
面板安装开孔图  
Panel cut out for inserts  
for use without hoods/housings

16A冷压针孔 / 16A Crimp Contacts

镀银 Silver Plated



Inserts	Product Model	Order No.	Inserts	Product Model	Order No.
Male	ESM-0.37	1 007 06 0000021	Female	ESF-0.37	1 007 07 0000021
	ESM-0.5	1 007 06 0000022		ESF-0.5	1 007 07 0000022
	ESM-0.75	1 007 06 0000023		ESF-0.75	1 007 07 0000023
	ESM-1.0	1 007 06 0000024		ESF-1.0	1 007 07 0000024
	ESM-1.5	1 007 06 0000025		ESF-1.5	1 007 07 0000025
	ESM-2.5	1 007 06 0000026		ESF-2.5	1 007 07 0000026
	ESM-4.0	1 007 06 0000027		ESF-4.0	1 007 07 0000027



镀金 Gold Plated



Inserts	Product Model	Order No.	Inserts	Product Model	Order No.
Male	EGM-0.37	1 007 06 0000028	Female	EGF-0.37	1 007 07 0000028
	EGM-0.5	1 007 06 0000029		EGF-0.5	1 007 07 0000029
	EGM-0.75	1 007 06 0000030		EGF-0.75	1 007 07 0000030
	EGM-1.0	1 007 06 0000031		EGF-1.0	1 007 07 0000031
	EGM-1.5	1 007 06 0000032		EGF-1.5	1 007 07 0000032
	EGM-2.5	1 007 06 0000033		EGF-2.5	1 007 07 0000033
	EGM-4.0	1 007 06 0000034		EGF-4.0	1 007 07 0000034

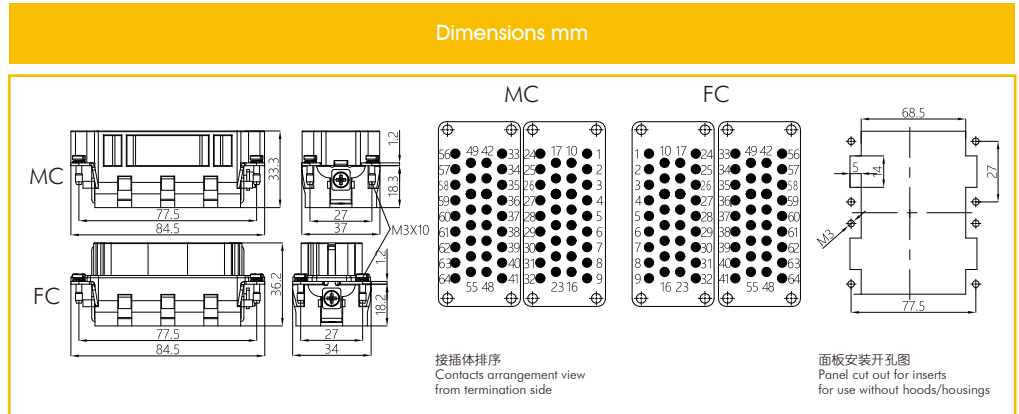
Marking	Wire gauge	Stripping length	
no groove	0.14-0.37 mm <sup>2</sup>	AWG 26-22	7.5 mm
no groove	0.5 mm <sup>2</sup>	AWG 20	7.5 mm
1 no groove	0.75 mm <sup>2</sup>	AWG 18	7.5 mm
1 no groove	1 mm <sup>2</sup>	AWG 18	7.5 mm
2 no grooves	1.5 mm <sup>2</sup>	AWG 16	7.5 mm
3 no grooves	2.5 mm <sup>2</sup>	AWG 14	7.5 mm
wide groove	3 mm <sup>2</sup>	AWG 12	7.5 mm
no groove	4 mm <sup>2</sup>	AWG 12	7.5 mm

→ HEE-64+

500V/16A Size 32B 64+

匹配 H32B 外壳系列,参见P160-163 For H32B,Hood/Housing Please Refer Page No. P160-163

Identification	Product Model	Order No.	Product Model	Order No.
冷压连接 / Crimp Termination	HEE-032-MC	1 007 03 000057	HEE-032-FC	1 007 03 000058
	HEE-064-MC(33-64)	1 007 03 000061	HEE-064-FC(33-64)	1 007 03 000062

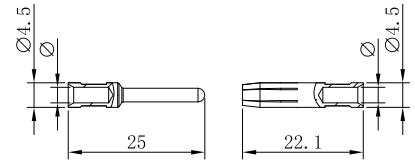


16A冷压针孔 / 16A Crimp Contacts

镀银 Silver Plated



Inserts	Product Model	Order No.	Inserts	Product Model	Order No.
Male	ESM-0.37	1 007 06 000021	Female	ESF-0.37	1 007 07 000021
	ESM-0.5	1 007 06 000022		ESF-0.5	1 007 07 000022
	ESM-0.75	1 007 06 000023		ESF-0.75	1 007 07 000023
	ESM-1.0	1 007 06 000024		ESF-1.0	1 007 07 000024
	ESM-1.5	1 007 06 000025		ESF-1.5	1 007 07 000025
	ESM-2.5	1 007 06 000026		ESF-2.5	1 007 07 000026
	ESM-4.0	1 007 06 000027		ESF-4.0	1 007 07 000027



Marking	Wire gauge	Stripping length	
no groove	0.14-0.37 mm <sup>2</sup>	AWG 26-22	7.5 mm
no groove	0.5 mm <sup>2</sup>	AWG 20	7.5 mm
1 no groove	0.75 mm <sup>2</sup>	AWG 18	7.5 mm
1 no groove	1 mm <sup>2</sup>	AWG 18	7.5 mm
2 no grooves	1.5 mm <sup>2</sup>	AWG 16	7.5 mm
3 no grooves	2.5 mm <sup>2</sup>	AWG 14	7.5 mm
wide groove	3 mm <sup>2</sup>	AWG 12	7.5 mm
no groove	4 mm <sup>2</sup>	AWG 12	7.5 mm

镀金 Gold Plated



Inserts	Product Model	Order No.	Inserts	Product Model	Order No.
Male	EGM-0.37	1 007 06 000028	Female	EGF-0.37	1 007 07 000028
	EGM-0.5	1 007 06 000029		EGF-0.5	1 007 07 000029
	EGM-0.75	1 007 06 000030		EGF-0.75	1 007 07 000030
	EGM-1.0	1 007 06 000031		EGF-1.0	1 007 07 000031
	EGM-1.5	1 007 06 000032		EGF-1.5	1 007 07 000032
	EGM-2.5	1 007 06 000033		EGF-2.5	1 007 07 000033
	EGM-4.0	1 007 06 000034		EGF-4.0	1 007 07 000034

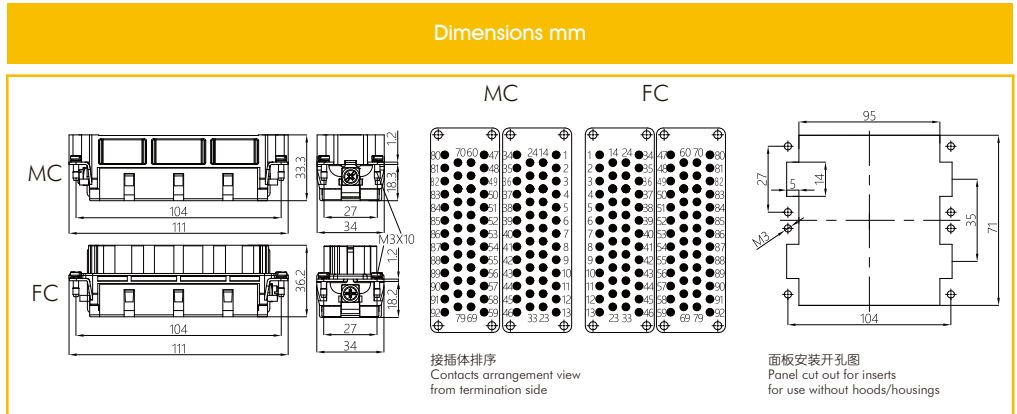


→ HEE-92+

500V/16A Size 48B 92+

匹配 H48B 外壳系列,参见P164-165 For H48B,Hood/Housing Please Refer Page No. P164-165

Identification	Product Model	Order No.	Product Model	Order No.
冷压连接 / Crimp Termination	HEE-046-MC	1 007 03 000059	HEE-046-FC	1 007 03 000060
	HEE-092-MC(47-92)	1 007 03 000063	HEE-092-FC(47-92)	1 007 03 000064

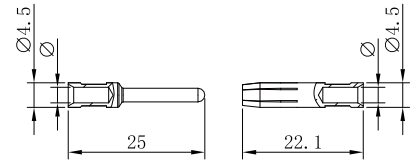


16A冷压针孔 / 16A Crimp Contacts

镀银 Silver Plated



Inserts	Product Model	Order No.	Inserts	Product Model	Order No.
Male	ESM-0.37	1 007 06 000021	Female	ESF-0.37	1 007 07 000021
	ESM-0.5	1 007 06 000022		ESF-0.5	1 007 07 000022
	ESM-0.75	1 007 06 000023		ESF-0.75	1 007 07 000023
	ESM-1.0	1 007 06 000024		ESF-1.0	1 007 07 000024
	ESM-1.5	1 007 06 000025		ESF-1.5	1 007 07 000025
	ESM-2.5	1 007 06 000026		ESF-2.5	1 007 07 000026
	ESM-4.0	1 007 06 000027		ESF-4.0	1 007 07 000027



Marking	Wire gauge	Stripping length	
no groove	0.14-0.37 mm <sup>2</sup>	AWG 26-22	7.5 mm
no groove	0.5 mm <sup>2</sup>	AWG 20	7.5 mm
1 no groove	0.75 mm <sup>2</sup>	AWG 18	7.5 mm
1 no groove	1 mm <sup>2</sup>	AWG 18	7.5 mm
2 no grooves	1.5 mm <sup>2</sup>	AWG 16	7.5 mm
3 no grooves	2.5 mm <sup>2</sup>	AWG 14	7.5 mm
wide groove	3 mm <sup>2</sup>	AWG 12	7.5 mm
no groove	4 mm <sup>2</sup>	AWG 12	7.5 mm

镀金 Gold Plated



Inserts	Product Model	Order No.	Inserts	Product Model	Order No.
Male	EGM-0.37	1 007 06 000028	Female	EGF-0.37	1 007 07 000028
	EGM-0.5	1 007 06 000029		EGF-0.5	1 007 07 000029
	EGM-0.75	1 007 06 000030		EGF-0.75	1 007 07 000030
	EGM-1.0	1 007 06 000031		EGF-1.0	1 007 07 000031
	EGM-1.5	1 007 06 000032		EGF-1.5	1 007 07 000032
	EGM-2.5	1 007 06 000033		EGF-2.5	1 007 07 000033
	EGM-4.0	1 007 06 000034		EGF-4.0	1 007 07 000034

## HEEE系列技术特性

### HEEE Technical Characteristics

插芯 Inserts 可与框架及其他所有模块产品组合使用 Combination With Hinged Frame and Other Modules Possible.

#### 技术参数 Technical Characteristics

规范	Specifications	DIN EN 60 664 / DIN EN 61 984
<b>插芯</b>	<b>Inserts</b>	
接插件针数	Number Of Contacts	40,64,80(2x40),(2x46)+PE
额定电流 (见负载图)	Rated Current (See Current Carrying Capacity)	16A
额定电压	Rated Voltage	500V
额定脉冲电压	Rated Impulse Voltage	6KV
污染程度	Pollution Degree	3
绝缘电阻	Insulation Resistance	$\geq 10^{10}\Omega$
材料	Material	聚碳酸酯 Polycarbonate
工作温度范围	Limiting Temperatures	-40°C...+125°C
依据UL 94的阻燃等级	Flammability Acc. To UL 94	V0
据UL/CUL额定电压	Rated Voltage Acc.To UL/CUL	600V
可拔插次数	Mating Cycles	$\geq 500$
<b>插针</b>	<b>Contacts</b>	
材料	Material	铜合金 Copper Alloy
表面处理	Surface	镀银/镀金 Hard Silver-Plated Hard Gold-Plated
接触电阻	Contact Resistance	$\leq 1m\Omega$
螺钉连接	Screw Termination	
导线规格	Wire Gauge	0.14-4.0mm <sup>2</sup> AWG 26-12
剥线长度	Stripping length	7.5mm

→ HEEE-40+

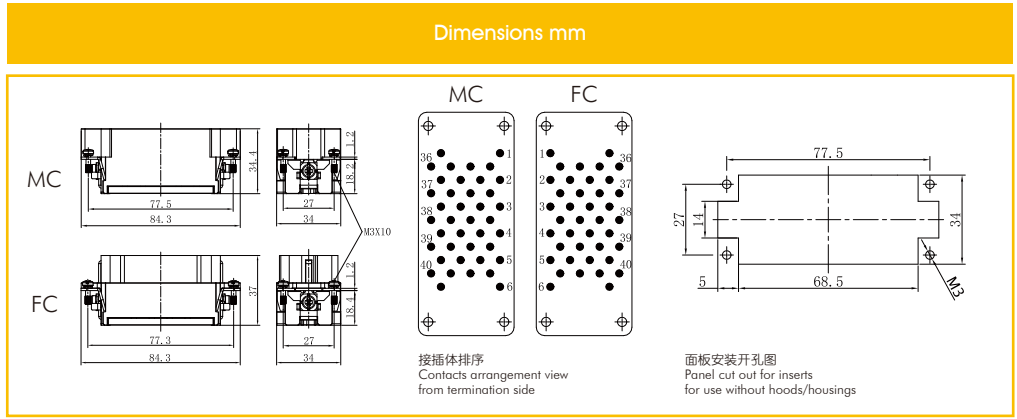
500V/16A Size 16B 40+

匹配 H16B 外壳系列, 参见P142-150 For H16B, Hood/Housing Please Refer Page No. P142-150

Identification	Product Model	Order No.	Product Model	Order No.
----------------	---------------	-----------	---------------	-----------

冷压连接 / Crimp Termination

HEEE-040-MC	1 007 03 0000141	HEEE-040-FC	1 007 03 0000142
-------------	------------------	-------------	------------------

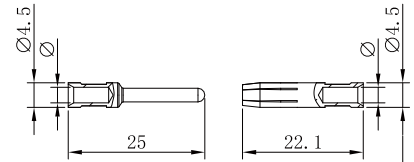


16A冷压针孔 / 16A Crimp Contacts

镀银 Silver Plated



Inserts	Product Model	Order No.	Inserts	Product Model	Order No.
Male	ESM-0.37	1 007 06 0000021	Female	ESF-0.37	1 007 07 0000021
	ESM-0.5	1 007 06 0000022		ESF-0.5	1 007 07 0000022
	ESM-0.75	1 007 06 0000023		ESF-0.75	1 007 07 0000023
	ESM-1.0	1 007 06 0000024		ESF-1.0	1 007 07 0000024
	ESM-1.5	1 007 06 0000025		ESF-1.5	1 007 07 0000025
	ESM-2.5	1 007 06 0000026		ESF-2.5	1 007 07 0000026
	ESM-4.0	1 007 06 0000027		ESF-4.0	1 007 07 0000027



镀金 Gold Plated



Inserts	Product Model	Order No.	Inserts	Product Model	Order No.
Male	EGM-0.37	1 007 06 0000028	Female	EGF-0.37	1 007 07 0000028
	EGM-0.5	1 007 06 0000029		EGF-0.5	1 007 07 0000029
	EGM-0.75	1 007 06 0000030		EGF-0.75	1 007 07 0000030
	EGM-1.0	1 007 06 0000031		EGF-1.0	1 007 07 0000031
	EGM-1.5	1 007 06 0000032		EGF-1.5	1 007 07 0000032
	EGM-2.5	1 007 06 0000033		EGF-2.5	1 007 07 0000033
	EGM-4.0	1 007 06 0000034		EGF-4.0	1 007 07 0000034

Marking	Wire gauge	Stripping length	
no groove	0.14-0.37 mm <sup>2</sup>	AWG 26-22	7.5 mm
no groove	0.5 mm <sup>2</sup>	AWG 20	7.5 mm
1 no groove	0.75 mm <sup>2</sup>	AWG 18	7.5 mm
1 no groove	1 mm <sup>2</sup>	AWG 18	7.5 mm
2 no grooves	1.5 mm <sup>2</sup>	AWG 16	7.5 mm
3 no grooves	2.5 mm <sup>2</sup>	AWG 14	7.5 mm
wide groove	3 mm <sup>2</sup>	AWG 12	7.5 mm
no groove	4 mm <sup>2</sup>	AWG 12	7.5 mm

→ HEEE-64+ ⊕

500V/16A Size 24B 64+ ⊕

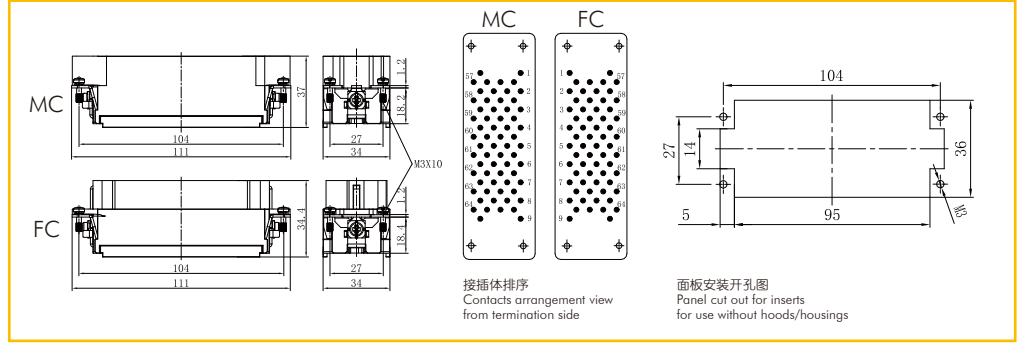
匹配 H24B 外壳系列, 参见P151-159 For H24B, Hood/Housing Please Refer Page No. P151-159

Identification	Product Model	Order No.	Product Model	Order No.
----------------	---------------	-----------	---------------	-----------

冷压连接 / Crimp Termination

HEEE-064-MC	1 007 03 0000143	HEEE-064-FC	1 007 03 0000144
-------------	------------------	-------------	------------------

Dimensions mm

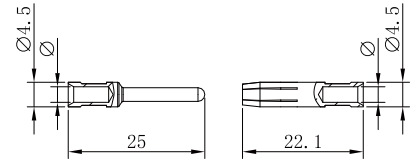


16A冷压针孔 / 16A Crimp Contacts

镀银 Silver Plated



Inserts	Product Model	Order No.	Inserts	Product Model	Order No.
Male	ESM-0.37	1 007 06 0000021	Female	ESF-0.37	1 007 07 0000021
	ESM-0.5	1 007 06 0000022		ESF-0.5	1 007 07 0000022
	ESM-0.75	1 007 06 0000023		ESF-0.75	1 007 07 0000023
	ESM-1.0	1 007 06 0000024		ESF-1.0	1 007 07 0000024
	ESM-1.5	1 007 06 0000025		ESF-1.5	1 007 07 0000025
	ESM-2.5	1 007 06 0000026		ESF-2.5	1 007 07 0000026
	ESM-4.0	1 007 06 0000027		ESF-4.0	1 007 07 0000027



Marking	Wire gauge	Stripping length
no groove	0.14-0.37 mm <sup>2</sup>	AWG 26-22
no groove	0.5 mm <sup>2</sup>	AWG 20
1 no groove	0.75 mm <sup>2</sup>	AWG 18
1 no groove	1 mm <sup>2</sup>	AWG 18
2 no grooves	1.5 mm <sup>2</sup>	AWG 16
3 no grooves	2.5 mm <sup>2</sup>	AWG 14
wide groove	3 mm <sup>2</sup>	AWG 12
no groove	4 mm <sup>2</sup>	AWG 12

镀金 Gold Plated



Inserts	Product Model	Order No.	Inserts	Product Model	Order No.
Male	EGM-0.37	1 007 06 0000028	Female	EGF-0.37	1 007 07 0000028
	EGM-0.5	1 007 06 0000029		EGF-0.5	1 007 07 0000029
	EGM-0.75	1 007 06 0000030		EGF-0.75	1 007 07 0000030
	EGM-1.0	1 007 06 0000031		EGF-1.0	1 007 07 0000031
	EGM-1.5	1 007 06 0000032		EGF-1.5	1 007 07 0000032
	EGM-2.5	1 007 06 0000033		EGF-2.5	1 007 07 0000033
	EGM-4.0	1 007 06 0000034		EGF-4.0	1 007 07 0000034

→ HEEE-80+

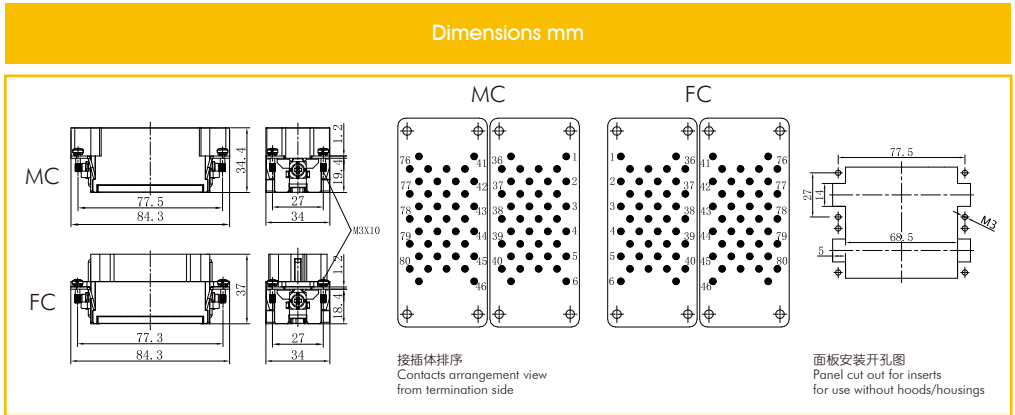
500V/16A Size 32B 80+

匹配 H32B 外壳系列,参见P160-163 For H32B,Hood/Housing Please Refer Page No. P160-163

Identification	Product Model	Order No.	Product Model	Order No.
----------------	---------------	-----------	---------------	-----------

冷压连接 / Crimp Termination

HEEE-040-MC	1 007 03 0000141	HEEE-040-FC	1 007 03 0000142
HEEE-080-MC (41-80)	1 007 03 0000145	HEEE-080-FC (41-80)	1 007 03 0000146

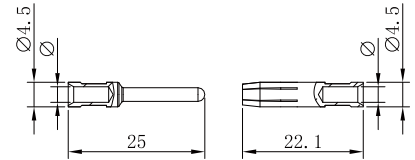


16A冷压针孔 / 16A Crimp Contacts

镀银 Silver Plated



Inserts	Product Model	Order No.	Inserts	Product Model	Order No.
Male	ESM-0.37	1 007 06 0000021	Female	ESF-0.37	1 007 07 0000021
	ESM-0.5	1 007 06 0000022		ESF-0.5	1 007 07 0000022
	ESM-0.75	1 007 06 0000023		ESF-0.75	1 007 07 0000023
	ESM-1.0	1 007 06 0000024		ESF-1.0	1 007 07 0000024
	ESM-1.5	1 007 06 0000025		ESF-1.5	1 007 07 0000025
	ESM-2.5	1 007 06 0000026		ESF-2.5	1 007 07 0000026
	ESM-4.0	1 007 06 0000027		ESF-4.0	1 007 07 0000027



Marking	Wire gauge	Stripping length
no groove	0.14-0.37 mm <sup>2</sup>	AWG 26-22
no groove	0.5 mm <sup>2</sup>	AWG 20
1 no groove	0.75 mm <sup>2</sup>	AWG 18
1 no groove	1 mm <sup>2</sup>	AWG 18
2 no grooves	1.5 mm <sup>2</sup>	AWG 16
3 no grooves	2.5 mm <sup>2</sup>	AWG 14
wide groove	3 mm <sup>2</sup>	AWG 12
no groove	4 mm <sup>2</sup>	AWG 12

镀金 Gold Plated



Inserts	Product Model	Order No.	Inserts	Product Model	Order No.
Male	EGM-0.37	1 007 06 0000028	Female	EGF-0.37	1 007 07 0000028
	EGM-0.5	1 007 06 0000029		EGF-0.5	1 007 07 0000029
	EGM-0.75	1 007 06 0000030		EGF-0.75	1 007 07 0000030
	EGM-1.0	1 007 06 0000031		EGF-1.0	1 007 07 0000031
	EGM-1.5	1 007 06 0000032		EGF-1.5	1 007 07 0000032
	EGM-2.5	1 007 06 0000033		EGF-2.5	1 007 07 0000033
	EGM-4.0	1 007 06 0000034		EGF-4.0	1 007 07 0000034

→ HEEE-128+

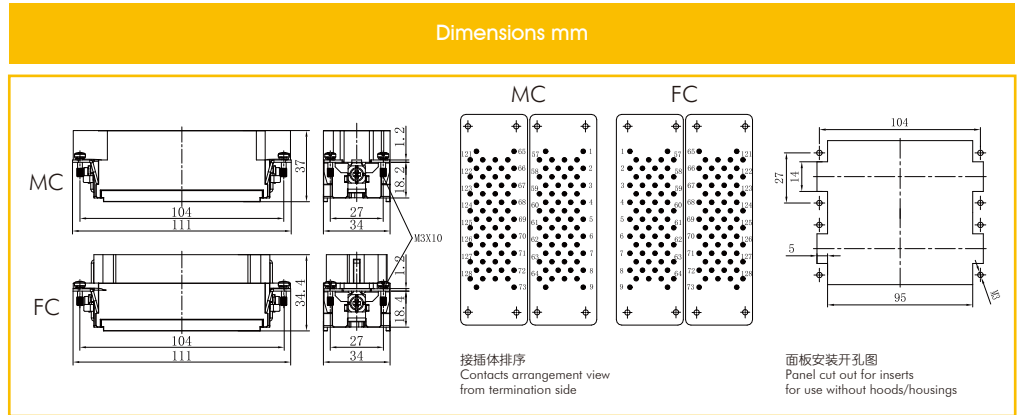
500V/16A Size 48B 128+

匹配 H48B 外壳系列,参见P164-165 For H48B,Hood/Housing Please Refer Page No. P164-165

Identification	Product Model	Order No.	Product Model	Order No.
----------------	---------------	-----------	---------------	-----------

冷压连接 / Crimp Termination

HEEE-064-MC	1 007 03 0000143	HEEE-064-FC	1 007 03 0000144
HEEE-128-MC (65-128)	1 007 03 0000147	HEEE-128-FC (65-128)	1 007 03 0000148

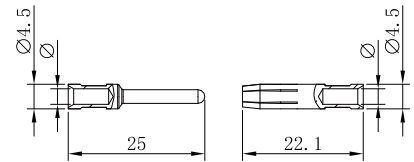


16A冷压针孔 / 16A Crimp Contacts

镀银 Silver Plated



Inserts	Product Model	Order No.	Inserts	Product Model	Order No.
Male	ESM-0.37	1 007 06 0000021	Female	ESF-0.37	1 007 07 0000021
	ESM-0.5	1 007 06 0000022		ESF-0.5	1 007 07 0000022
	ESM-0.75	1 007 06 0000023		ESF-0.75	1 007 07 0000023
	ESM-1.0	1 007 06 0000024		ESF-1.0	1 007 07 0000024
	ESM-1.5	1 007 06 0000025		ESF-1.5	1 007 07 0000025
	ESM-2.5	1 007 06 0000026		ESF-2.5	1 007 07 0000026
	ESM-4.0	1 007 06 0000027		ESF-4.0	1 007 07 0000027



Marking	Wire gauge	Stripping length
no groove	0.14-0.37 mm <sup>2</sup>	AWG 26-22
no groove	0.5 mm <sup>2</sup>	AWG 20
1 no groove	0.75 mm <sup>2</sup>	AWG 18
1 no groove	1 mm <sup>2</sup>	AWG 18
2 no grooves	1.5 mm <sup>2</sup>	AWG 16
3 no grooves	2.5 mm <sup>2</sup>	AWG 14
wide groove	3 mm <sup>2</sup>	AWG 12
no groove	4 mm <sup>2</sup>	AWG 12

镀金 Gold Plated



Inserts	Product Model	Order No.	Inserts	Product Model	Order No.
Male	EGM-0.37	1 007 06 0000028	Female	EGF-0.37	1 007 07 0000028
	EGM-0.5	1 007 06 0000029		EGF-0.5	1 007 07 0000029
	EGM-0.75	1 007 06 0000030		EGF-0.75	1 007 07 0000030
	EGM-1.0	1 007 06 0000031		EGF-1.0	1 007 07 0000031
	EGM-1.5	1 007 06 0000032		EGF-1.5	1 007 07 0000032
	EGM-2.5	1 007 06 0000033		EGF-2.5	1 007 07 0000033
	EGM-4.0	1 007 06 0000034		EGF-4.0	1 007 07 0000034

→ HD系列 HD Series

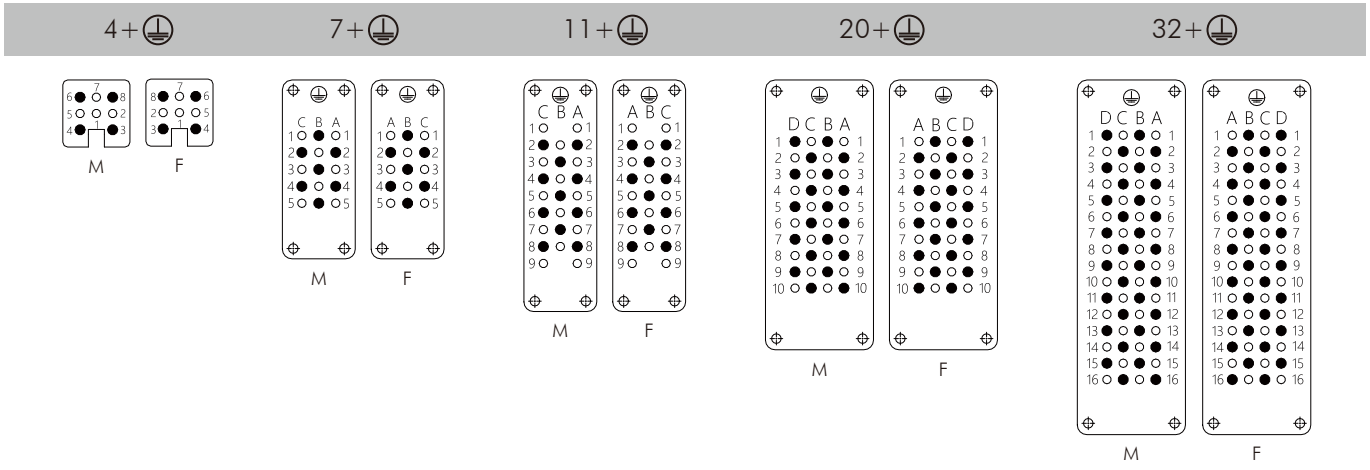
HD调整插针分布可提高工作电压至500V  
HD modified contact arrangement up to 500V

HD接插体在装满插针时，在绝缘等级3(C)时，其工作电压可达250V。但其插针分布经过调整，同样在绝缘等级3(C)时，其工作电压允许值可达500V。  
The connector series HD equipped with all contacts maybe used for voltage upto 250V at insulation group C, but modified contact loading arrangement permits useupto 500V at insulation group C.

插针分布图 Contact Arrangement View From Termination Side.

● 装有插针的插孔 Working Contact ○ 不装插针的插孔 Without Contact M-公接插体 Male Insert F-母接插体 Female Insert

10A 500V 6KV 3





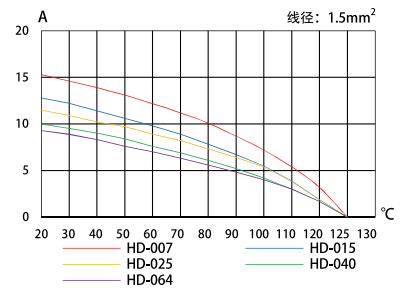
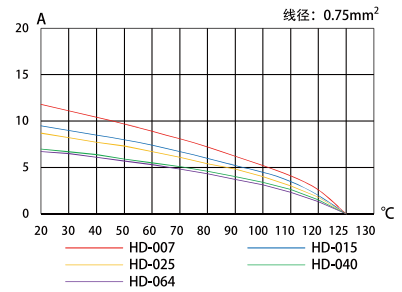
插芯 Inserts 可与框架及其他所有模块产品组合使用 Combination With Hinged Frame and Other Modules Possible.

技术参数 Technical Characteristics

规范	Specifications	DIN EN 60 664 / DIN EN 61 984
插芯	Inserts	
接插件针数	Number Of Contacts	7,8,15,25,40,50(2x25),64,80(2x40),128(2x64)+PE
额定电流 (见负载图)	Rated Current (See Current Carrying Capacity)	10A
额定电压	Rated Voltage	250V
额定脉冲电压	Rated Impulse Voltage	4KV
污染程度2时	Pollution Degree 2	10A 230/400V 4KV
污染程度	Pollution Degree	3
绝缘电阻	Insulation Resistance	$\geq 10^{10}\Omega$
材料	Material	聚碳酸酯 Polycarbonate
工作温度范围	Limiting Temperatures	-40°C...+125°C
依据UL 94的阻燃等级	Flammability Acc. To UL 94	V0
据UL/CUL额定电压	Rated Voltage Acc.To UL/CUL	600V
可拔插次数	Mating Cycles	$\geq 500$
插针	Contacts	
材料	Material	铜合金 Copper Alloy
表面处理	Surface	镀银/镀金 Hard Silver-Plated Hard Gold-Plated
接触电阻	Contact Resistance	$\leq 3m\Omega$
冷压压接	Crimp Termination	
导线规格	Wire Gauge	0.14-2.5mm <sup>2</sup> AWG 26-14

电流负载能力  
Current Carrying Capacity

电流负载能力所受的限制主要来自包含接插针的接插体可承受的最大温度。  
测试和控制过程依据 IEC 60512-3。  
The current carrying is limited by maximum temperature of materials for Inserts and contacts including terminals.  
Measuring and testing techniques according to IEC 60512-3.



→ HD-7+ ⊕

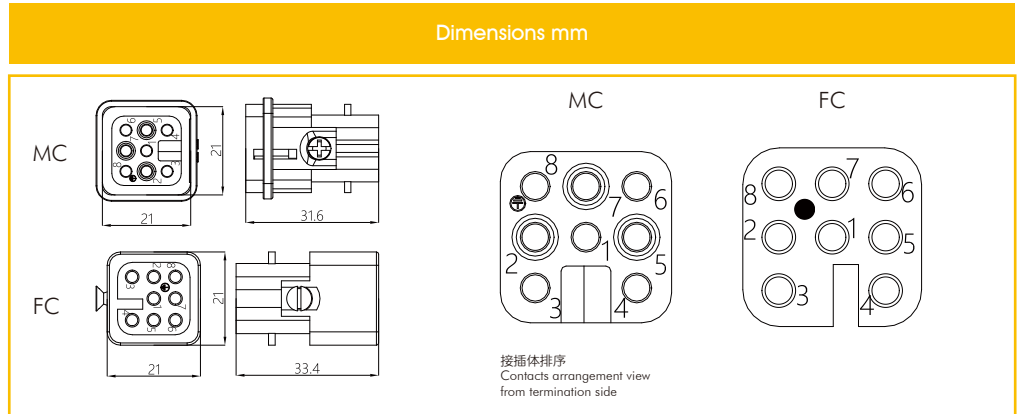
250V/10A Size 3A 7+ ⊕

匹配 H3A 外壳系列,参见P121-123 For H3A,Hood/Housing Please Refer Page No. P121-123

Identification	Product Model	Order No.	Product Model	Order No.
----------------	---------------	-----------	---------------	-----------

冷压连接 / Crimp Termination

HD-007-MC	1 007 03 000065	HD-007-FC	1 007 03 000066
-----------	-----------------	-----------	-----------------

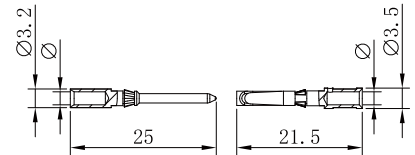


10A冷压针孔 / 10A Crimp Contacts

镀银 Silver Plated



Inserts	Product Model	Order No.	Inserts	Product Model	Order No.
Male	DSM-0.37	1 007 06 000009	Female	DSF-0.37	1 007 07 000009
	DSM-0.5	1 007 06 000010		DSF-0.5	1 007 07 000010
	DSM-0.75	1 007 06 000011		DSF-0.75	1 007 07 000011
	DSM-1.0	1 007 06 000012		DSF-1.0	1 007 07 000012
	DSM-1.5	1 007 06 000013		DSF-1.5	1 007 07 000013
	DSM-2.5	1 007 06 000014		DSF-2.5	1 007 07 000014



Wire gauge		φ	Stripping length
0.14-0.37 mm <sup>2</sup>	AWG 26-22	0.9 mm	8 mm
0.5 mm <sup>2</sup>	AWG 20	1.1 mm	8 mm
0.75 mm <sup>2</sup>	AWG 18	1.3 mm	8 mm
1 mm <sup>2</sup>	AWG 18	1.45 mm	8 mm
1.5 mm <sup>2</sup>	AWG 16	1.75 mm	8 mm
2.5 mm <sup>2</sup>	AWG 14	2.25 mm	6 mm

镀金 Gold Plated



Inserts	Product Model	Order No.	Inserts	Product Model	Order No.
Male	DGM-0.37	1 007 06 000015	Female	DGF-0.37	1 007 07 000015
	DGM-0.5	1 007 06 000016		DGF-0.5	1 007 07 000016
	DGM-0.75	1 007 06 000017		DGF-0.75	1 007 07 000017
	DGM-1.0	1 007 06 000018		DGF-1.0	1 007 07 000018
	DGM-1.5	1 007 06 000019		DGF-1.5	1 007 07 000019
	DGM-2.5	1 007 06 000020		DGF-2.5	1 007 07 000020

→ HD-8

-120V~50V/10A Size 3A 8

匹配 H3A 外壳系列,参见P121-123 For H3A,Hood/Housing Please Refer Page No. P121-123

Identification	Product Model	Order No.	Product Model	Order No.
----------------	---------------	-----------	---------------	-----------

冷压连接 / Crimp Termination

HD-008-MC	1 007 03 000067	HD-008-FC	1 007 03 000068
-----------	-----------------	-----------	-----------------



Dimensions mm

	MC	FC
Front View		
Side View		
Dimensions	21, 21, 31.6	21, 21, 33.4

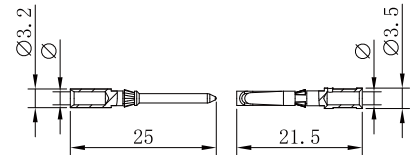
接插体排序  
Contacts arrangement view  
from termination side

10A冷压针孔 / 10A Crimp Contacts

镀银 Silver Plated



	Inserts	Product Model	Order No.	Inserts	Product Model	Order No.
Male	DSM-0.37	1 007 06 000009	Female	DSF-0.37	1 007 07 000009	
	DSM-0.5	1 007 06 000010		DSF-0.5	1 007 07 000010	
	DSM-0.75	1 007 06 000011		DSF-0.75	1 007 07 000011	
	DSM-1.0	1 007 06 000012		DSF-1.0	1 007 07 000012	
	DSM-1.5	1 007 06 000013		DSF-1.5	1 007 07 000013	
	DSM-2.5	1 007 06 000014		DSF-2.5	1 007 07 000014	



Wire gauge		φ	Stripping length
0.14-0.37 mm <sup>2</sup>	AWG 26-22	0.9 mm	8 mm
0.5 mm <sup>2</sup>	AWG 20	1.1 mm	8 mm
0.75 mm <sup>2</sup>	AWG 18	1.3 mm	8 mm
1 mm <sup>2</sup>	AWG 18	1.45 mm	8 mm
1.5 mm <sup>2</sup>	AWG 16	1.75 mm	8 mm
2.5 mm <sup>2</sup>	AWG 14	2.25 mm	6 mm

镀金 Gold Plated



	Inserts	Product Model	Order No.	Inserts	Product Model	Order No.
Male	DGM-0.37	1 007 06 000015	Female	DGF-0.37	1 007 07 000015	
	DGM-0.5	1 007 06 000016		DGF-0.5	1 007 07 000016	
	DGM-0.75	1 007 06 000017		DGF-0.75	1 007 07 000017	
	DGM-1.0	1 007 06 000018		DGF-1.0	1 007 07 000018	
	DGM-1.5	1 007 06 000019		DGF-1.5	1 007 07 000019	
	DGM-2.5	1 007 06 000020		DGF-2.5	1 007 07 000020	

→ HD-15+ ⊕

250V/10A Size 10A 15+ ⊕

匹配 H10A 外壳系列, 参见P124-125 For H10A, Hood/Housing Please Refer Page No. P124-125

Identification	Product Model	Order No.	Product Model	Order No.
----------------	---------------	-----------	---------------	-----------

冷压连接 / Crimp Termination

HD-015-MC	1 007 03 000069	HD-015-FC	1 007 03 000070
-----------	-----------------	-----------	-----------------



**Dimensions mm**

MC

FC

MC

接插体排序  
Contacts arrangement view  
from termination side

FC

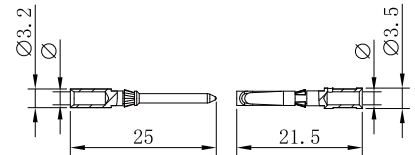
面板安装开孔图  
Panel cut out for inserts  
for use without hoods/housings

10A冷压针孔 / 10A Crimp Contacts

镀银 Silver Plated



Inserts	Product Model	Order No.	Inserts	Product Model	Order No.
Male	DSM-0.37	1 007 06 000009	Female	DSF-0.37	1 007 07 000009
	DSM-0.5	1 007 06 000010		DSF-0.5	1 007 07 000010
	DSM-0.75	1 007 06 000011		DSF-0.75	1 007 07 000011
	DSM-1.0	1 007 06 000012		DSF-1.0	1 007 07 000012
	DSM-1.5	1 007 06 000013		DSF-1.5	1 007 07 000013
	DSM-2.5	1 007 06 000014		DSF-2.5	1 007 07 000014



Wire gauge		φ	Stripping length
0.14-0.37 mm <sup>2</sup>	AWG 26-22	0.9 mm	8 mm
0.5 mm <sup>2</sup>	AWG 20	1.1 mm	8 mm
0.75 mm <sup>2</sup>	AWG 18	1.3 mm	8 mm
1 mm <sup>2</sup>	AWG 18	1.45 mm	8 mm
1.5 mm <sup>2</sup>	AWG 16	1.75 mm	8 mm
2.5 mm <sup>2</sup>	AWG 14	2.25 mm	6 mm

镀金 Gold Plated



Inserts	Product Model	Order No.	Inserts	Product Model	Order No.
Male	DGM-0.37	1 007 06 000015	Female	DGF-0.37	1 007 07 000015
	DGM-0.5	1 007 06 000016		DGF-0.5	1 007 07 000016
	DGM-0.75	1 007 06 000017		DGF-0.75	1 007 07 000017
	DGM-1.0	1 007 06 000018		DGF-1.0	1 007 07 000018
	DGM-1.5	1 007 06 000019		DGF-1.5	1 007 07 000019
	DGM-2.5	1 007 06 000020		DGF-2.5	1 007 07 000020

→ HD-25+ ⊕

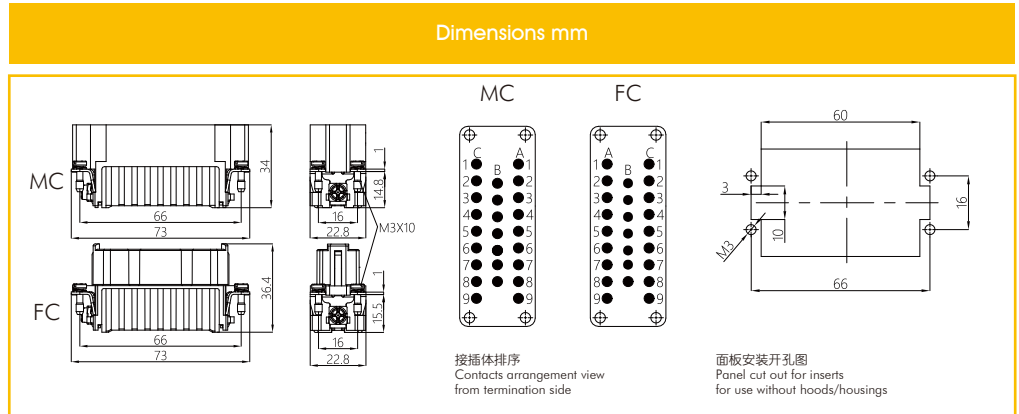
250V/10A Size 16A 25+ ⊕

匹配 H16A 外壳系列,参见P126-127 For H16A,Hood/Housing Please Refer Page No. P126-127

Identification	Product Model	Order No.	Product Model	Order No.
----------------	---------------	-----------	---------------	-----------

冷压连接 / Crimp Termination

HD-025-MC	1 007 03 0000071	HD-025-FC	1 007 03 0000072
-----------	------------------	-----------	------------------

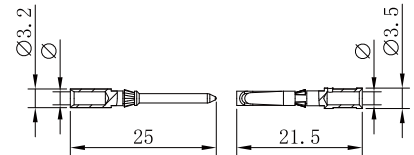


10A冷压针孔 / 10A Crimp Contacts

镀银 Silver Plated



Inserts	Product Model	Order No.	Inserts	Product Model	Order No.
Male	DSM-0.37	1 007 06 0000009	Female	DSF-0.37	1 007 07 0000009
	DSM-0.5	1 007 06 0000010		DSF-0.5	1 007 07 0000010
	DSM-0.75	1 007 06 0000011		DSF-0.75	1 007 07 0000011
	DSM-1.0	1 007 06 0000012		DSF-1.0	1 007 07 0000012
	DSM-1.5	1 007 06 0000013		DSF-1.5	1 007 07 0000013
	DSM-2.5	1 007 06 0000014		DSF-2.5	1 007 07 0000014



Wire gauge		φ	Stripping length
0.14-0.37 mm <sup>2</sup>	AWG 26-22	0.9 mm	8 mm
0.5 mm <sup>2</sup>	AWG 20	1.1 mm	8 mm
0.75 mm <sup>2</sup>	AWG 18	1.3 mm	8 mm
1 mm <sup>2</sup>	AWG 18	1.45 mm	8 mm
1.5 mm <sup>2</sup>	AWG 16	1.75 mm	8 mm
2.5 mm <sup>2</sup>	AWG 14	2.25 mm	6 mm

镀金 Gold Plated



Inserts	Product Model	Order No.	Inserts	Product Model	Order No.
Male	DGM-0.37	1 007 06 0000015	Female	DGF-0.37	1 007 07 0000015
	DGM-0.5	1 007 06 0000016		DGF-0.5	1 007 07 0000016
	DGM-0.75	1 007 06 0000017		DGF-0.75	1 007 07 0000017
	DGM-1.0	1 007 06 0000018		DGF-1.0	1 007 07 0000018
	DGM-1.5	1 007 06 0000019		DGF-1.5	1 007 07 0000019
	DGM-2.5	1 007 06 0000020		DGF-2.5	1 007 07 0000020

→ HD-40+ ⊕

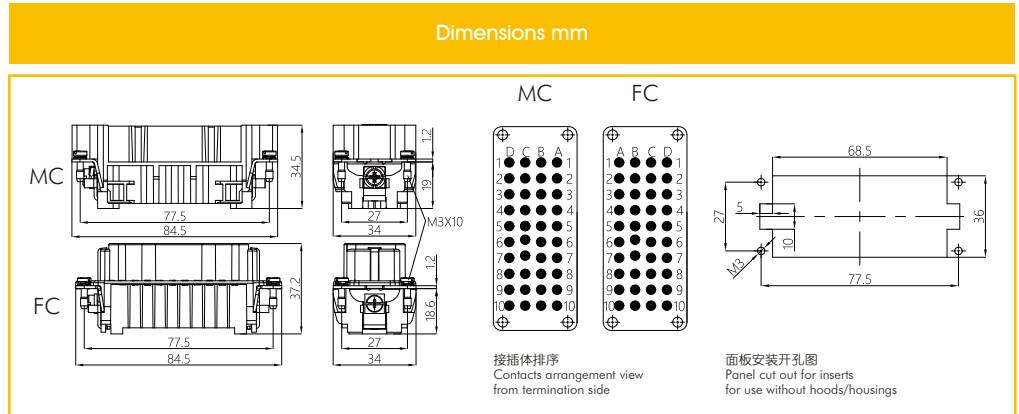
250V/10A Size 16B 40+ ⊕

匹配 H16B 外壳系列, 参见P142-150 For H16B, Hood/Housing Please Refer Page No. P142-150

Identification	Product Model	Order No.	Product Model	Order No.
----------------	---------------	-----------	---------------	-----------

冷压连接 / Crimp Termination

HD-040-MC	1 007 03 0000073	HD-040-FC	1 007 03 0000074
-----------	------------------	-----------	------------------

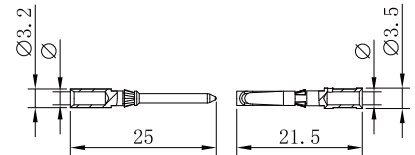


10A冷压针孔 / 10A Crimp Contacts

镀银 Silver Plated



Inserts	Product Model	Order No.	Inserts	Product Model	Order No.
Male	DSM-0.37	1 007 06 0000009	Female	DSF-0.37	1 007 07 0000009
	DSM-0.5	1 007 06 0000010		DSF-0.5	1 007 07 0000010
	DSM-0.75	1 007 06 0000011		DSF-0.75	1 007 07 0000011
	DSM-1.0	1 007 06 0000012		DSF-1.0	1 007 07 0000012
	DSM-1.5	1 007 06 0000013		DSF-1.5	1 007 07 0000013
	DSM-2.5	1 007 06 0000014		DSF-2.5	1 007 07 0000014



Wire gauge		φ	Stripping length
0.14-0.37 mm <sup>2</sup>	AWG 26-22	0.9 mm	8 mm
0.5 mm <sup>2</sup>	AWG 20	1.1 mm	8 mm
0.75 mm <sup>2</sup>	AWG 18	1.3 mm	8 mm
1 mm <sup>2</sup>	AWG 18	1.45 mm	8 mm
1.5 mm <sup>2</sup>	AWG 16	1.75 mm	8 mm
2.5 mm <sup>2</sup>	AWG 14	2.25 mm	6 mm

镀金 Gold Plated



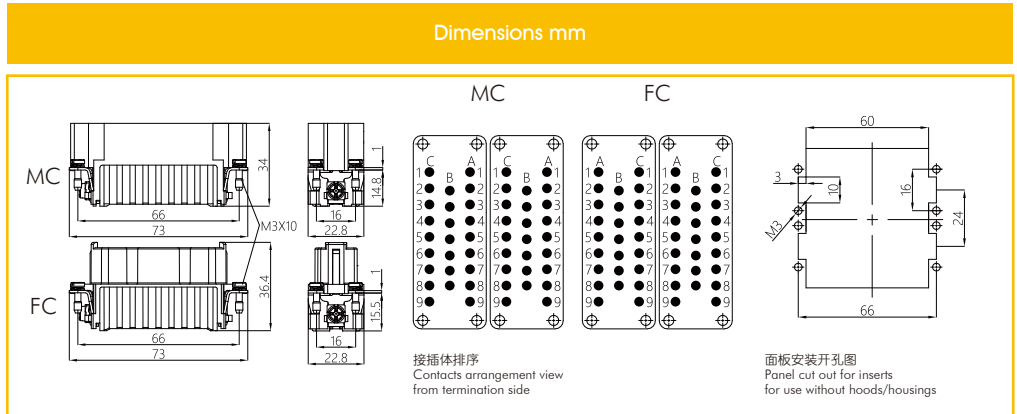
Inserts	Product Model	Order No.	Inserts	Product Model	Order No.
Male	DGM-0.37	1 007 06 0000015	Female	DGF-0.37	1 007 07 0000015
	DGM-0.5	1 007 06 0000016		DGF-0.5	1 007 07 0000016
	DGM-0.75	1 007 06 0000017		DGF-0.75	1 007 07 0000017
	DGM-1.0	1 007 06 0000018		DGF-1.0	1 007 07 0000018
	DGM-1.5	1 007 06 0000019		DGF-1.5	1 007 07 0000019
	DGM-2.5	1 007 06 0000020		DGF-2.5	1 007 07 0000020

→ HD-50+ ⊕

250V/10A Size 32A 50+ ⊕

匹配 H32A 外壳系列, 参见P128-129 For H32A, Hood/Housing Please Refer Page No. P128-129

Identification	Product Model	Order No.	Product Model	Order No.
冷压连接 / Crimp Termination	HD-025-MC	1 007 03 0000071	HD-025-FC	1 007 03 0000072
	HD-050-MC(26-50)	1 007 03 0000075	HD-050-FC(26-50)	1 007 03 0000076

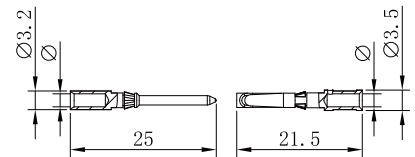


10A冷压针孔 / 10A Crimp Contacts

镀银 Silver Plated



Inserts	Product Model	Order No.	Inserts	Product Model	Order No.
Male	DSM-0.37	1 007 06 0000009	Female	DSF-0.37	1 007 07 0000009
	DSM-0.5	1 007 06 0000010		DSF-0.5	1 007 07 0000010
	DSM-0.75	1 007 06 0000011		DSF-0.75	1 007 07 0000011
	DSM-1.0	1 007 06 0000012		DSF-1.0	1 007 07 0000012
	DSM-1.5	1 007 06 0000013		DSF-1.5	1 007 07 0000013
	DSM-2.5	1 007 06 0000014		DSF-2.5	1 007 07 0000014



Wire gauge		φ	Stripping length
0.14-0.37 mm <sup>2</sup>	AWG 26-22	0.9 mm	8 mm
0.5 mm <sup>2</sup>	AWG 20	1.1 mm	8 mm
0.75 mm <sup>2</sup>	AWG 18	1.3 mm	8 mm
1 mm <sup>2</sup>	AWG 18	1.45 mm	8 mm
1.5 mm <sup>2</sup>	AWG 16	1.75 mm	8 mm
2.5 mm <sup>2</sup>	AWG 14	2.25 mm	6 mm

镀金 Gold Plated



Inserts	Product Model	Order No.	Inserts	Product Model	Order No.
Male	DGM-0.37	1 007 06 0000015	Female	DGF-0.37	1 007 07 0000015
	DGM-0.5	1 007 06 0000016		DGF-0.5	1 007 07 0000016
	DGM-0.75	1 007 06 0000017		DGF-0.75	1 007 07 0000017
	DGM-1.0	1 007 06 0000018		DGF-1.0	1 007 07 0000018
	DGM-1.5	1 007 06 0000019		DGF-1.5	1 007 07 0000019
	DGM-2.5	1 007 06 0000020		DGF-2.5	1 007 07 0000020



→ HD-64+ ⊕

250V/10A Size 24B 64+ ⊕

匹配 H24B 外壳系列, 参见P151-159 For H24B, Hood/Housing Please Refer Page No. P151-159

Identification	Product Model	Order No.	Product Model	Order No.
----------------	---------------	-----------	---------------	-----------

冷压连接 / Crimp Termination

HD-064-MC	1 007 03 000077	HD-064-FC	1 007 03 000078
-----------	-----------------	-----------	-----------------



Dimensions mm

MC FC

接插體排序  
Contacts arrangement view from termination side

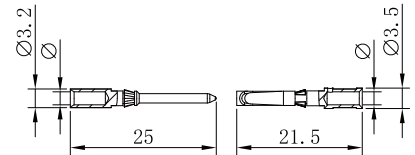
面板安裝開孔圖  
Panel cut out for inserts for use without hoods/housings

10A冷压针孔 / 10A Crimp Contacts

镀银 Silver Plated



Inserts	Product Model	Order No.	Inserts	Product Model	Order No.
Male	DSM-0.37	1 007 06 000009	Female	DSF-0.37	1 007 07 000009
	DSM-0.5	1 007 06 000010		DSF-0.5	1 007 07 000010
	DSM-0.75	1 007 06 000011		DSF-0.75	1 007 07 000011
	DSM-1.0	1 007 06 000012		DSF-1.0	1 007 07 000012
	DSM-1.5	1 007 06 000013		DSF-1.5	1 007 07 000013
	DSM-2.5	1 007 06 000014		DSF-2.5	1 007 07 000014



Wire gauge		φ	Stripping length
0.14-0.37 mm <sup>2</sup>	AWG 26-22	0.9 mm	8 mm
0.5 mm <sup>2</sup>	AWG 20	1.1 mm	8 mm
0.75 mm <sup>2</sup>	AWG 18	1.3 mm	8 mm
1 mm <sup>2</sup>	AWG 18	1.45 mm	8 mm
1.5 mm <sup>2</sup>	AWG 16	1.75 mm	8 mm
2.5 mm <sup>2</sup>	AWG 14	2.25 mm	6 mm

镀金 Gold Plated



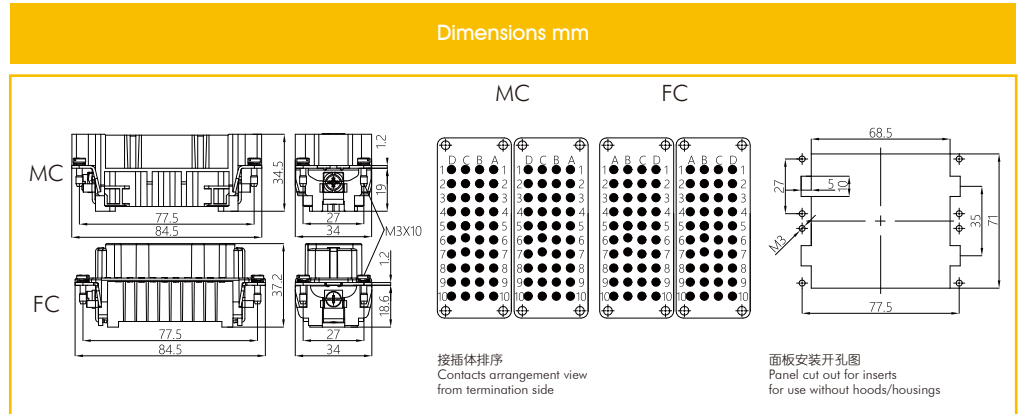
Inserts	Product Model	Order No.	Inserts	Product Model	Order No.
Male	DGM-0.37	1 007 06 000015	Female	DGF-0.37	1 007 07 000015
	DGM-0.5	1 007 06 000016		DGF-0.5	1 007 07 000016
	DGM-0.75	1 007 06 000017		DGF-0.75	1 007 07 000017
	DGM-1.0	1 007 06 000018		DGF-1.0	1 007 07 000018
	DGM-1.5	1 007 06 000019		DGF-1.5	1 007 07 000019
	DGM-2.5	1 007 06 000020		DGF-2.5	1 007 07 000020

→ HD-80+

250V/10A Size 32B 80+

匹配 H32B 外壳系列,参见P160-163 For H32B,Hood/Housing Please Refer Page No. P160-163

Identification	Product Model	Order No.	Product Model	Order No.
冷压连接 / Crimp Termination	HD-040-MC	1 007 03 0000073	HD-040-FC	1 007 03 0000074
	HD-080-MC(41-80)	1 007 03 0000079	HD-080-FC(41-80)	1 007 03 0000080

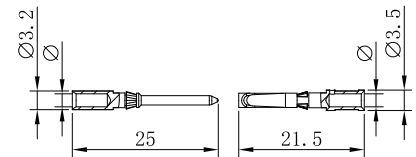


10A冷压针孔 / 10A Crimp Contacts

镀银 Silver Plated



Inserts	Product Model	Order No.	Inserts	Product Model	Order No.
Male	DSM-0.37	1 007 06 0000009	Female	DSF-0.37	1 007 07 0000009
	DSM-0.5	1 007 06 0000010		DSF-0.5	1 007 07 0000010
	DSM-0.75	1 007 06 0000011		DSF-0.75	1 007 07 0000011
	DSM-1.0	1 007 06 0000012		DSF-1.0	1 007 07 0000012
	DSM-1.5	1 007 06 0000013		DSF-1.5	1 007 07 0000013
	DSM-2.5	1 007 06 0000014		DSF-2.5	1 007 07 0000014



Wire gauge		φ	Stripping length
0.14-0.37 mm <sup>2</sup>	AWG 26-22	0.9 mm	8 mm
0.5 mm <sup>2</sup>	AWG 20	1.1 mm	8 mm
0.75 mm <sup>2</sup>	AWG 18	1.3 mm	8 mm
1 mm <sup>2</sup>	AWG 18	1.45 mm	8 mm
1.5 mm <sup>2</sup>	AWG 16	1.75 mm	8 mm
2.5 mm <sup>2</sup>	AWG 14	2.25 mm	6 mm

镀金 Gold Plated



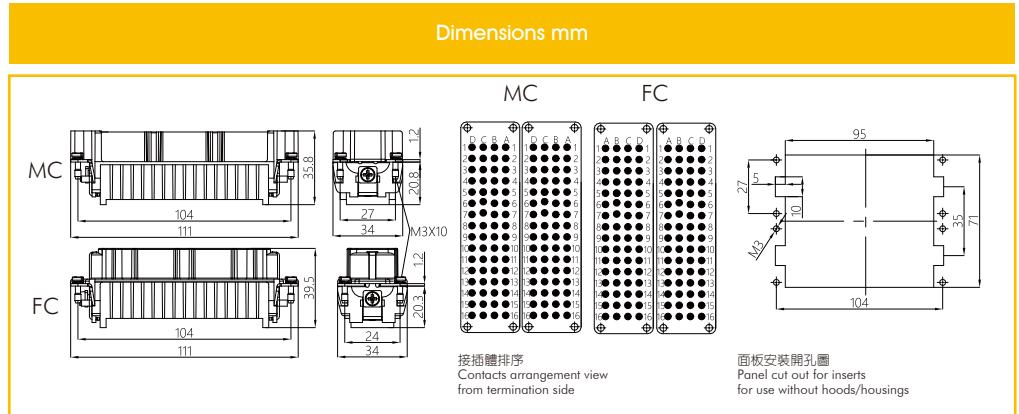
Inserts	Product Model	Order No.	Inserts	Product Model	Order No.
Male	DGM-0.37	1 007 06 0000015	Female	DGF-0.37	1 007 07 0000015
	DGM-0.5	1 007 06 0000016		DGF-0.5	1 007 07 0000016
	DGM-0.75	1 007 06 0000017		DGF-0.75	1 007 07 0000017
	DGM-1.0	1 007 06 0000018		DGF-1.0	1 007 07 0000018
	DGM-1.5	1 007 06 0000019		DGF-1.5	1 007 07 0000019
	DGM-2.5	1 007 06 0000020		DGF-2.5	1 007 07 0000020

→ HD-128+ ⊕

250V/10A Size 48B 128+ ⊕

匹配 H48B 外壳系列, 参见P164-165 For H48B, Hood/Housing Please Refer Page No. P164-165

Identification	Product Model	Order No.	Product Model	Order No.
冷压连接 / Crimp Termination	HD-064-MC	1 007 03 0000077	HD-064-FC	1 007 03 0000078
	HD-128-MC(65-128)	1 007 03 0000081	HD-128-FC(65-128)	1 007 03 0000082

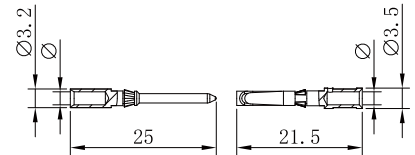


10A冷压针孔 / 10A Crimp Contacts

镀银 Silver Plated



Inserts	Product Model	Order No.	Inserts	Product Model	Order No.
Male	DSM-0.37	1 007 06 0000009	Female	DSF-0.37	1 007 07 0000009
	DSM-0.5	1 007 06 0000010		DSF-0.5	1 007 07 0000010
	DSM-0.75	1 007 06 0000011		DSF-0.75	1 007 07 0000011
	DSM-1.0	1 007 06 0000012		DSF-1.0	1 007 07 0000012
	DSM-1.5	1 007 06 0000013		DSF-1.5	1 007 07 0000013
	DSM-2.5	1 007 06 0000014		DSF-2.5	1 007 07 0000014



Wire gauge		φ	Stripping length
0.14-0.37 mm <sup>2</sup>	AWG 26-22	0.9 mm	8 mm
0.5 mm <sup>2</sup>	AWG 20	1.1 mm	8 mm
0.75 mm <sup>2</sup>	AWG 18	1.3 mm	8 mm
1 mm <sup>2</sup>	AWG 18	1.45 mm	8 mm
1.5 mm <sup>2</sup>	AWG 16	1.75 mm	8 mm
2.5 mm <sup>2</sup>	AWG 14	2.25 mm	6 mm

镀金 Gold Plated



Inserts	Product Model	Order No.	Inserts	Product Model	Order No.
Male	DGM-0.37	1 007 06 0000015	Female	DGF-0.37	1 007 07 0000015
	DGM-0.5	1 007 06 0000016		DGF-0.5	1 007 07 0000016
	DGM-0.75	1 007 06 0000017		DGF-0.75	1 007 07 0000017
	DGM-1.0	1 007 06 0000018		DGF-1.0	1 007 07 0000018
	DGM-1.5	1 007 06 0000019		DGF-1.5	1 007 07 0000019
	DGM-2.5	1 007 06 0000020		DGF-2.5	1 007 07 0000020

→ HDD 系列 HDD Series

HDD调整插针分布可提高工作电压至500V  
HDD modified contact arrangement up to 500V

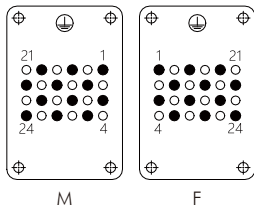
HDD接插体在装满插针时，在绝缘等级3(C)时，其工作电压可达250V。但其插针分布经过调整，同样在绝缘等级3(C)时，其工作电压允许值可达500V。  
The connector series HDD equipped with all contacts maybe used for voltage upto 250V at insulation group C, but modified contact loading arrangement permits use upto 500V at insulation group C.

插针分布图 Contact Arrangement View From Termination Side.

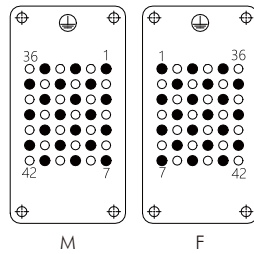
● 装有插针的插孔 Working Contact ○ 不装插针的插孔 Without Contact M-公接插体 Male Insert F-母接插体 Female Insert

10A 400V 6KV 3

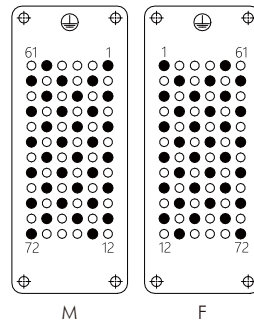
12+




21+



34+

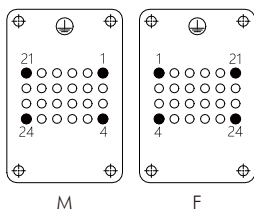


52+

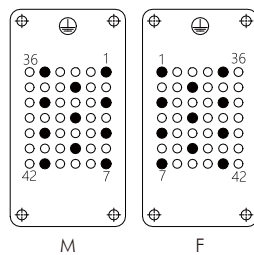


10A 500V 6KV 3

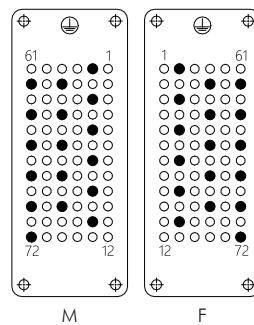
5+




11+



17+



26+



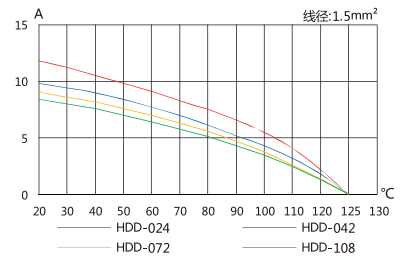
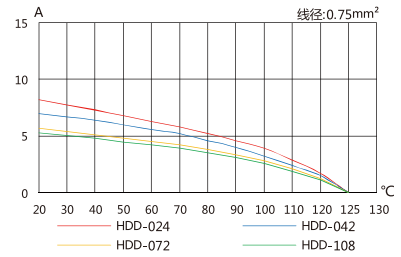
插芯 Inserts 可与框架及其他所有模块产品组合使用 Combination With Hinged Frame and Other Modules Possible.

技术参数 Technical Characteristics

规范	Specifications	DIN EN 60 664 / DIN EN 61 984
插芯	Inserts	
接插件针数	Number Of Contacts	24,42,72,108,144(2x72),216(2x108)+PE
额定电流 (见负载图)	Rated Current (See Current Carrying Capacity)	10A
额定电压	Rated Voltage	250V
额定脉冲电压	Rated Impulse Voltage	4KV
污染程度2时	Pollution Degree 2	10A 230/400V 4KV
污染程度	Pollution Degree	3
绝缘电阻	Insulation Resistance	$\geq 10^9 \Omega$
材料	Material	聚碳酸酯 Polycarbonate
工作温度范围	Limiting Temperatures	-40°C...+125°C
依据UL 94的阻燃等级	Flammability Acc. To UL 94	V0
据UL/CUL额定电压	Rated Voltage Acc.To UL/CUL	600V
可拔插次数	Mating Cycles	$\geq 500$
插针	Contacts	
材料	Material	铜合金 Copper Alloy
表面处理	Surface	镀银/镀金 Hard Silver-Plated Hard Gold-Plated
接触电阻	Contact Resistance	$\leq 3m\Omega$
冷压压接	Crimp Termination	
导线规格	Wire Gauge	0.14-2.5mm <sup>2</sup> AWG 26-14

电流负载能力  
Current Carrying Capacity

电流负载能力所受的限制主要来自包含接插针的接插体可承受的最大温度。  
测试和控制过程依据 IEC 60512-3。  
The current carrying is limited by maximum temperature of materials for Inserts and contacts including terminals.  
Measuring and testing techniques according to IEC 60512-3.



→ HDD-24+ ⊕

250V/10A Size 6B 24+ ⊕

匹配 H6B 外壳系列,参见P130-132 For H6B,Hood/Housing Please Refer Page No. P130-132

Identification	Product Model	Order No.	Product Model	Order No.
----------------	---------------	-----------	---------------	-----------

冷压连接 / Crimp Termination

HDD-024-MC	1 007 03 0000083	HDD-024-FC	1 007 03 0000084
------------	------------------	------------	------------------



**Dimensions mm**

接插体排序  
Contacts arrangement view from termination side

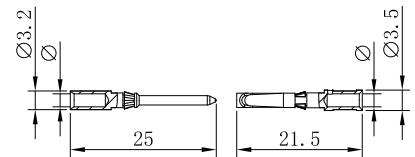
面板安装开孔图  
Panel cut out for inserts for use without hoods/housings

10A冷压针孔 / 10A Crimp Contacts

镀银 Silver Plated



Inserts	Product Model	Order No.	Inserts	Product Model	Order No.
Male	DSM-0.37	1 007 06 0000009	Female	DSF-0.37	1 007 07 0000009
	DSM-0.5	1 007 06 0000010		DSF-0.5	1 007 07 0000010
	DSM-0.75	1 007 06 0000011		DSF-0.75	1 007 07 0000011
	DSM-1.0	1 007 06 0000012		DSF-1.0	1 007 07 0000012
	DSM-1.5	1 007 06 0000013		DSF-1.5	1 007 07 0000013
	DSM-2.5	1 007 06 0000014		DSF-2.5	1 007 07 0000014



Wire gauge		φ	Stripping length
0.14-0.37 mm <sup>2</sup>	AWG 26-22	0.9 mm	8 mm
0.5 mm <sup>2</sup>	AWG 20	1.1 mm	8 mm
0.75 mm <sup>2</sup>	AWG 18	1.3 mm	8 mm
1 mm <sup>2</sup>	AWG 18	1.45 mm	8 mm
1.5 mm <sup>2</sup>	AWG 16	1.75 mm	8 mm
2.5 mm <sup>2</sup>	AWG 14	2.25 mm	6 mm

镀金 Gold Plated



Inserts	Product Model	Order No.	Inserts	Product Model	Order No.
Male	DGM-0.37	1 007 06 0000015	Female	DGF-0.37	1 007 07 0000015
	DGM-0.5	1 007 06 0000016		DGF-0.5	1 007 07 0000016
	DGM-0.75	1 007 06 0000017		DGF-0.75	1 007 07 0000017
	DGM-1.0	1 007 06 0000018		DGF-1.0	1 007 07 0000018
	DGM-1.5	1 007 06 0000019		DGF-1.5	1 007 07 0000019
	DGM-2.5	1 007 06 0000020		DGF-2.5	1 007 07 0000020

→ HDD-42+ ⊥

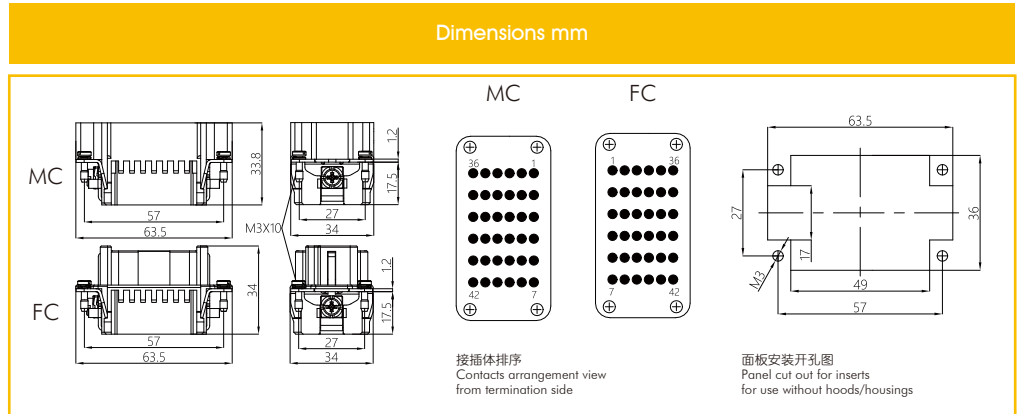
250V/10A Size 10B 42+ ⊥

匹配 H10B 外壳系列, 参见P133-141 For H10B, Hood/Housing Please Refer Page No. P133-141

Identification	Product Model	Order No.	Product Model	Order No.
----------------	---------------	-----------	---------------	-----------

冷压连接 / Crimp Termination

HDD-042-MC	1 007 03 000085	HDD-042-FC	1 007 03 000086
------------	-----------------	------------	-----------------

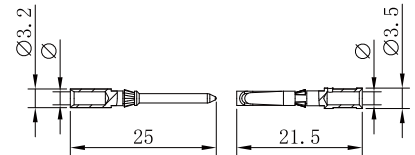


10A冷压针孔 / 10A Crimp Contacts

镀银 Silver Plated



Inserts	Product Model	Order No.	Inserts	Product Model	Order No.
Male	DSM-0.37	1 007 06 000009	Female	DSF-0.37	1 007 07 000009
	DSM-0.5	1 007 06 000010		DSF-0.5	1 007 07 000010
	DSM-0.75	1 007 06 000011		DSF-0.75	1 007 07 000011
	DSM-1.0	1 007 06 000012		DSF-1.0	1 007 07 000012
	DSM-1.5	1 007 06 000013		DSF-1.5	1 007 07 000013
	DSM-2.5	1 007 06 000014		DSF-2.5	1 007 07 000014



Wire gauge		φ	Stripping length
0.14-0.37 mm <sup>2</sup>	AWG 26-22	0.9 mm	8 mm
0.5 mm <sup>2</sup>	AWG 20	1.1 mm	8 mm
0.75 mm <sup>2</sup>	AWG 18	1.3 mm	8 mm
1 mm <sup>2</sup>	AWG 18	1.45 mm	8 mm
1.5 mm <sup>2</sup>	AWG 16	1.75 mm	8 mm
2.5 mm <sup>2</sup>	AWG 14	2.25 mm	6 mm

镀金 Gold Plated



Inserts	Product Model	Order No.	Inserts	Product Model	Order No.
Male	DGM-0.37	1 007 06 000015	Female	DGF-0.37	1 007 07 000015
	DGM-0.5	1 007 06 000016		DGF-0.5	1 007 07 000016
	DGM-0.75	1 007 06 000017		DGF-0.75	1 007 07 000017
	DGM-1.0	1 007 06 000018		DGF-1.0	1 007 07 000018
	DGM-1.5	1 007 06 000019		DGF-1.5	1 007 07 000019
	DGM-2.5	1 007 06 000020		DGF-2.5	1 007 07 000020



→ HDD-72+ ⊕

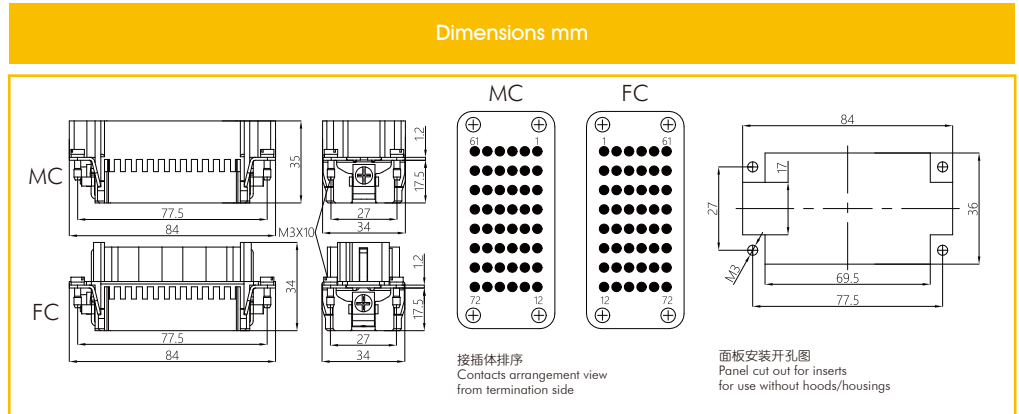
250V/10A Size 16B 72+ ⊕

匹配 H16B 外壳系列, 参见P142-150 For H16B, Hood/Housing Please Refer Page No. P142-150

Identification	Product Model	Order No.	Product Model	Order No.
----------------	---------------	-----------	---------------	-----------

冷压连接 / Crimp Termination

HDD-072-MC	1 007 03 000087	HDD-072-FC	1 007 03 000088
------------	-----------------	------------	-----------------

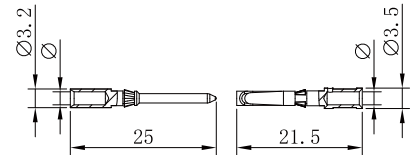


10A冷压针孔 / 10A Crimp Contacts

镀银 Silver Plated



Inserts	Product Model	Order No.	Inserts	Product Model	Order No.
Male	DSM-0.37	1 007 06 000009	Female	DSF-0.37	1 007 07 000009
	DSM-0.5	1 007 06 000010		DSF-0.5	1 007 07 000010
	DSM-0.75	1 007 06 000011		DSF-0.75	1 007 07 000011
	DSM-1.0	1 007 06 000012		DSF-1.0	1 007 07 000012
	DSM-1.5	1 007 06 000013		DSF-1.5	1 007 07 000013
	DSM-2.5	1 007 06 000014		DSF-2.5	1 007 07 000014



Wire gauge		φ	Stripping length
0.14-0.37 mm <sup>2</sup>	AWG 26-22	0.9 mm	8 mm
0.5 mm <sup>2</sup>	AWG 20	1.1 mm	8 mm
0.75 mm <sup>2</sup>	AWG 18	1.3 mm	8 mm
1 mm <sup>2</sup>	AWG 18	1.45 mm	8 mm
1.5 mm <sup>2</sup>	AWG 16	1.75 mm	8 mm
2.5 mm <sup>2</sup>	AWG 14	2.25 mm	6 mm

镀金 Gold Plated



Inserts	Product Model	Order No.	Inserts	Product Model	Order No.
Male	DGM-0.37	1 007 06 000015	Female	DGF-0.37	1 007 07 000015
	DGM-0.5	1 007 06 000016		DGF-0.5	1 007 07 000016
	DGM-0.75	1 007 06 000017		DGF-0.75	1 007 07 000017
	DGM-1.0	1 007 06 000018		DGF-1.0	1 007 07 000018
	DGM-1.5	1 007 06 000019		DGF-1.5	1 007 07 000019
	DGM-2.5	1 007 06 000020		DGF-2.5	1 007 07 000020

→ HDD-108+ ⊕

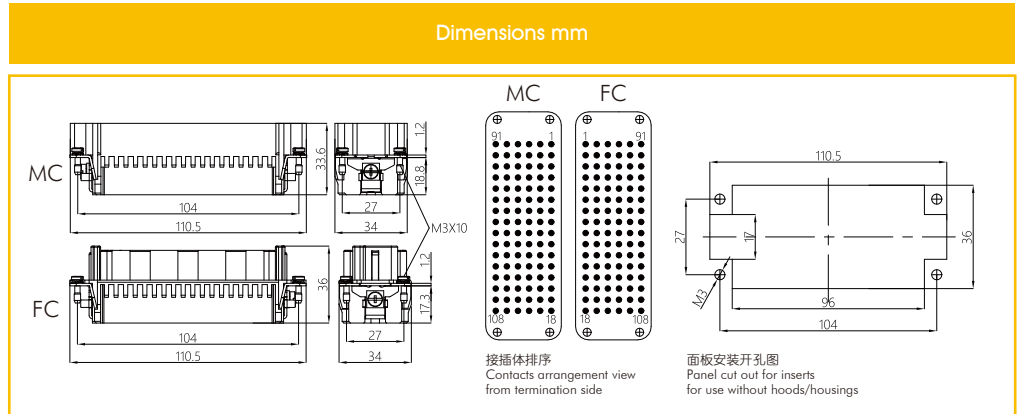
250V/10A Size 24B 108+ ⊕

匹配 H24B 外壳系列,参见P151-159 For H24B,Hood/Housing Please Refer Page No. P151-159

Identification	Product Model	Order No.	Product Model	Order No.
----------------	---------------	-----------	---------------	-----------

冷压连接 / Crimp Termination

HDD-108-MC	1 007 03 0000089	HDD-108-FC	1 007 03 0000090
------------	------------------	------------	------------------

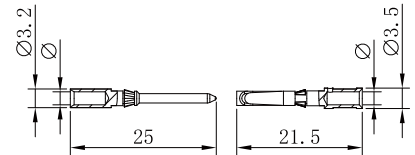


10A冷压针孔 / 10A Crimp Contacts

镀银 Silver Plated



Inserts	Product Model	Order No.	Inserts	Product Model	Order No.
Male	DSM-0.37	1 007 06 0000009	Female	DSF-0.37	1 007 07 0000009
	DSM-0.5	1 007 06 0000010		DSF-0.5	1 007 07 0000010
	DSM-0.75	1 007 06 0000011		DSF-0.75	1 007 07 0000011
	DSM-1.0	1 007 06 0000012		DSF-1.0	1 007 07 0000012
	DSM-1.5	1 007 06 0000013		DSF-1.5	1 007 07 0000013
	DSM-2.5	1 007 06 0000014		DSF-2.5	1 007 07 0000014



Wire gauge		φ	Stripping length
0.14-0.37 mm <sup>2</sup>	AWG 26-22	0.9 mm	8 mm
0.5 mm <sup>2</sup>	AWG 20	1.1 mm	8 mm
0.75 mm <sup>2</sup>	AWG 18	1.3 mm	8 mm
1 mm <sup>2</sup>	AWG 18	1.45 mm	8 mm
1.5 mm <sup>2</sup>	AWG 16	1.75 mm	8 mm
2.5 mm <sup>2</sup>	AWG 14	2.25 mm	6 mm

镀金 Gold Plated



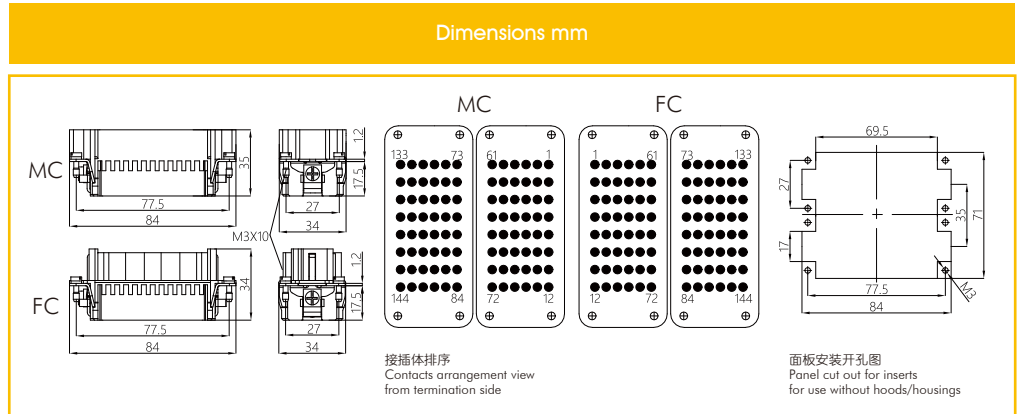
Inserts	Product Model	Order No.	Inserts	Product Model	Order No.
Male	DGM-0.37	1 007 06 0000015	Female	DGF-0.37	1 007 07 0000015
	DGM-0.5	1 007 06 0000016		DGF-0.5	1 007 07 0000016
	DGM-0.75	1 007 06 0000017		DGF-0.75	1 007 07 0000017
	DGM-1.0	1 007 06 0000018		DGF-1.0	1 007 07 0000018
	DGM-1.5	1 007 06 0000019		DGF-1.5	1 007 07 0000019
	DGM-2.5	1 007 06 0000020		DGF-2.5	1 007 07 0000020

→ HDD-144+ ⊕

250V/10A Size 32B 144+ ⊕

匹配 H32B 外壳系列, 参见P160-163 For H32B, Hood/Housing Please Refer Page No. P160-163

Identification	Product Model	Order No.	Product Model	Order No.
冷压连接 / Crimp Termination	HDD-072-MC	1 007 03 0000087	HDD-072-FC	1 007 03 0000088
	HDD-144-MC(73-144)	1 007 03 0000091	HDD-144-FC(73-144)	1 007 03 0000092

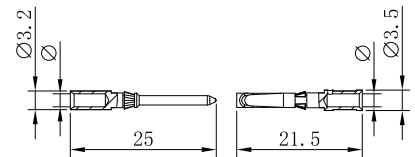


10A冷压针孔 / 10A Crimp Contacts

镀银 Silver Plated



Inserts	Product Model	Order No.	Inserts	Product Model	Order No.
Male	DSM-0.37	1 007 06 0000009	Female	DSF-0.37	1 007 07 0000009
	DSM-0.5	1 007 06 0000010		DSF-0.5	1 007 07 0000010
	DSM-0.75	1 007 06 0000011		DSF-0.75	1 007 07 0000011
	DSM-1.0	1 007 06 0000012		DSF-1.0	1 007 07 0000012
	DSM-1.5	1 007 06 0000013		DSF-1.5	1 007 07 0000013
	DSM-2.5	1 007 06 0000014		DSF-2.5	1 007 07 0000014



Wire gauge		φ	Stripping length
0.14-0.37 mm <sup>2</sup>	AWG 26-22	0.9 mm	8 mm
0.5 mm <sup>2</sup>	AWG 20	1.1 mm	8 mm
0.75 mm <sup>2</sup>	AWG 18	1.3 mm	8 mm
1 mm <sup>2</sup>	AWG 18	1.45 mm	8 mm
1.5 mm <sup>2</sup>	AWG 16	1.75 mm	8 mm
2.5 mm <sup>2</sup>	AWG 14	2.25 mm	6 mm

镀金 Gold Plated



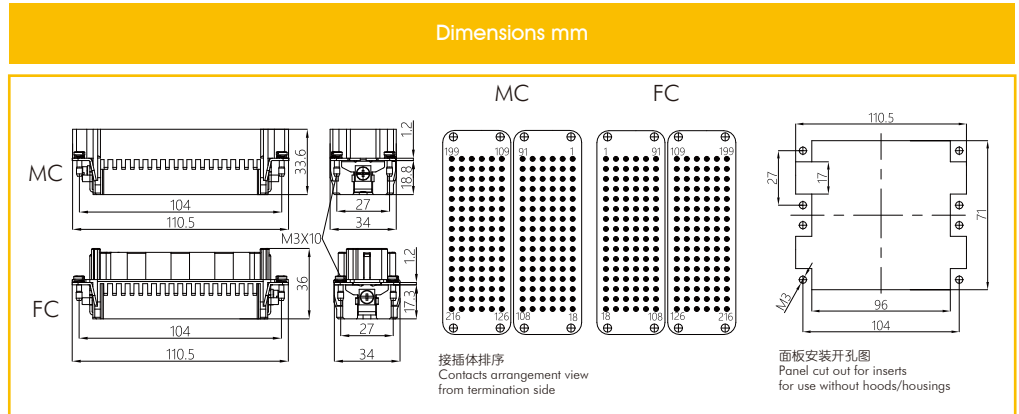
Inserts	Product Model	Order No.	Inserts	Product Model	Order No.
Male	DGM-0.37	1 007 06 0000015	Female	DGF-0.37	1 007 07 0000015
	DGM-0.5	1 007 06 0000016		DGF-0.5	1 007 07 0000016
	DGM-0.75	1 007 06 0000017		DGF-0.75	1 007 07 0000017
	DGM-1.0	1 007 06 0000018		DGF-1.0	1 007 07 0000018
	DGM-1.5	1 007 06 0000019		DGF-1.5	1 007 07 0000019
	DGM-2.5	1 007 06 0000020		DGF-2.5	1 007 07 0000020

→ HDD-216+

250V/10A Size 48B 216+

匹配 H48B 外壳系列,参见P164-165 For H48B,Hood/Housing Please Refer Page No. P164-165

Identification	Product Model	Order No.	Product Model	Order No.
冷压连接 / Crimp Termination	HDD-108-MC	1 007 03 0000089	HDD-108-FC	1 007 03 0000090
	HDD-216-MC(109-216)	1 007 03 0000093	HDD-216-FC(109-216)	1 007 03 0000094

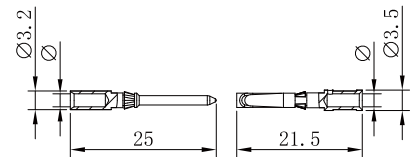


10A冷压针孔 / 10A Crimp Contacts

镀银 Silver Plated



Inserts	Product Model	Order No.	Inserts	Product Model	Order No.
Male	DSM-0.37	1 007 06 0000009	Female	DSF-0.37	1 007 07 0000009
	DSM-0.5	1 007 06 0000010		DSF-0.5	1 007 07 0000010
	DSM-0.75	1 007 06 0000011		DSF-0.75	1 007 07 0000011
	DSM-1.0	1 007 06 0000012		DSF-1.0	1 007 07 0000012
	DSM-1.5	1 007 06 0000013		DSF-1.5	1 007 07 0000013
	DSM-2.5	1 007 06 0000014		DSF-2.5	1 007 07 0000014



镀金 Gold Plated



Inserts	Product Model	Order No.	Inserts	Product Model	Order No.
Male	DGM-0.37	1 007 06 0000015	Female	DGF-0.37	1 007 07 0000015
	DGM-0.5	1 007 06 0000016		DGF-0.5	1 007 07 0000016
	DGM-0.75	1 007 06 0000017		DGF-0.75	1 007 07 0000017
	DGM-1.0	1 007 06 0000018		DGF-1.0	1 007 07 0000018
	DGM-1.5	1 007 06 0000019		DGF-1.5	1 007 07 0000019
	DGM-2.5	1 007 06 0000020		DGF-2.5	1 007 07 0000020

Wire gauge		φ	Stripping length
0.14-0.37 mm <sup>2</sup>	AWG 26-22	0.9 mm	8 mm
0.5 mm <sup>2</sup>	AWG 20	1.1 mm	8 mm
0.75 mm <sup>2</sup>	AWG 18	1.3 mm	8 mm
1 mm <sup>2</sup>	AWG 18	1.45 mm	8 mm
1.5 mm <sup>2</sup>	AWG 16	1.75 mm	8 mm
2.5 mm <sup>2</sup>	AWG 14	2.25 mm	6 mm

插芯 Inserts 可与框架及其他所有模块产品组合使用 Combination With Hinged Frame and Other Modules Possible.

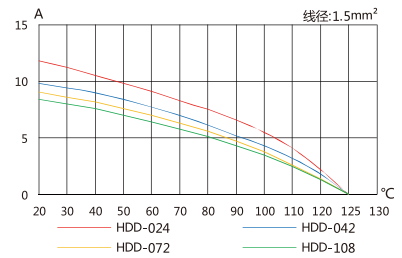
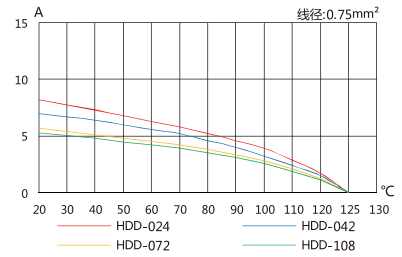
技术参数 Technical Characteristics

规范	Specifications	DIN EN 60 664 / DIN EN 61 984
插芯	Inserts	
接插件针数	Number Of Contacts	55,75,107+PE
额定电流 (见负载图)	Rated Current (See Current Carrying Capacity)	10A
额定电压	Rated Voltage	250V
额定脉冲电压	Rated Impulse Voltage	4KV
污染程度2时	Pollution Degree 2	10A 230/400V 4KV
污染程度	Pollution Degree	3
绝缘电阻	Insulation Resistance	$\geq 10^9 \Omega$
材料	Material	聚碳酸酯 Polycarbonate
工作温度范围	Limiting Temperatures	-40°C...+125°C
依据UL 94的阻燃等级	Flammability Acc. To UL 94	V0
据UL/CUL额定电压	Rated Voltage Acc.To UL/CUL	600V
可拔插次数	Mating Cycles	$\geq 500$
插针	Contacts	
材料	Material	铜合金 Copper Alloy
表面处理	Surface	镀银/镀金 Hard Silver-Plated Hard Gold-Plated
接触电阻	Contact Resistance	$\leq 3m\Omega$
冷压压接	Crimp Termination	
导线规格	Wire Gauge	0.14-2.5mm <sup>2</sup> AWG 26-14

电流负载能力  
Current Carrying Capacity

电流负载能力所受的限制主要来自包含接插针的接插体可承受的最大温度。  
测试和控制过程依据 IEC 60512-3。

The current carrying is limited by maximum temperature of materials for Inserts and contacts including terminals.  
Measuring and testing techniques according to IEC 60512-3.



→ HDDD-55+ ⊕

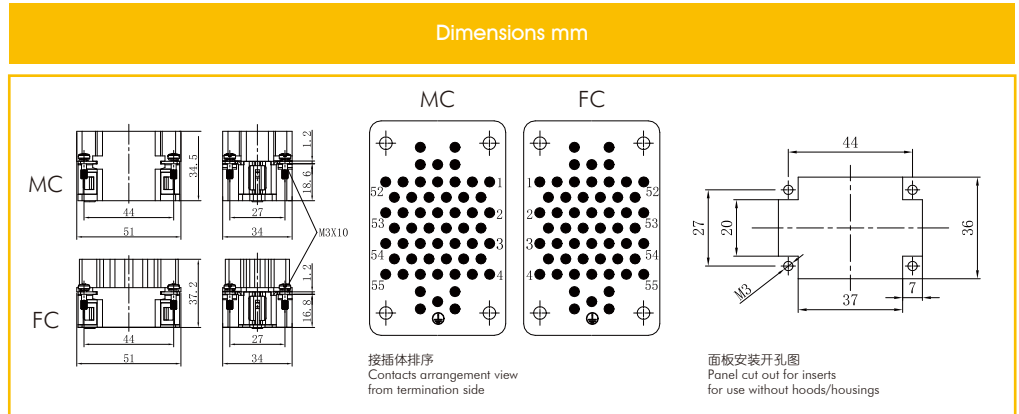
250V/10A Size 6B 55+ ⊕

匹配 H6B 外壳系列,参见P130-132 For H6B,Hood/Housing Please Refer Page No. P130-132

Identification	Product Model	Order No.	Product Model	Order No.
----------------	---------------	-----------	---------------	-----------

冷压连接 / Crimp Termination

HDDD-055-MC	1 007 03 0000149	HDDD-055-FC	1 007 03 0000150
-------------	------------------	-------------	------------------

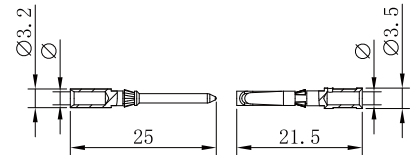


10A冷压针孔 / 10A Crimp Contacts

镀银 Silver Plated



Inserts	Product Model	Order No.	Inserts	Product Model	Order No.
Male	DSM-0.37	1 007 06 0000009	Female	DSF-0.37	1 007 07 0000009
	DSM-0.5	1 007 06 0000010		DSF-0.5	1 007 07 0000010
	DSM-0.75	1 007 06 0000011		DSF-0.75	1 007 07 0000011
	DSM-1.0	1 007 06 0000012		DSF-1.0	1 007 07 0000012
	DSM-1.5	1 007 06 0000013		DSF-1.5	1 007 07 0000013
	DSM-2.5	1 007 06 0000014		DSF-2.5	1 007 07 0000014



Wire gauge		φ	Stripping length
0.14-0.37 mm <sup>2</sup>	AWG 26-22	0.9 mm	8 mm
0.5 mm <sup>2</sup>	AWG 20	1.1 mm	8 mm
0.75 mm <sup>2</sup>	AWG 18	1.3 mm	8 mm
1 mm <sup>2</sup>	AWG 18	1.45 mm	8 mm
1.5 mm <sup>2</sup>	AWG 16	1.75 mm	8 mm
2.5 mm <sup>2</sup>	AWG 14	2.25 mm	6 mm

镀金 Gold Plated



Inserts	Product Model	Order No.	Inserts	Product Model	Order No.
Male	DGM-0.37	1 007 06 0000015	Female	DGF-0.37	1 007 07 0000015
	DGM-0.5	1 007 06 0000016		DGF-0.5	1 007 07 0000016
	DGM-0.75	1 007 06 0000017		DGF-0.75	1 007 07 0000017
	DGM-1.0	1 007 06 0000018		DGF-1.0	1 007 07 0000018
	DGM-1.5	1 007 06 0000019		DGF-1.5	1 007 07 0000019
	DGM-2.5	1 007 06 0000020		DGF-2.5	1 007 07 0000020

→ HDDD-75+

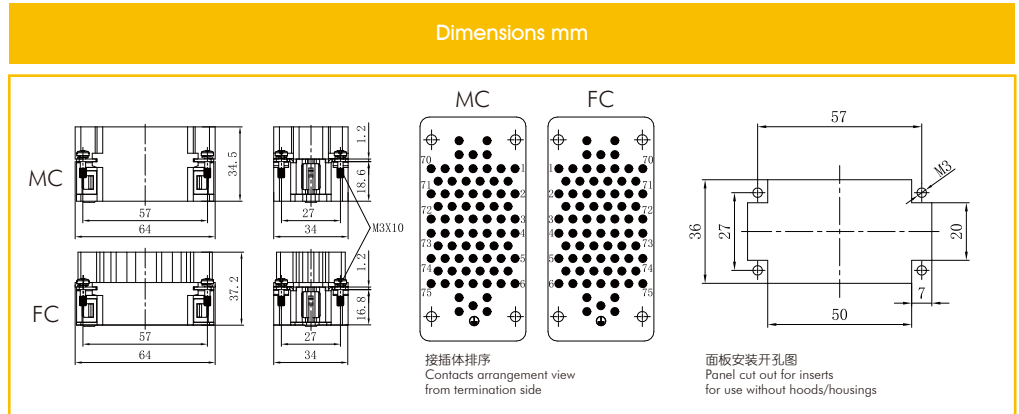
250V/10A Size 10B 75+

匹配 H10B 外壳系列,参见P133-141 For H10B,Hood/Housing Please Refer Page No. P133-141

Identification	Product Model	Order No.	Product Model	Order No.
----------------	---------------	-----------	---------------	-----------

冷压连接 / Crimp Termination

HDDD-075-MC	1 007 03 0000151	HDDD-075-FC	1 007 03 0000152
-------------	------------------	-------------	------------------

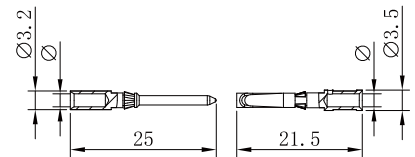


10A冷压针孔 / 10A Crimp Contacts

镀银 Silver Plated



Inserts	Product Model	Order No.	Inserts	Product Model	Order No.
Male	DSM-0.37	1 007 06 0000009	Female	DSF-0.37	1 007 07 0000009
	DSM-0.5	1 007 06 0000010		DSF-0.5	1 007 07 0000010
	DSM-0.75	1 007 06 0000011		DSF-0.75	1 007 07 0000011
	DSM-1.0	1 007 06 0000012		DSF-1.0	1 007 07 0000012
	DSM-1.5	1 007 06 0000013		DSF-1.5	1 007 07 0000013
	DSM-2.5	1 007 06 0000014		DSF-2.5	1 007 07 0000014



Wire gauge		φ	Stripping length
0.14-0.37 mm <sup>2</sup>	AWG 26-22	0.9 mm	8 mm
0.5 mm <sup>2</sup>	AWG 20	1.1 mm	8 mm
0.75 mm <sup>2</sup>	AWG 18	1.3 mm	8 mm
1 mm <sup>2</sup>	AWG 18	1.45 mm	8 mm
1.5 mm <sup>2</sup>	AWG 16	1.75 mm	8 mm
2.5 mm <sup>2</sup>	AWG 14	2.25 mm	6 mm

镀金 Gold Plated



Inserts	Product Model	Order No.	Inserts	Product Model	Order No.
Male	DGM-0.37	1 007 06 0000015	Female	DGF-0.37	1 007 07 0000015
	DGM-0.5	1 007 06 0000016		DGF-0.5	1 007 07 0000016
	DGM-0.75	1 007 06 0000017		DGF-0.75	1 007 07 0000017
	DGM-1.0	1 007 06 0000018		DGF-1.0	1 007 07 0000018
	DGM-1.5	1 007 06 0000019		DGF-1.5	1 007 07 0000019
	DGM-2.5	1 007 06 0000020		DGF-2.5	1 007 07 0000020



→ HDDD-107+

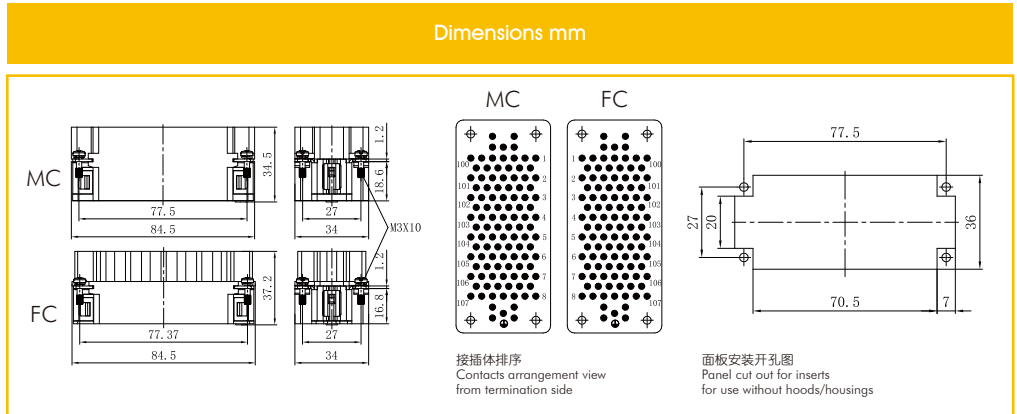
250V/10A Size 16B 107+

匹配 H16B 外壳系列,参见P142-150 For H16B,Hood/Housing Please Refer Page No. P142-150

Identification	Product Model	Order No.	Product Model	Order No.
----------------	---------------	-----------	---------------	-----------

冷压连接 / Crimp Termination

HDDD-107-MC	1 007 03 0000153	HDDD-107-FC	1 007 03 0000154
-------------	------------------	-------------	------------------

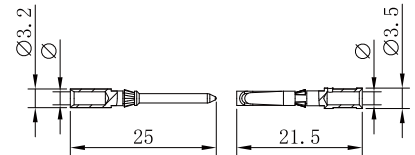


10A冷压针孔 / 10A Crimp Contacts

镀银 Silver Plated



Inserts	Product Model	Order No.	Inserts	Product Model	Order No.
Male	DSM-0.37	1 007 06 0000009	Female	DSF-0.37	1 007 07 0000009
	DSM-0.5	1 007 06 0000010		DSF-0.5	1 007 07 0000010
	DSM-0.75	1 007 06 0000011		DSF-0.75	1 007 07 0000011
	DSM-1.0	1 007 06 0000012		DSF-1.0	1 007 07 0000012
	DSM-1.5	1 007 06 0000013		DSF-1.5	1 007 07 0000013
	DSM-2.5	1 007 06 0000014		DSF-2.5	1 007 07 0000014



Wire gauge		φ	Stripping length
0.14-0.37 mm <sup>2</sup>	AWG 26-22	0.9 mm	8 mm
0.5 mm <sup>2</sup>	AWG 20	1.1 mm	8 mm
0.75 mm <sup>2</sup>	AWG 18	1.3 mm	8 mm
1 mm <sup>2</sup>	AWG 18	1.45 mm	8 mm
1.5 mm <sup>2</sup>	AWG 16	1.75 mm	8 mm
2.5 mm <sup>2</sup>	AWG 14	2.25 mm	6 mm

镀金 Gold Plated



Inserts	Product Model	Order No.	Inserts	Product Model	Order No.
Male	DGM-0.37	1 007 06 0000015	Female	DGF-0.37	1 007 07 0000015
	DGM-0.5	1 007 06 0000016		DGF-0.5	1 007 07 0000016
	DGM-0.75	1 007 06 0000017		DGF-0.75	1 007 07 0000017
	DGM-1.0	1 007 06 0000018		DGF-1.0	1 007 07 0000018
	DGM-1.5	1 007 06 0000019		DGF-1.5	1 007 07 0000019
	DGM-2.5	1 007 06 0000020		DGF-2.5	1 007 07 0000020

插芯 Inserts 可与框架及其他所有模块产品组合使用 Combination With Hinged Frame and Other Modules Possible.

技术参数 Technical Characteristics

规范	Specifications	DIN EN 60 664 / DIN EN 61 984
插芯	Inserts	
接插件针数	Number Of Contacts	6,12(2x6)+PE
额定电流 (见负载图)	Rated Current (See Current Carrying Capacity)	35A
额定脉冲电压	Rated Impulse Voltage	6KV
污染程度2时	Pollution Degree 2	400/690V
污染程度	Pollution Degree	3
绝缘电阻	Insulation Resistance	$\geq 10^{10}\Omega$
材料	Material	聚碳酸酯 Polycarbonate
工作温度范围	Limiting Temperatures	-40°C...+125°C
依据UL 94的阻燃等级	Flammability Acc. To UL 94	V0
据UL/CUL额定电压	Rated Voltage Acc.To UL/CUL	600V
可拔插次数	Mating Cycles	$\geq 500$
插针	Contacts	
材料	Material	铜合金 Copper Alloy
表面处理	Surface	镀银/镀金 Hard Silver-Plated Hard Gold-Plated
接触电阻	Contact Resistance	$\leq 1m\Omega$
螺钉连接	Screw Termination	
导线规格	Wire Gauge	1.5-6mm <sup>2</sup> AWG 10
螺钉拧紧力矩	Tightening Torque	1.2N.m

电流负载能力

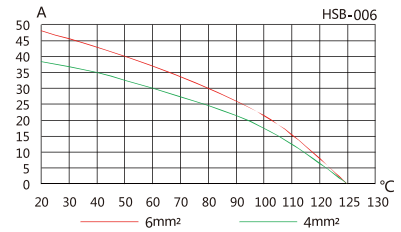
Current Carrying Capacity

电流负载能力所受的限制主要来自包含接插针的接插体可承受的最大温度。

测试和控制过程依据 IEC 60512-3。

The current carrying is limited by maximum temperature of materials for Inserts and contacts including terminals.

Measuring and testing techniques according to IEC 60512-3.



→ HSB-6+

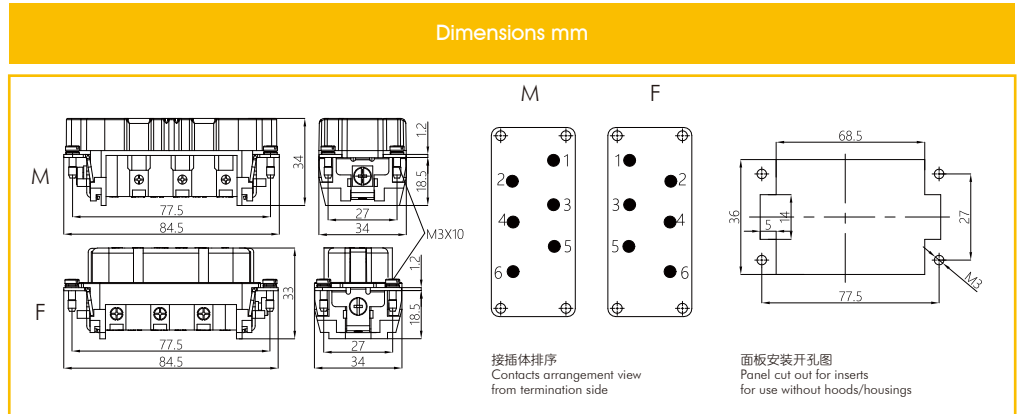
400V/690V 35A Size 16B 6+

匹配 H16B 外壳系列,参见P142-150 For H16B,Hood/Housing Please Refer Page No. P142-150

Identification	Product Model	Order No.	Product Model	Order No.
----------------	---------------	-----------	---------------	-----------

螺钉连接 / Screw Termination

HSB-006-M	1 007 03 0000095	HSB-006-F	1 007 03 0000096
-----------	------------------	-----------	------------------



→ HSB-12+

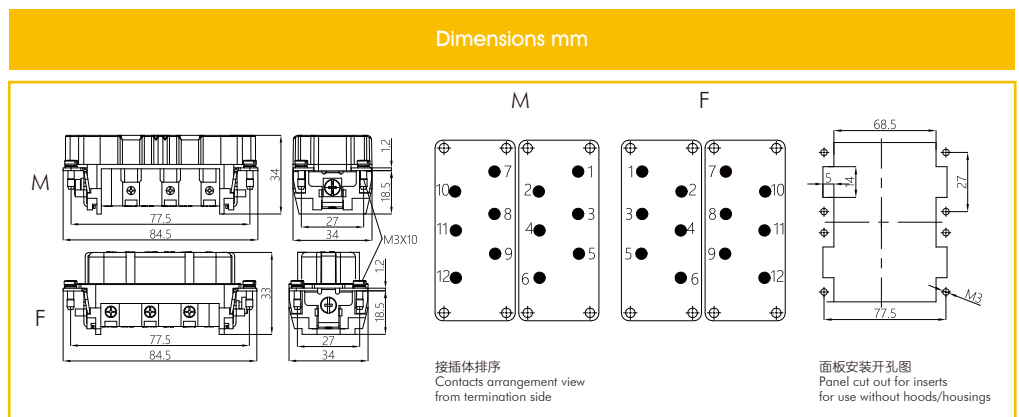
400V/690V 35A Size 32B 12+

匹配 H32B 外壳系列,参见P110-P113 For H32B,Hood/Housing Please Refer Page No. P110-P113

Identification	Product Model	Order No.	Product Model	Order No.
----------------	---------------	-----------	---------------	-----------

螺钉连接 / Screw Termination

HSB-006-M	1 007 03 0000095	HSB-006-F	1 007 03 0000096
HSB-012-M(7-12)	1 007 03 0000097	HSB-012-F(7-12)	1 007 03 0000098



插芯 Inserts 可与框架及其他所有模块产品组合使用 Combination With Hinged Frame and Other Modules Possible.

### 技术参数 Technical Characteristics

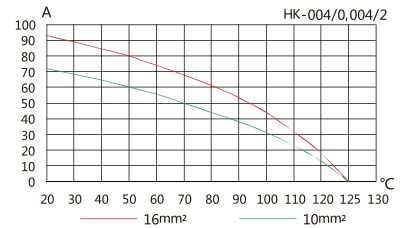
规范	Specifications	DIN EN 60 664 / DIN EN 61 984														
<b>插芯 Inserts</b>																
接插件针数	Number Of Contacts	4/0+PE, 4/2+PE														
额定电流 (见负载图)	Rated Current (See Current Carrying Capacity)															
电力区	Power Area	80A														
信号区	Signal Area	16A														
额定电压	Rated Voltage															
电力区	Power Area	830V														
信号区	Signal Area	400V														
污染等级	Pollution Degree	3														
污染等级2时	Pollution Degree 2															
电力区	Power Area	1000V														
信号区	Signal Area	400/690V														
额定脉冲电压	Rated Impulse Voltage															
电力区	Power Area	8KV														
信号区	Signal Area	6KV														
绝缘电阻	Insulation Resistance	$\geq 10^{10}\Omega$														
材料	Material	聚碳酸酯 Polycarbonate														
工作温度范围	Limiting Temperatures	-40°C...+125°C														
依据UL 94的阻燃等级	Flammability Acc. To UL 94	V0														
据UL/CUL额定电压	Rated Voltage Acc.To UL/CUL	600V/300V														
可拔插次数	Mating Cycles	$\geq 500$														
<b>插针 Contacts</b>																
材料	Material	铜合金 Copper Alloy														
表面处理	Surface	镀银/镀金 Hard Silver-Plated Hard Gold-Plated														
接触电阻	Contact Resistance															
电力区	Power Area	$\leq 0.3m\Omega$														
信号区	Signal Area	$\leq 1m\Omega$														
接线形式	Terminal	螺钉压接 Screw Termination														
导线规格	Wire Gauge															
电力区	Power Area	1.5-1.6mm <sup>2</sup> AWG 16-6														
信号区	Signal Area	0.5-2.5mm <sup>2</sup> AWG 20-14														
螺钉拧紧力矩	Tightening Torque															
电力区	Power Area	<table border="1"> <tr> <td>mm<sup>3</sup></td> <td>1.5</td> <td>2.5</td> <td>4</td> <td>6</td> <td>10</td> <td>16</td> </tr> <tr> <td>N.m</td> <td>1.2</td> <td>2</td> <td>3</td> <td>3</td> <td>3</td> <td>3</td> </tr> </table>	mm <sup>3</sup>	1.5	2.5	4	6	10	16	N.m	1.2	2	3	3	3	3
mm <sup>3</sup>	1.5	2.5	4	6	10	16										
N.m	1.2	2	3	3	3	3										
信号区	Signal Area	0.5 N.m														

### 电流负载能力 Current Carrying Capacity

电流负载能力所受的限制主要来自包含接插针的接插体可承受的最大温度。

测试和控制过程依据 IEC 60512-3。

The current carrying is limited by maximum temperature of materials for Inserts and contacts including terminals. Measuring and testing techniques according to IEC 60512-3.



→ HK-004/0,004/2

830V/400V 80/16A Size 16B 4/0,4/2+Ⓛ

匹配 H16B 外壳系列,参见P142-150 For H16B,Hood/Housing Please Refer Page No. P142-150

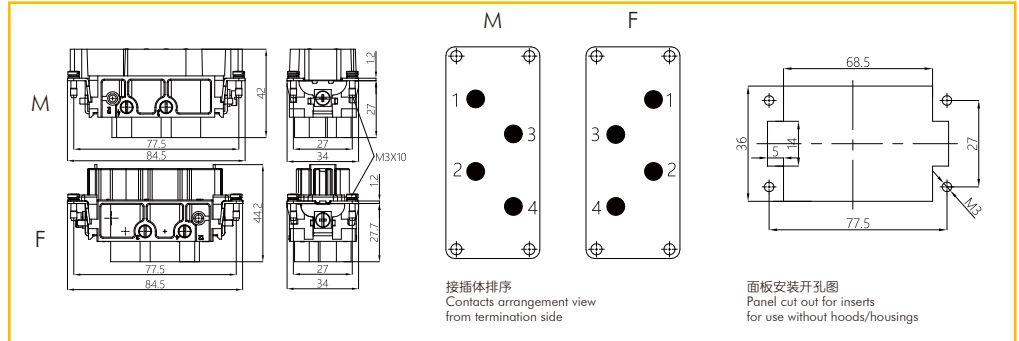
Identification	Product Model	Order No.	Product Model	Order No.
----------------	---------------	-----------	---------------	-----------

螺钉连接 / Screw Termination

HK-004/0-M	1 007 03 000099	HK-004/0-F	1 007 03 0000100
------------	-----------------	------------	------------------



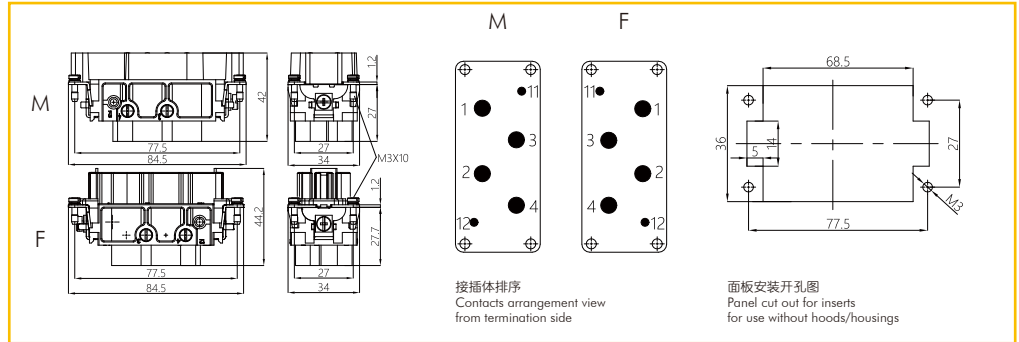
Dimensions mm



HK-004/2-M	1 007 03 0000101	HK-004/2-F	1 007 03 0000102
------------	------------------	------------	------------------



Dimensions mm



插芯 Inserts 可与框架及其他所有模块产品组合使用 Combination With Hinged Frame and Other Modules Possible.

技术参数 Technical Characteristics

规范	Specifications	DIN EN 60 664 / DIN EN 61 984														
<b>插芯 Inserts</b>																
接插件针数	Number Of Contacts	4/8+PE														
额定电流 (见负载图)	Rated Current (See Current Carrying Capacity)															
电力区	Power Area	80A														
信号区	Signal Area	16A														
额定电压	Rated Voltage															
电力区	Power Area	830V														
信号区	Signal Area	400V														
污染等级	Pollution Degree	3														
污染等级2时	Pollution Degree 2															
电力区	Power Area	400V/690V/6KV														
额定脉冲电压	Rated Impulse Voltage															
电力区	Power Area	8KV														
信号区	Signal Area	6KV														
绝缘电阻	Insulation Resistance	$\geq 10^{10}\Omega$														
材料	Material	聚碳酸酯 Polycarbonate														
工作温度范围	Limiting Temperatures	-40°C...+125°C														
依据UL 94的阻燃等级	Flammability Acc. To UL 94	V0														
据UL/CUL额定电压	Rated Voltage Acc.To UL/CUL	600V/300V														
可拔插次数	Mating Cycles	$\geq 500$														
<b>插针 Contacts</b>																
材料	Material	铜合金 Copper Alloy														
表面处理	Surface	镀银/镀金 Hard Silver-Plated Hard Gold-Plated														
接触电阻	Contact Resistance															
电力区	Power Area	$\leq 0.3m\Omega$														
信号区	Signal Area	$\leq 1m\Omega$														
接线形式	Terminal	螺钉压接 Screw Termination														
导线规格	Wire Gauge															
电力区	Power Area	1.5-16mm <sup>2</sup> AWG 16-6														
信号区	Signal Area	0.5-2.5mm <sup>2</sup> AWG 20-14														
螺钉拧紧力矩	Tightening Torque															
电力区	Power Area	<table border="1"> <tr> <td>mm<sup>2</sup></td> <td>1.5</td> <td>2.5</td> <td>4</td> <td>6</td> <td>10</td> <td>16</td> </tr> <tr> <td>N.m</td> <td>1.2</td> <td>2</td> <td>3</td> <td>3</td> <td>3</td> <td>3</td> </tr> </table>	mm <sup>2</sup>	1.5	2.5	4	6	10	16	N.m	1.2	2	3	3	3	3
mm <sup>2</sup>	1.5	2.5	4	6	10	16										
N.m	1.2	2	3	3	3	3										
信号区	Signal Area	0.5 N.m														

电流负载能力

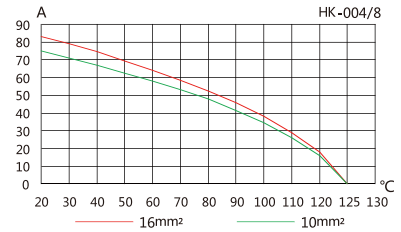
Current Carrying Capacity

电流负载能力所受的限制主要来自包含插针的接插体可承受的最大温度。

测试和控制过程依据 IEC 60512-3。

The current carrying is limited by maximum temperature of materials for Inserts and contacts including terminals.

Measuring and testing techniques according to IEC 60512-3.

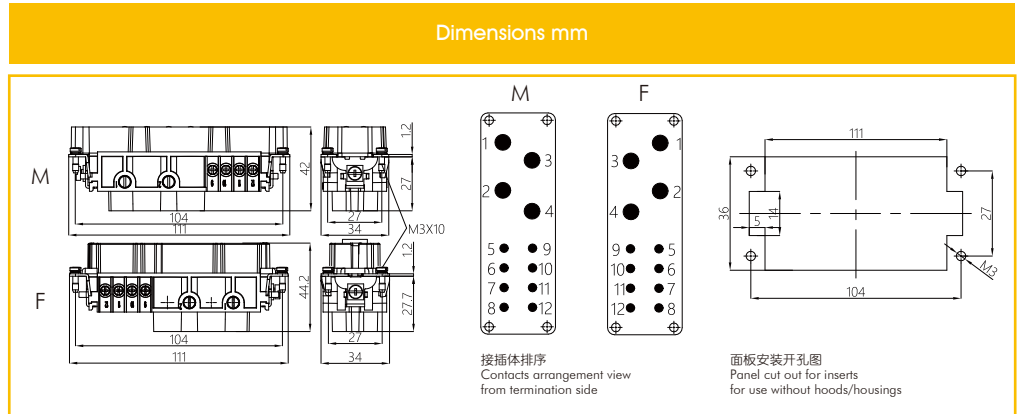


→ HK-004/8

830V/400V 80/16A Size 24B 4/8+ Ⓟ

匹配 H24B 外壳系列,参见P151-159 For H24B,Hood/Housing Please Refer Page No. P151-159

Identification	Product Model	Order No.	Product Model	Order No.
螺钉连接 / Screw Termination	HK-004/8-M	1 007 03 0000103	HK-004/8-F	1 007 03 0000104





→ 6B/10B/16B/24B

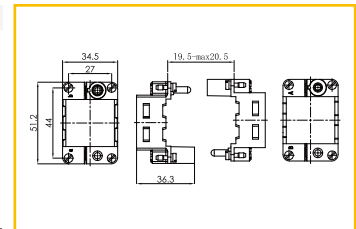
技术参数	Technical Parameter	
模块数量	Number of Modules	2, 3, 4, 6
接地线	Ground Wire	
功率线	Power Line	4-10mm <sup>2</sup> 选配 Choosing PE-E16, 可扩展到 Extended To 16mm <sup>2</sup> 选配 Choosing PE-E25, 可扩展到 Extended To 25mm <sup>2</sup> (详见 Page P10-20页), 仅适配高结构外壳或OM Only For High Structure Housings or OM】
		AWG 12-8
信号线	The Signal Line	1-2.5mm <sup>2</sup>
		18-14
材料	Material	压铸锌合金 Die Cast Zinc Alloy
工作温度范围	Temperature Range	-40 C...+125 C
可拔插次数	Mating Cycles	≥500

Identification	Product Model	Order No.	Dimensions mm
----------------	---------------	-----------	---------------

6B 活动框架 / 6B Activity Framework



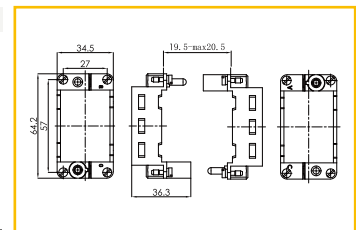
H06B-02-M-1	1 007 05 000001
H06B-02-F-1	1 007 05 000002



10B 活动框架 / 10B Activity Framework



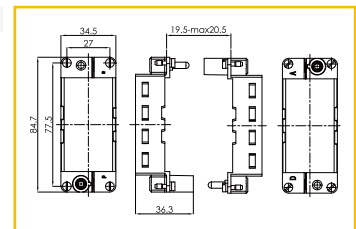
H10B-03-M-1	1 007 05 000003
H10B-03-F-1	1 007 05 000004



16B 活动框架 / 16B Activity Framework



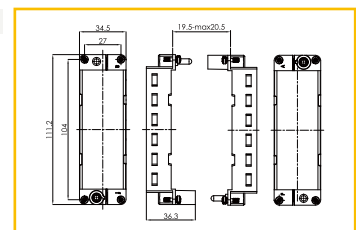
H16B-04-M-1	1 007 05 000005
H16B-04-F-1	1 007 05 000006



24B 活动框架 / 24B Activity Framework



H24B-06-M-1	1 007 05 000007
H24B-06-F-1	1 007 05 000008



→ 6B/10B/16B/24B

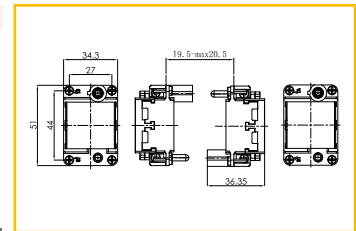
技术参数	Technical Parameter	
模块数量	Number of Modules	2, 3, 4, 6
接地线	Ground Wire	
功率线	Power Line	4-10mm <sup>2</sup> 选配 Choosing PE-E16, 可扩展到 Extended To 16mm <sup>2</sup> 选配 Choosing PE-E25, 可扩展到 Extended To 25mm <sup>2</sup> (详见 Page P10-20页), 仅适配高结构外壳或OM Only For High Structure Housings or OM】
		AWG 12-8
信号线	The Signal Line	1-2.5mm <sup>2</sup>
		18-14
材料	Material	压铸锌合金 Die Cast Zinc Alloy
工作温度范围	Temperature Range	-40 C...+125 C
可拔插次数	Mating Cycles	≥500

Identification	Product Model	Order No.	Dimensions mm
----------------	---------------	-----------	---------------

6B 活动框架 / 6B Activity Framework



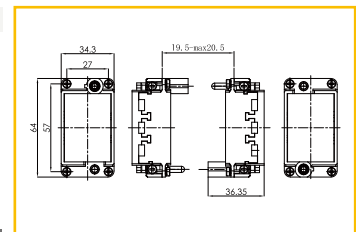
H06B-02-M-2	1 007 05 000009
H06B-02-F-2	1 007 05 000035



10B 活动框架 / 10B Activity Framework



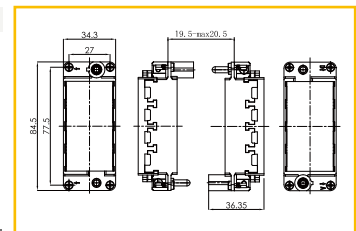
H10B-03-M-2	1 007 05 000010
H10B-03-F-2	1 007 05 000036



16B 活动框架 / 16B Activity Framework



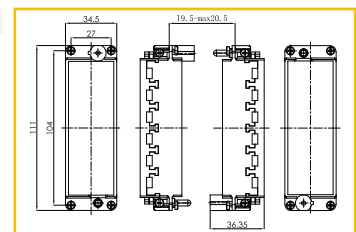
H16B-04-M-2	1 007 05 000011
H16B-04-F-2	1 007 05 000037



24B 活动框架 / 24B Activity Framework



H24B-06-M-2	1 007 05 000012
H24B-06-F-2	1 007 05 000038



## 金属模块框架 Metal Module Frame



### → 10A

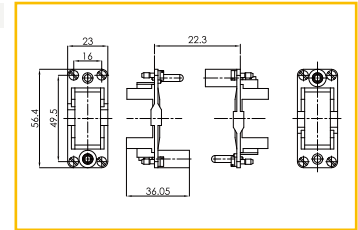
技术参数	Technical Parameter	
模块数量	Number of Modules	适用单个模块 Frame For 1 Module
接地线	Ground Wire	
材料	Material	压铸锌合金 Die Cast Zinc Alloy
工作温度范围	Temperature Range	-40 C...+125 C
可拔插次数	Mating Cycles	≥500

Identification	Product Model	Order No.	Dimensions mm
----------------	---------------	-----------	---------------

### 10A 活动框架 / 10A Activity Framework



H10A-01-M-1	1 007 05 000013
H10A-01-F-1	1 007 05 000014



## 空置模块 Filling Module

材料 Material: 聚碳酸酯 Polycarbonate

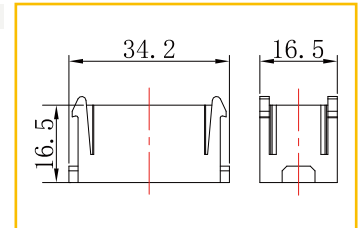
Identification	Product Model	Order No.	Dimensions mm
----------------	---------------	-----------	---------------

### 空置模块 / Dummy Module



HM-000-1	1 007 04 0000118
----------	------------------

用于填充固定框架内剩余的模块空间




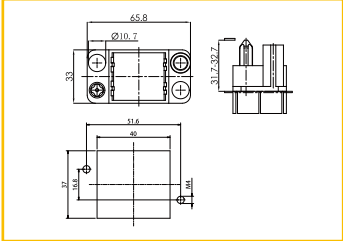

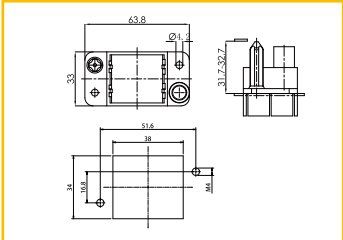

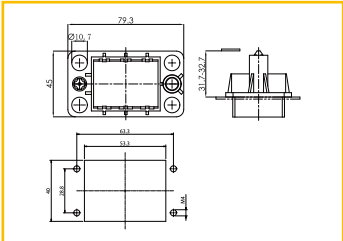

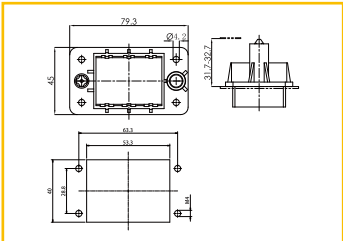
金属对接框架  
Metal Docking Frame

→ 6B/10B/16B/24B


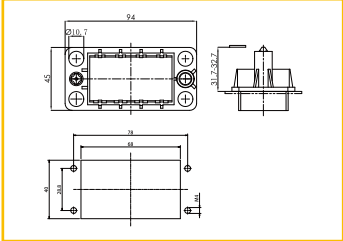

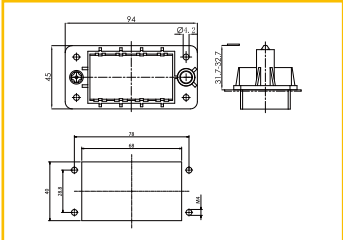

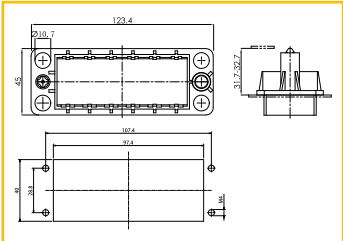

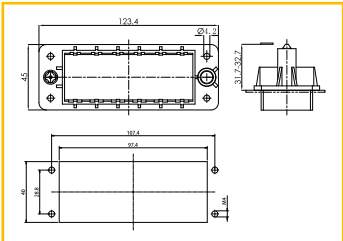
材料 Material: 金属 Metal

Identification	Product Model	Order No.	Dimensions mm
6B 金属对接框架 / 6B Metal Docking Frame	H06B-01-ADK-1	1 007 05 0000015	
10B 金属对接框架 / 10B Metal Docking Frame	H10B-01-ADK-1	1 007 05 0000016	
16B 金属对接框架 / 16B Metal Docking Frame	H16B-01-ADK-1	1 007 05 0000017	
24B 金属对接框架 / 24B Metal Docking Frame	H24B-01-ADK-1	1 007 05 0000018	

材料 Material: 聚碳酸酯 Polycarbonate

Identification	Product Model	Order No.	Dimensions mm
<p>2个模块用对接架 / Docking Rack For 2 Modules</p> 	HPDF-02-M-1	1 007 05 000027	
<p>2个模块用对接架 / Docking Rack For 2 Modules</p> 	HPDF-02-F-1	1 007 05 000028	
<p>3个模块用对接架 / Docking Rack For 3 Modules</p> 	HPDF-03-M-1	1 007 05 000029	
<p>3个模块用对接架 / Docking Rack For 3 Modules</p> 	HPDF-03-F-1	1 007 05 000030	

材料 Material: 聚碳酸酯 Polycarbonate

Identification	Product Model	Order No.	Dimensions mm
4个模块用对接架 / Docking Rack For 4 Modules 	HPDF-04-M-1	1 007 05 000031	
4个模块用对接架 / Docking Rack For 4 Modules 	HPDF-04-F-1	1 007 05 000032	
6个模块用对接架 / Docking Rack For 6 Modules 	HPDF-06-M-1	1 007 05 000033	
6个模块用对接架 / Docking Rack For 6 Modules 	HPDF-06-F-1	1 007 05 000034	

插芯 Inserts 可与框架及其他所有模块产品组合使用 Combination With Hinged Frame and Other Modules Possible.

技术参数 Technical Characteristics

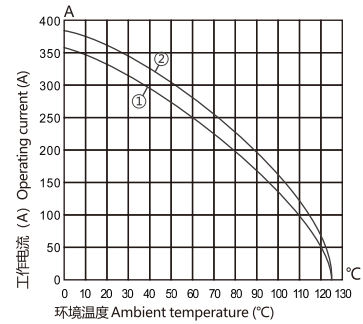
规范	Specifications	DIN EN 60 664 / DIN EN 61 984
插芯	Inserts	
接插件针数	Number Of Contacts	1
依据 EN 61 984的电气数据	Electrical Data Acc. To EN 61 984	
额定电流	Rated Current	300A
额定电压	Rated Voltage	1000V
额定脉冲电压	Rated Impulse Voltage	8KV
污染程度	Pollution Degree	3
依据UL额定电压	Rated Voltage Acc.to UL	1000V
绝缘电阻	Insulation Resistance	≥10 <sup>10</sup> Ω
材料	Material	聚碳酸酯 Polycarbonate
工作温度范围	Limiting Temperatures	-40℃...+125℃
依据UL 94的阻燃等级	Flammability Acc. To UL 94	V0
可拔插次数	Mating Cycles	≥500
插针	Contacts	
材料	Material	铜合金 Copper Alloy
表面处理	Surface	镀银 Hard-Silver Plated
接触电阻	Contact Resistance	≤0.3mΩ
冷压连接	Crimp Termination	
mm <sup>2</sup>	mm <sup>2</sup>	95-120mm <sup>2</sup>

电流负载能力  
Current Carrying Capacity

电流负载能力所受的限制主要来自包含接插针的接插件可承受的最大温度。

测试和控制过程依据 DIN EN 60512-5。

The current carrying is limited by maximum temperature of materials for Inserts and contacts including terminals. Measuring and testing techniques according to DINEN 60512-5.

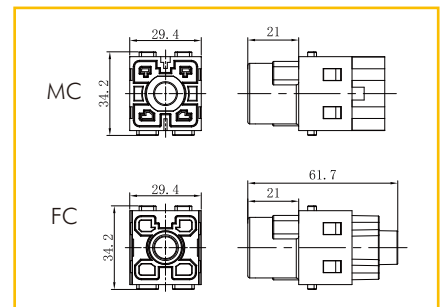


- ① 24B外壳带3个模块, 导线截面: 95mm<sup>2</sup>
- ② 24B外壳带3个模块, 导线截面: 120mm<sup>2</sup>
- ① 24B Hoods/Housings With 3 Modules, Wire Gauge: 95mm<sup>2</sup>
- ② 24B Hoods/Housings With 3 Modules, Wire Gauge: 120mm<sup>2</sup>

冷压连接 / Crimp Termination



Inserts	Product Model	Order No.
Male	HM300-001-MC-1	1 007 040000001
Female	HM300-001-FC-1	1 007 040000002

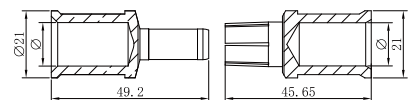


300A冷压针孔 / 300A Crimp Contacts

镀银 Silver Plated



Inserts	Product Model	Order No.	Inserts	Product Model	Order No.
Male	CSM300-95	1 007 06 0000057	Female	CSF300-95	1 007 07 0000057
	CSM300-120	1 007 06 0000058		CSF300-120	1 007 07 0000058



Wire gauge	φ	Stripping length
95 mm <sup>2</sup>	13.55 mm	22.5 mm
120 mm <sup>2</sup>	15.55 mm	22.5 mm

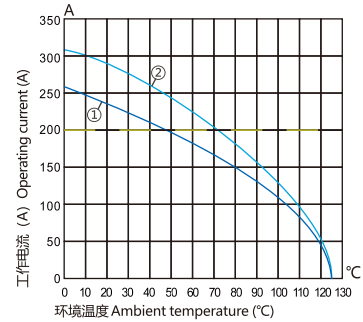
插芯 Inserts 可与框架及其他所有模块产品组合使用 Combination With Hinged Frame and Other Modules Possible.

### 技术参数 Technical Characteristics

规范	Specifications	DIN EN 60 664 / DIN EN 61 984
<b>插芯</b>	<b>Inserts</b>	
接插件针数	Number Of Contacts	1
依据 EN 61 984 的电气数据	Electrical Data Acc. To EN 61 984	
额定电流	Rated Current	200A
额定电压	Rated Voltage	1000V
额定脉冲电压	Rated Impulse Voltage	8KV
污染程度	Pollution Degree	3
依据UL 94的阻燃等级	Rated Voltage Acc.to UL	600V
绝缘电阻	Insulation Resistance	$\geq 10^9 \Omega$
材料	Material	聚碳酸酯 Polycarbonate
工作温度范围	Limiting Temperatures	-40°C...+125°C
依据UL 94的阻燃等级	Flammability Acc. To UL 94	V0
可拔插次数	Mating Cycles	$\geq 500$
<b>插针</b>	<b>Contacts</b>	
材料	Material	铜合金 Copper Alloy
表面处理	Surface	镀银 Hard-Silver Plated
接触电阻	Contact Resistance	$\leq 0.2m\Omega$
电缆绞线依据IEC 60 228-5	To IEC 60 228 Class 5	
轴向螺栓连接	Axial Screw Termination	
mm <sup>2</sup>	mm <sup>2</sup>	25-70mm <sup>2</sup>
AWG	AWG	2-0
内六角扳手	Hexagonal Driver	SW 5
导线规格 (mm <sup>2</sup> )	Conductor Specification(mm <sup>2</sup> )	25 35 50 70
剥线长度(mm)	Stripping length(mm)	16 16 16 16
拧紧力矩(Nm)	Tightening Torque(Nm)	8 8 9 10

### 电流负载能力 Current Carrying Capacity

电流负载能力所受的限制主要来自包含插针的接插件可承受的最大温度。  
测试和控制过程依据 DIN EN 60512-5。  
The current carrying is limited by maximum temperature of materials for Inserts and contacts including terminals.  
Measuring and testing techniques according to DINEN 60512-5.

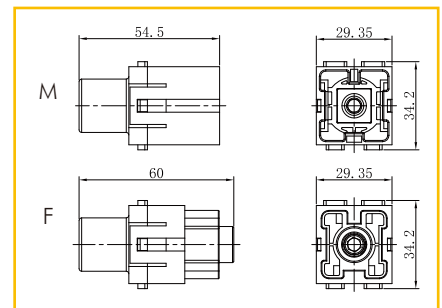


- ① 24B外壳带3个模块，导线截面：50mm<sup>2</sup>
- ② 24B外壳带3个模块，导线截面：70mm<sup>2</sup>
- ① 24B Hoods/Housings With 3 Modules, Wire Gauge: 50mm<sup>2</sup>
- ② 24B Hoods/Housings With 3 Modules, Wire Gauge: 70mm<sup>2</sup>

### 轴向螺栓连接 / Axial Screw Termination



Inserts	Product Model	Order No.	Wire gauge
Male	HM200-001-M-1	1 007 04 0000009	25-40mm <sup>2</sup>
	HM200-001-M-2	1 007 04 0000011	40-70mm <sup>2</sup>
Female	HM200-001-F-1	1 007 04 0000010	25-40mm <sup>2</sup>
	HM200-001-F-2	1 007 04 0000012	40-70mm <sup>2</sup>





# HMPE200-001 轴向压接型模块

Axial Module 1000V 200A

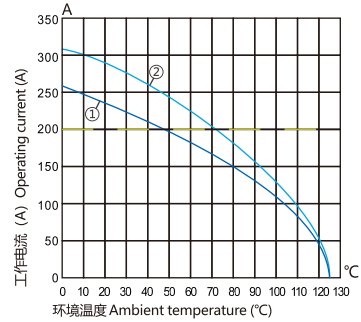
插芯 Inserts 可与框架及其他所有模块产品组合使用 Combination With Hinged Frame and Other Modules Possible.

## 技术参数 Technical Characteristics

规范	Specifications	DIN EN 60 664 / DIN EN 61 984
<b>插芯</b>	<b>Inserts</b>	
接插件针数	Number Of Contacts	1
依据 EN 61 984 的电气数据	Electrical Data Acc. To EN 61 984	
额定电流	Rated Current	200A
额定电压	Rated Voltage	1000V
额定脉冲电压	Rated Impulse Voltage	8KV
污染程度	Pollution Degree	3
依据UL 94的阻燃等级	Rated Voltage Acc.To UL	600V
绝缘电阻	Insulation Resistance	≥10 <sup>10</sup> Ω
材料	Material	聚碳酸酯 Polycarbonate
工作温度范围	Limiting Temperatures	-40℃...+125℃
依据UL 94的阻燃等级	Flammability Acc. To UL 94	V0
可拔插次数	Mating Cycles	≥500
<b>插针</b>	<b>Contacts</b>	
材料	Material	铜合金 Copper Alloy
表面处理	Surface	镀银 Hard-Silver Plated
接触电阻	Contact Resistance	≤0.2mΩ
电缆绞线依据IEC 60 228-5	To IEC 60 228 Class 5	
轴向螺栓连接	Axial Screw Termination	
mm <sup>2</sup>	mm <sup>2</sup>	25-70mm <sup>2</sup>
AWG	AWG	2-0
内六角扳手	Hexagonal Driver	SW 5
导线规格 (mm <sup>2</sup> )	Conductor Specification(mm <sup>2</sup> )	25 35 50 70
剥线长度(mm)	Stripping length(mm)	16 16 16 16
拧紧力矩(Nm)	Tightening Torque(Nm)	8 8 9 10

### 电流负载能力 Current Carrying Capacity

电流负载能力所受的限制主要来自包含接插针的接插体可承受的最大温度。  
测试和控制过程依据 DIN EN 60512-5。  
The current carrying is limited by maximum temperature of materials for Inserts and contacts including terminals.  
Measuring and testing techniques according to DINEN 60512-5.

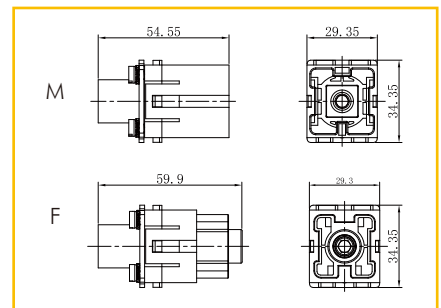


- ① 24B外壳带3个模块, 导线截面: 50mm<sup>2</sup>
- ② 24B外壳带3个模块, 导线截面: 70mm<sup>2</sup>
- ① 24B Hoods/Housings With 3 Modules, Wire Gauge: 50mm<sup>2</sup>
- ② 24B Hoods/Housings With 3 Modules, Wire Gauge: 70mm<sup>2</sup>

## 轴向螺栓连接 / Axial Screw Termination



Inserts	Product Model	Order No.	Wire gauge
Male	HMPE200-001-M-1	1 007 040000025	25-40mm <sup>2</sup>
	HMPE200-001-M-2	1 007 040000027	40-70mm <sup>2</sup>
Female	HMPE200-001-F-1	1 007 040000026	25-40mm <sup>2</sup>
	HMPE200-001-F-2	1 007 040000028	40-70mm <sup>2</sup>



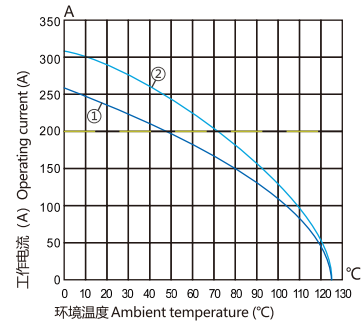
插芯 Inserts 可与框架及其他所有模块产品组合使用 Combination With Hinged Frame and Other Modules Possible.

### 技术参数 Technical Characteristics

规范	Specifications	DIN EN 60 664 / DIN EN 61 984
<b>插芯</b>	<b>Inserts</b>	
接插件针数	Number Of Contacts	1
依据 EN 61 984 的电气数据	Electrical Data Acc. To EN 61 984	
额定电流	Rated Current	200A
额定电压	Rated Voltage	1000V
额定脉冲电压	Rated Impulse Voltage	8KV
污染程度	Pollution Degree	3
依据UL 额定电压	Rated Voltage Acc.To UL	1000V
绝缘电阻	Insulation Resistance	$\geq 10^9 \Omega$
材料	Material	聚碳酸酯 Polycarbonate
工作温度范围	Limiting Temperatures	-40°C...+125°C
依据UL 94 的阻燃等级	Flammability Acc. To UL 94	V0
可拔插次数	Mating Cycles	$\geq 500$
<b>插针</b>	<b>Contacts</b>	
材料	Material	铜合金 Copper Alloy
表面处理	Surface	镀银 Hard-silver Plated
接触电阻	Contact Resistance	$\leq 0.3m\Omega$
冷压连接	Crimp Termination	
mm <sup>2</sup>	mm <sup>2</sup>	25-70mm <sup>2</sup>
剥线长度	Stripping length	22.5mm
最大电缆直径	Max. Insulation Diameter	18mm

### 电流负载能力 Current Carrying Capacity

电流负载能力所受的限制主要来自包含插针的接插件可承受的最大温度。  
测试和控制过程依据 DIN EN 60512-5。  
The current carrying is limited by maximum temperature of materials for Inserts and contacts including terminals.  
Measuring and testing techniques according to DINEN 60512-5.

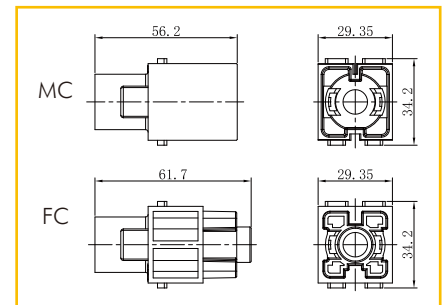


- ① 24B Hoods/Housings With 3 Modules, Wire Gauge: 50mm<sup>2</sup>
- ② 24B Hoods/Housings With 3 Modules, Wire Gauge: 70mm<sup>2</sup>

### 冷压连接 / Crimp Termination



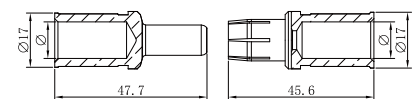
Inserts	Product Model	Order No.
Male	HM200-001-MC-1	1 007 04 0000008
Female	HM200-001-FC-1	1 007 04 0000007



### 200A冷压针孔 / 200A Crimp Contacts

镀银 Silver Plated

Inserts	Product Model	Order No.	Inserts	Product Model	Order No.
Male	CSM200-25	1 007 06 0000053	Female	CSF200-25	1 007 07 0000053
	CSM200-35	1 007 06 0000054		CSF200-35	1 007 07 0000054
	CSM200-50	1 007 06 0000055		CSF200-50	1 007 07 0000055
	CSM200-70	1 007 06 0000056		CSF200-70	1 007 07 0000056



Wire gauge	φ	Stripping length
25 mm <sup>2</sup>	7 mm	22.5 mm
35 mm <sup>2</sup>	8.2 mm	22.5 mm
50 mm <sup>2</sup>	10 mm	22.5 mm
70 mm <sup>2</sup>	11.5 mm	22.5 mm

电缆绞线依据 IEC 60 228-5  
For stranded wire according to IEC 60 288 Class 5

插芯 Inserts 可与框架及其他所有模块产品组合使用 Combination With Hinged Frame and Other Modules Possible.

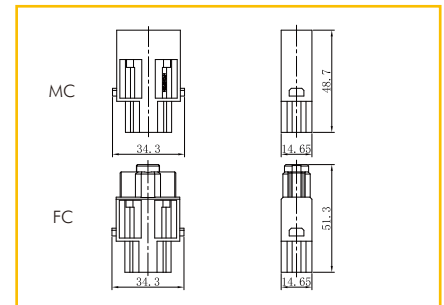
技术参数 Technical Characteristics

规范	Specifications	DIN EN 60 664 / DIN EN 61 984
插芯	Inserts	
接插件针数	Number Of Contacts	1
依据 EN 61 984的电气数据	Electrical Data Acc. To EN 61 984	
额定电流	Rated Current	100A
额定电压	Rated Voltage	830V
额定脉冲电压	Rated Impulse Voltage	8KV
污染程度	Pollution Degree	3
绝缘电阻	Insulation Resistance	$\geq 10^{10}\Omega$
材料	Material	聚碳酸酯 Polycarbonate
工作温度范围	Limiting Temperatures	-40°C...+125°C
依据UL 94的阻燃等级	Flammability Acc. To UL 94	V0
可拔插次数	Mating Cycles	$\geq 500$
插针	Contacts	
材料	Material	铜合金 Copper Alloy
表面处理	Surface	镀银 Hard-Silver Plated
接触电阻	Contact Resistance	$\leq 0.3m\Omega$
冷压连接	Crimp Termination	
mm <sup>2</sup>	mm <sup>2</sup>	10-35mm <sup>2</sup>
最大电缆直径	Max. Insulation Diameter	13mm

冷压连接 / Crimp Termination



Inserts	Product Model	Order No.
Male	HM100-001-MC-1	1 007 04 0000017
Female	HM100-001-FC-1	1 007 04 0000018

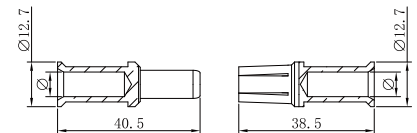


100A冷压针孔 / 100A Crimp Contacts

镀银 Silver Plated



Inserts	Product Model	Order No.	Inserts	Product Model	Order No.
Male	CSM100-10	1 007 06 0000049	Female	CSF100-10	1 007 07 0000049
	CSM100-16	1 007 06 0000050		CSF100-16	1 007 07 0000050
	CSM100-25	1 007 06 0000051		CSF100-25	1 007 07 0000051
	CSM100-35	1 007 06 0000052		CSF100-35	1 007 07 0000052



Wire gauge	φ	Stripping length
10 mm <sup>2</sup>	4.3 mm	19 mm
16 mm <sup>2</sup>	5.5 mm	19 mm
25 mm <sup>2</sup>	7 mm	19 mm
35 mm <sup>2</sup>	8.2 mm	16 mm

电缆绞线依据 IEC 60 228-5  
For stranded wire according to IEC 60 288 Class 5

插芯 Inserts 可与框架及其他所有模块产品组合使用 Combination With Hinged Frame and Other Modules Possible.

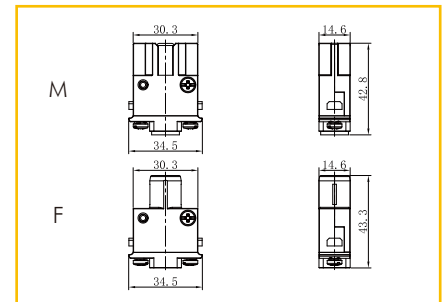
技术参数 Technical Characteristics

规范	Specifications	DIN EN 60 664 / DIN EN 61 984
插芯	Inserts	
接插件针数	Number Of Contacts	1
绝缘电阻	Insulation Resistance	$\geq 10^{10}\Omega$
材料	Material	锌压铸, 镀镍 Zinc Die-Cast, Nickel-Plated
工作温度范围	Limiting Temperatures	-40°C...+125°C
依据UL 94的阻燃等级	Flammability Acc. To UL 94	V0
可拔插次数	Mating Cycles	$\geq 500$
插针	Contacts	
材料	Material	铜合金 Copper Alloy
表面处理	Surface	镀银 Hard-Silver Plated
接触电阻	Contact Resistance	$\leq 0.3m\Omega$
轴向螺栓连接	Axial Screw Termination	
mm <sup>2</sup>	mm <sup>2</sup>	10-38mm <sup>2</sup>
内六角扳手	Hexagonal Driver	SW 4
导线规格 (mm <sup>2</sup> )	Conductor Specification(mm <sup>2</sup> )	10 16 25 35
剥线长度(mm)	Stripping length(mm)	19 19 19 16
拧紧力矩(Nm)	Tightening Torque(Nm)	6 6 7 8

轴向螺栓连接 / Axial Screw Termination



Inserts	Product Model	Order No.	Wire gauge
Male	HMPE100-001-M-1	1 007 04 0000015	10-25mm <sup>2</sup>
	HMPE100-001-M-2	1 007 04 0000121	16-35mm <sup>2</sup>
	HMPE100-001-M-3	1 007 04 0000123	22-38mm <sup>2</sup>
Female	HMPE100-001-F-1	1 007 04 0000016	10-25mm <sup>2</sup>
	HMPE100-001-F-2	1 007 04 0000122	16-35mm <sup>2</sup>
	HMPE100-001-F-3	1 007 04 0000124	22-38mm <sup>2</sup>



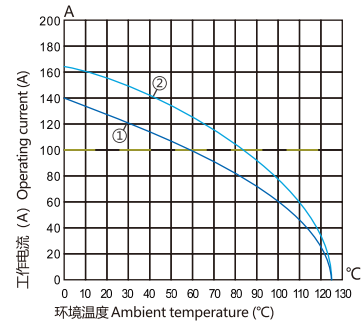
插芯 Inserts 可与框架及其他所有模块产品组合使用 Combination With Hinged Frame and Other Modules Possible.

### 技术参数 Technical Characteristics

规范	Specifications	DIN EN 60 664 / DIN EN 61 984
<b>插芯</b>	<b>Inserts</b>	
接插件针数	Number Of Contacts	2
依据 EN 61 984 的电气数据	Electrical Data Acc. To EN 61 984	
额定电流	Rated Current	100A
额定电压	Rated Voltage	1000V
额定脉冲电压	Rated Impulse Voltage	8KV
污染程度	Pollution Degree	3
绝缘电阻	Insulation Resistance	$\geq 10^{10}\Omega$
材料	Material	聚碳酸酯 Polycarbonate
工作温度范围	Limiting Temperatures	-40°C...+125°C
依据UL 94 的阻燃等级	Flammability Acc. To UL 94	V0
可拔插次数	Mating Cycles	$\geq 500$
<b>插针</b>	<b>Contacts</b>	
材料	Material	铜合金 Copper Alloy
表面处理	Surface	镀银 Hard-Silver Plated
接触电阻	Contact Resistance	$\leq 0.3m\Omega$
电缆绞线依据 IEC 60 228-5	To IEC 60 228 Class 5	
轴向螺栓连接	Axial Screw Termination	
mm <sup>2</sup>	mm <sup>2</sup>	10-35mm <sup>2</sup>
AWG	AWG	6-2
内六角扳手	Hexagonal Driver	SW 4
导线规格 (mm <sup>2</sup> )	Conductor Specification(mm <sup>2</sup> )	10 16 25 35
剥线长度(mm)	Stripping length(mm)	13 13 13 13
拧紧力矩(Nm)	Tightening Torque(Nm)	6 6 7 8

### 电流负载能力 Current Carrying Capacity

电流负载能力所受的限制主要来自包含接插针的接插件可承受的最大温度。  
测试和控制过程依据 DIN EN 60512-5。  
The current carrying is limited by maximum temperature of materials for Inserts and contacts including terminals.  
Measuring and testing techniques according to DINEN 60512-5.

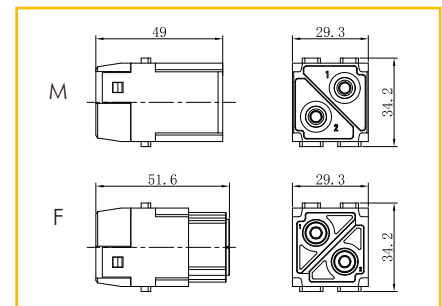


- ① 24B外壳带3个模块，导线截面：25mm<sup>2</sup>
- ② 24B外壳带3个模块，导线截面：35mm<sup>2</sup>
- ① 24B Hoods/Housings With 3 Modules, Wire Gauge: 25mm<sup>2</sup>
- ② 24B Hoods/Housings With 3 Modules, Wire Gauge: 35mm<sup>2</sup>

### 轴向螺栓连接 / Axial Screw Termination



Inserts	Product Model	Order No.	Wire gauge
Male	HM100-002-M-1	1 007 04 0000019	10-25mm <sup>2</sup>
	HM100-002-M-2	1 007 04 0000021	16-35mm <sup>2</sup>
Female	HM100-002-F-1	1 007 04 0000020	10-25mm <sup>2</sup>
	HM100-002-F-2	1 007 04 0000022	16-35mm <sup>2</sup>



插芯 Inserts 可与框架及其他所有模块产品组合使用 Combination With Hinged Frame and Other Modules Possible.

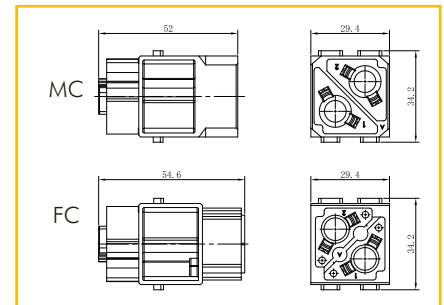
技术参数 Technical Characteristics

规范	Specifications	DIN EN 60 664 / DIN EN 61 984
<b>插芯</b>	<b>Inserts</b>	
接插件针数	Number Of Contacts	2
依据 EN 61 984的电气数据	Electrical Data Acc. To EN 61 984	
额定电流	Rated Current	100A
额定电压	Rated Voltage	1000V
额定脉冲电压	Rated Impulse Voltage	8KV
污染程度	Pollution Degree	3
绝缘电阻	Insulation Resistance	$\geq 10^{10}\Omega$
材料	Material	聚碳酸酯 Polycarbonate
工作温度范围	Limiting Temperatures	-40°C...+125°C
依据UL 94的阻燃等级	Flammability Acc. To UL 94	V0
可拔插次数	Mating Cycles	$\geq 500$
<b>插针</b>	<b>Contacts</b>	
材料	Material	铜合金 Copper Alloy
表面处理	Surface	镀银 Hard-Silver Plated
接触电阻	Contact Resistance	$\leq 0.3m\Omega$
冷压连接	Crimp Termination	
mm <sup>2</sup>	mm <sup>2</sup>	10-35mm <sup>2</sup>
最大电缆直径	Max. Insulation Diameter	14mm

冷压连接 / Crimp Termination



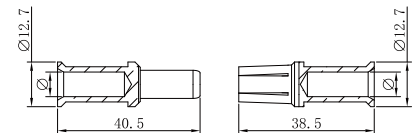
Inserts	Product Model	Order No.
Male	HM100-002-MC-1	1 007 04 0000023
Female	HM100-002-FC-1	1 007 04 0000024



100A冷压针孔 / 100A Crimp Contacts

镀银 Silver Plated

Inserts	Product Model	Order No.	Inserts	Product Model	Order No.
Male	CSM100-10	1 007 06 0000049	Female	CSF100-10	1 007 07 0000049
	CSM100-16	1 007 06 0000050		CSF100-16	1 007 07 0000050
	CSM100-25	1 007 06 0000051		CSF100-25	1 007 07 0000051
	CSM100-35	1 007 06 0000052		CSF100-35	1 007 07 0000052



Wire gauge	φ	Stripping length
10 mm <sup>2</sup>	4.3 mm	19 mm
16 mm <sup>2</sup>	5.5 mm	19 mm
25 mm <sup>2</sup>	7 mm	19 mm
35 mm <sup>2</sup>	8.2 mm	16 mm

电缆绞线依据 IEC 60 228-5  
For stranded wire according to IEC 60 288 Class 5

# HM070-002 轴向螺栓模块

## Axial Screw Terminal 1000V 70A

插芯 Inserts 可与框架及其他所有模块产品组合使用 Combination With Hinged Frame and Other Modules Possible.

### 技术参数 Technical Characteristics

规范	Specifications	DIN EN 60 664 / DIN EN 61 984
<b>插芯</b>	<b>Inserts</b>	
接插件针数	Number Of Contacts	2
依据 EN 61 984 的电气数据	Electrical Data Acc. To EN 61 984	
额定电流	Rated Current	70A
额定电压	Rated Voltage	1000V
额定脉冲电压	Rated Impulse Voltage	8KV
污染程度	Pollution Degree	3
绝缘电阻	Insulation Resistance	$\geq 10^{10}\Omega$
材料	Material	聚碳酸酯 Polycarbonate
工作温度范围	Limiting Temperatures	-40°C...+125°C
依据 UL 94 的阻燃等级	Flammability Acc. To UL 94	V0
可拔插次数	Mating Cycles	$\geq 500$
<b>插针</b>	<b>Contacts</b>	
材料	Material	铜合金 Copper Alloy
表面处理	Surface	镀银 Hard-Silver Plated
接触电阻	Contact Resistance	$\leq 0.5m\Omega$
电缆绞线依据 IEC 60 228-5	To IEC 60 228 Class 5	
轴向螺栓连接	Axial Screw Termination	
mm <sup>2</sup>	mm <sup>2</sup>	6-22mm <sup>2</sup>
AWG	AWG	8-4
内六角扳手	Hexagonal Driver	SW 2.5
导线规格 (mm <sup>2</sup> )	Conductor Specification(mm <sup>2</sup> )	6 10 16 22
剥线长度(mm)	Stripping length(mm)	11 <sup>+1</sup> 11 <sup>+1</sup> 11 <sup>+1</sup> 12.5 <sup>+1</sup>
拧紧力矩(Nm)	Tightening Torque(Nm)	2 3 4 5

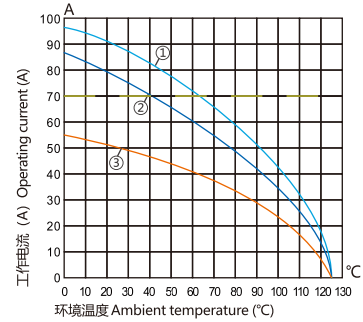
### 电流负载能力 Current Carrying Capacity

电流负载能力所受的限制主要来自包含接插针的接插件可承受的最大温度。

测试和控制过程依据 DIN EN 60512-5。

The current carrying is limited by maximum temperature of materials for Inserts and contacts including terminals.

Measuring and testing techniques according to DINEN 60512-5.



① 24B外壳带6个模块，导线截面：22mm<sup>2</sup>

② 24B外壳带6个模块，导线截面：16mm<sup>2</sup>

③ 24B外壳带6个模块，导线截面：6mm<sup>2</sup>

① 24B Hoods/Housings With 6 Modules, Wire Gauge: 22mm<sup>2</sup>

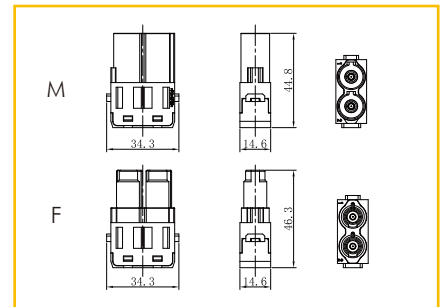
② 24B Hoods/Housings With 6 Modules, Wire Gauge: 16mm<sup>2</sup>

③ 24B Hoods/Housings With 6 Modules, Wire Gauge: 6mm<sup>2</sup>

### 轴向螺栓连接 / Axial Screw Termination



Inserts	Product Model	Order No.	Wire gauge
Male	HM070-002-M-1	1 007 04 0000029	6-16mm <sup>2</sup>
	HM070-002-M-2	1 007 04 0000031	14-22mm <sup>2</sup>
Female	HM070-002-F-1	1 007 04 0000030	6-16mm <sup>2</sup>
	HM070-002-F-2	1 007 04 0000032	14-22mm <sup>2</sup>



插芯 Inserts 可与框架及其他所有模块产品组合使用 Combination With Hinged Frame and Other Modules Possible.

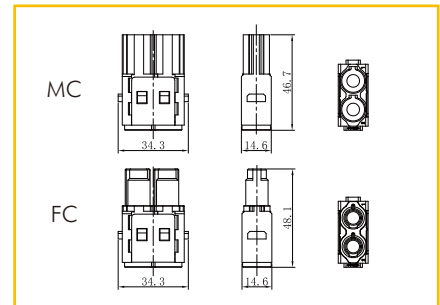
技术参数 Technical Characteristics

规范	Specifications	DIN EN 60 664 / DIN EN 61 984
<b>插芯</b>	<b>Inserts</b>	
接插件针数	Number Of Contacts	2
依据 EN 61 984的电气数据	Electrical Data Acc. To EN 61 984	
额定电流	Rated Current	70A
额定电压	Rated Voltage	1000V
额定脉冲电压	Rated Impulse Voltage	8KV
污染程度	Pollution Degree	3
绝缘电阻	Insulation Resistance	$\geq 10^{10}\Omega$
材料	Material	聚碳酸酯 Polycarbonate
工作温度范围	Limiting Temperatures	-40°C...+125°C
依据UL 94的阻燃等级	Flammability Acc. To UL 94	V0
可拔插次数	Mating Cycles	$\geq 500$
<b>插针</b>	<b>Contacts</b>	
材料	Material	铜合金 Copper Alloy
表面处理	Surface	镀银 Hard-Silver Plated
接触电阻	Contact Resistance	$\leq 0.5m\Omega$
冷压连接	Crimp Termination	
mm <sup>2</sup>	mm <sup>2</sup>	10-25mm <sup>2</sup>
剥线长度	Stripping length	15.5mm
最大电缆直径	Max. Insulation Diameter	11mm

冷压连接 / Crimp Termination



Inserts	Product Model	Order No.
Male	HM070-002-MC-1	1 007 04 0000033
Female	HM070-002-FC-1	1 007 04 0000034

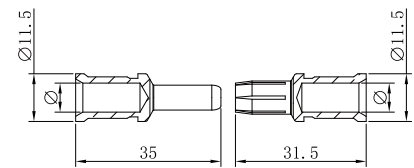


70A冷压针孔 / 70A Crimp Contacts

镀银 Silver Plated



Inserts	Product Model	Order No.	Inserts	Product Model	Order No.
Male	CSM70-6.0	1 007 06 0000045	Female	CSF70-6.0	1 007 07 0000045
	CSM70-10	1 007 06 0000046		CSF70-10	1 007 07 0000046
	CSM70-16	1 007 06 0000047		CSF70-16	1 007 07 0000047
	CSM70-25	1 007 06 0000048		CSF70-25	1 007 07 0000048



Wire gauge	$\phi$	Stripping length
10 mm <sup>2</sup>	4.3 mm	15.5 mm
16 mm <sup>2</sup>	5.5 mm	15.5 mm
25 mm <sup>2</sup>	7 mm	15.5 mm

电缆绞线依据 IEC 60 228-5  
For stranded wire according to IEC 60 288 Class 5



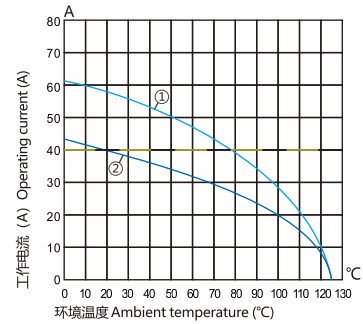
插芯 Inserts 可与框架及其他所有模块产品组合使用 Combination With Hinged Frame and Other Modules Possible.

技术参数 Technical Characteristics

规范	Specifications	DIN EN 60 664 / DIN EN 61 984
<b>插芯</b>	<b>Inserts</b>	
接插件针数	Number Of Contacts	2
依据 EN 61 984 的电气数据	Electrical Data Acc. To EN 61 984	
额定电流	Rated Current	40A
额定电压	Rated Voltage	1000V
额定脉冲电压	Rated Impulse Voltage	8KV
污染程度	Pollution Degree	3
绝缘电阻	Insulation Resistance	$\geq 10^{10}\Omega$
材料	Material	聚碳酸酯 Polycarbonate
工作温度范围	Limiting Temperatures	-40°C...+125°C
依据UL 94 的阻燃等级	Flammability Acc. To UL 94	V0
可拔插次数	Mating Cycles	$\geq 500$
<b>插针</b>	<b>Contacts</b>	
材料	Material	铜合金 Copper Alloy
表面处理	Surface	镀银 Hard-Silver Plated
接触电阻	Contact Resistance	$\leq 1m\Omega$
电缆绞线依据 IEC 60 228-5	To IEC 60 228 Class 5	
轴向螺栓连接	Axial Screw Termination	
mm <sup>2</sup>	mm <sup>2</sup>	2.5-10mm <sup>2</sup>
AWG	AWG	14-8
内六角扳手	Hexagonal Driver	SW 2
导线规格 (mm <sup>2</sup> )	Conductor Specification(mm <sup>2</sup> )	2.5 4 6 10
剥线长度(mm)	Stripping length(mm)	5 <sup>+1</sup> 5 <sup>+1</sup> 8 <sup>+1</sup> 11 <sup>+1</sup>
拧紧力矩(Nm)	Tightening Torque(Nm)	1.5 1.5 2 2

电流负载能力  
Current Carrying Capacity

电流负载能力所受的限制主要来自包含插针的接插件可承受的最大温度。  
测试和控制过程依据 DIN EN 60512-5。  
The current carrying is limited by maximum temperature of materials for Inserts and contacts including terminals.  
Measuring and testing techniques according to DINEN 60512-5.

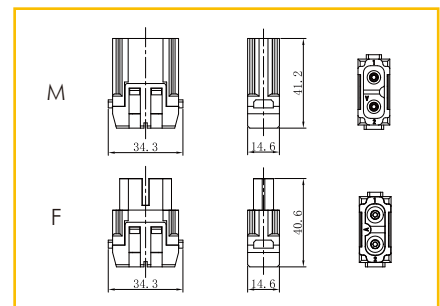


- ① 24B外壳带6个模块，导线截面：10mm<sup>2</sup>
- ② 24B外壳带6个模块，导线截面：6mm<sup>2</sup>
- ① 24B Hoods/Housings With 6 Modules, Wire Gauge: 10mm<sup>2</sup>
- ② 24B Hoods/Housings With 6 Modules, Wire Gauge: 6mm<sup>2</sup>

轴向螺栓连接 / Axial Screw Termination



Inserts	Product Model	Order No.	Wire gauge
Male	HM040-002-M-1	1 007 04 0000035	2.5-8mm <sup>2</sup>
	HM040-002-M-2	1 007 04 0000037	6-10mm <sup>2</sup>
Female	HM040-002-F-1	1 007 04 0000036	2.5-8mm <sup>2</sup>
	HM040-002-F-2	1 007 04 0000038	6-10mm <sup>2</sup>



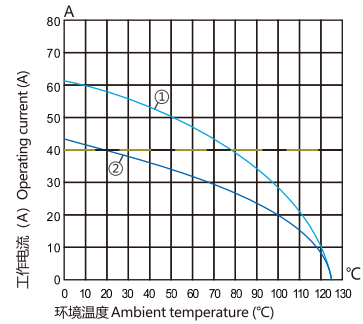
插芯 Inserts 可与框架及其他所有模块产品组合使用 Combination With Hinged Frame and Other Modules Possible.

技术参数 Technical Characteristics

规范	Specifications	DIN EN 60 664 / DIN EN 61 984
插芯	Inserts	
接插件针数	Number Of Contacts	2
依据 EN 61 984 的电气数据	Electrical Data Acc. To EN 61 984	
额定电流	Rated Current	40A
额定电压	Rated Voltage	1000V
额定脉冲电压	Rated Impulse Voltage	8KV
污染程度	Pollution Degree	3
绝缘电阻	Insulation Resistance	$\geq 10^{10}\Omega$
材料	Material	聚碳酸酯 Polycarbonate
工作温度范围	Limiting Temperatures	-40°C...+125°C
依据 UL 94 的阻燃等级	Flammability Acc. To UL 94	V0
可拔插次数	Mating Cycles	$\geq 500$
插针	Contacts	
材料	Material	铜合金 Copper Alloy
表面处理	Surface	镀银 Hard-Silver Plated
接触电阻	Contact Resistance	$\leq 1m\Omega$
冷压连接	Crimp Termination	
mm <sup>2</sup>	mm <sup>2</sup>	1.5-10mm <sup>2</sup>
AWG	AWG	16-8

电流负载能力  
Current Carrying Capacity

电流负载能力所受的限制主要来自包含接插针的接插件可承受的最大温度。  
测试和控制过程依据 DIN EN 60512-5。  
The current carrying is limited by maximum temperature of materials for Inserts and contacts including terminals.  
Measuring and testing techniques according to DIN EN 60512-5.

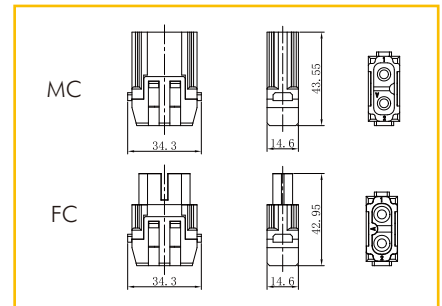


- ① 24B外壳带6个模块, 导线截面: 10mm<sup>2</sup>
- ② 24B外壳带6个模块, 导线截面: 6mm<sup>2</sup>
- ① 24B Hoods/Housings With 6 Modules, Wire Gauge: 10mm<sup>2</sup>
- ② 24B Hoods/Housings With 6 Modules, Wire Gauge: 6mm<sup>2</sup>

冷压连接 / Crimp Termination



Inserts	Product Model	Order No.
Male	HM040-002-MC-1	1 007 04 0000039
Female	HM040-002-FC-1	1 007 04 0000040

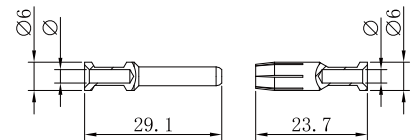


40A冷压针孔 / 40A Crimp Contacts

镀银 Silver Plated



Inserts	Product Model	Order No.	Inserts	Product Model	Order No.
Male	CSM40-1.5	1 007 06 0000035	Female	CSF40-1.5	1 007 07 0000035
	CSM40-2.5	1 007 06 0000036		CSF40-2.5	1 007 07 0000036
	CSM40-4.0	1 007 06 0000037		CSF40-4.0	1 007 07 0000037
	CSM40-6.0	1 007 06 0000038		CSF40-6.0	1 007 07 0000038
	CSM40-10.0	1 007 06 0000039		CSF40-10.0	1 007 07 0000039



镀金 Gold Plated



Inserts	Product Model	Order No.	Inserts	Product Model	Order No.
Male	CGM40-1.5	1 007 06 0000040	Female	CGF40-1.5	1 007 07 0000040
	CGM40-2.5	1 007 06 0000041		CGF40-2.5	1 007 07 0000041
	CGM40-4.0	1 007 06 0000042		CGF40-4.0	1 007 07 0000042
	CGM40-6.0	1 007 06 0000043		CGF40-6.0	1 007 07 0000043
	CGM40-10	1 007 06 0000044		CGF40-10	1 007 07 0000044

Wire gauge		φ	Stripping length
1.5 mm <sup>2</sup>	AWG 16	1.75 mm	9 mm
2.5 mm <sup>2</sup>	AWG 14	2.25 mm	9 mm
4 mm <sup>2</sup>	AWG 12	2.85 mm	9.6 mm
6 mm <sup>2</sup>	AWG 10	3.5 mm	9.6 mm
10 mm <sup>2</sup>	AWG 8	4.3 mm	15 mm

剥线长度A=15 mm 用于电缆≥5 mm  
剥线长度A=18 mm 用于电缆≥6.4 mm  
Stripping length A=15 mm for cables≥5 mm  
Stripping length A=18 mm for cables≥6.4 mm

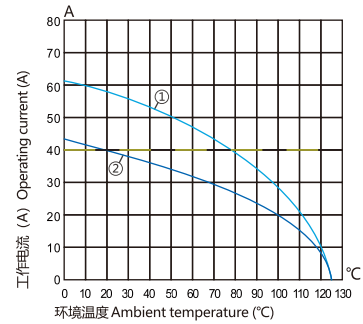
插芯 Inserts 可与框架及其他所有模块产品组合使用 Combination With Hinged Frame and Other Modules Possible.

技术参数 Technical Characteristics

规范	Specifications	DIN EN 60 664 / DIN EN 61 984
插芯	Inserts	
接插件针数	Number Of Contacts	3
依据 EN 61 984 的电气数据	Electrical Data Acc. To EN 61 984	
额定电流	Rated Current	40A
额定电压	Rated Voltage	690V
额定脉冲电压	Rated Impulse Voltage	8KV
污染程度	Pollution Degree	3
绝缘电阻	Insulation Resistance	$\geq 10^{10}\Omega$
材料	Material	聚碳酸酯 Polycarbonate
工作温度范围	Limiting Temperatures	-40°C...+125°C
依据UL 94 的阻燃等级	Flammability Acc. To UL 94	V0
可拔插次数	Mating Cycles	$\geq 500$
插针	Contacts	
材料	Material	铜合金 Copper Alloy
表面处理	Surface	镀银 Hard-Silver Plated
接触电阻	Contact Resistance	$\leq 1m\Omega$
电缆绞线依据IEC 60 228-5	To IEC 60 228 Class 5	
轴向螺栓连接	Axial Screw Termination	
mm <sup>2</sup>	mm <sup>2</sup>	2.5-10mm <sup>2</sup>
AWG	AWG	14-8
内六角扳手	Hexagonal Driver	SW 2
导线规格 (mm <sup>2</sup> )	Conductor Specification(mm <sup>2</sup> )	2.5 4 6 10
剥线长度(mm)	Stripping length(mm)	5 <sup>+1</sup> 5 <sup>+1</sup> 8 <sup>+1</sup> 11 <sup>+1</sup>
拧紧力矩(Nm)	Tightening Torque(Nm)	1.5 1.5 2 2

电流负载能力  
Current Carrying Capacity

电流负载能力所受的限制主要来自包含接插针的接插件可承受的最大温度。  
测试和控制过程依据 DIN EN 60512-5。  
The current carrying is limited by maximum temperature of materials for Inserts and contacts including terminals.  
Measuring and testing techniques according to DINEN 60512-5.

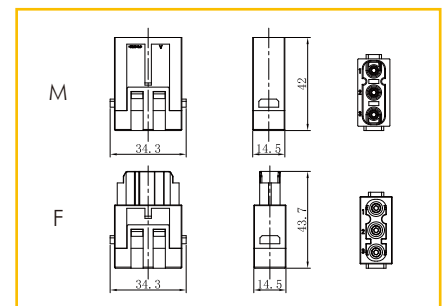


- ① 24B外壳带6个模块，导线截面：6mm<sup>2</sup>
- ② 24B外壳带6个模块，导线截面：4mm<sup>2</sup>
- ① 24B Hoods/Housings With 6 Modules, Wire Gauge: 6mm<sup>2</sup>
- ② 24B Hoods/Housings With 6 Modules, Wire Gauge: 4mm<sup>2</sup>

轴向螺栓连接 / Axial Screw Termination



Inserts	Product Model	Order No.	Wire gauge
Male	HM040-003-M-1	1 007 04 0000041	2.5-8mm <sup>2</sup>
	HM040-003-M-2	1 007 04 0000043	6-10mm <sup>2</sup>
Female	HM040-003-F-1	1 007 04 0000042	2.5-8mm <sup>2</sup>
	HM040-003-F-2	1 007 04 0000044	6-10mm <sup>2</sup>



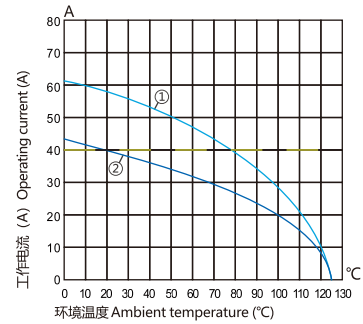
插芯 Inserts 可与框架及其他所有模块产品组合使用 Combination With Hinged Frame and Other Modules Possible.

技术参数 Technical Characteristics

规范	Specifications	DIN EN 60 664 / DIN EN 61 984
插芯	Inserts	
接插件针数	Number Of Contacts	3
依据 EN 61 984 的电气数据	Electrical Data Acc. To EN 61 984	
额定电流	Rated Current	40A
额定电压	Rated Voltage	690V
额定脉冲电压	Rated Impulse Voltage	8KV
污染程度	Pollution Degree	3
绝缘电阻	Insulation Resistance	$\geq 10^{10}\Omega$
材料	Material	聚碳酸酯 Polycarbonate
工作温度范围	Limiting Temperatures	-40°C...+125°C
依据 UL 94 的阻燃等级	Flammability Acc. To UL 94	V0
可拔插次数	Mating Cycles	$\geq 500$
插针	Contacts	
材料	Material	铜合金 Copper Alloy
表面处理	Surface	镀银 Hard-Silver Plated
接触电阻	Contact Resistance	$\leq 1m\Omega$
冷压连接	Crimp Termination	
mm <sup>2</sup>	mm <sup>2</sup>	1.5-10mm <sup>2</sup>
AWG	AWG	16-8

电流负载能力  
Current Carrying Capacity

电流负载能力所受的限制主要来自包含接插针的接插件可承受的最大温度。  
测试和控制过程依据 DIN EN 60512-5。  
The current carrying is limited by maximum temperature of materials for Inserts and contacts including terminals.  
Measuring and testing techniques according to DIN EN 60512-5.

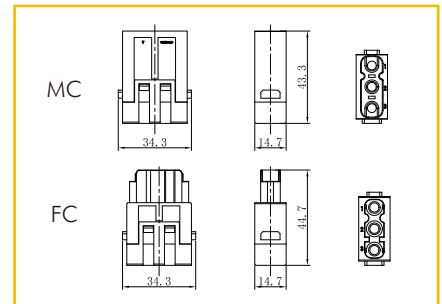


- ① 24B外壳带6个模块，导线截面：6mm<sup>2</sup>
- ② 24B外壳带6个模块，导线截面：4mm<sup>2</sup>
- ① 24B Hoods/Housings With 6 Modules, Wire Gauge: 6mm<sup>2</sup>
- ② 24B Hoods/Housings With 6 Modules, Wire Gauge: 4mm<sup>2</sup>

冷压连接 / Crimp Termination



Inserts	Product Model	Order No.
Male	HM040-003-MC-1	1 007 04 0000045
Female	HM040-003-FC-1	1 007 04 0000046

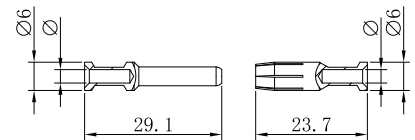


40A冷压针孔 / 40A Crimp Contacts

镀银 Silver Plated



Inserts	Product Model	Order No.	Inserts	Product Model	Order No.
Male	CSM40-1.5	1 007 06 0000035	Female	CSF40-1.5	1 007 07 0000035
	CSM40-2.5	1 007 06 0000036		CSF40-2.5	1 007 07 0000036
	CSM40-4.0	1 007 06 0000037		CSF40-4.0	1 007 07 0000037
	CSM40-6.0	1 007 06 0000038		CSF40-6.0	1 007 07 0000038
	CSM40-10.0	1 007 06 0000039		CSF40-10.0	1 007 07 0000039



镀金 Gold Plated



Inserts	Product Model	Order No.	Inserts	Product Model	Order No.
Male	CGM40-1.5	1 007 06 0000040	Female	CGF40-1.5	1 007 07 0000040
	CGM40-2.5	1 007 06 0000041		CGF40-2.5	1 007 07 0000041
	CGM40-4.0	1 007 06 0000042		CGF40-4.0	1 007 07 0000042
	CGM40-6.0	1 007 06 0000043		CGF40-6.0	1 007 07 0000043
	CGM40-10	1 007 06 0000044		CGF40-10	1 007 07 0000044

Wire gauge	φ	Stripping length
1.5 mm <sup>2</sup> AWG 16	1.75 mm	9 mm
2.5 mm <sup>2</sup> AWG 14	2.25 mm	9 mm
4 mm <sup>2</sup> AWG 12	2.85 mm	9.6 mm
6 mm <sup>2</sup> AWG 10	3.5 mm	9.6 mm
10 mm <sup>2</sup> AWG 8	4.3 mm	15 mm

剥线长度A=15 mm 用于电缆≥5 mm  
剥线长度A=18 mm 用于电缆≥6.4 mm  
Stripping length A=15 mm for cables≥5 mm  
Stripping length A=18 mm for cables≥6.4 mm

插芯 Inserts 可与框架及其他所有模块产品组合使用 Combination With Hinged Frame and Other Modules Possible.

### 技术参数 Technical Characteristics

规范	Specifications	DIN EN 60 664 / DIN EN 61 984
<b>插芯</b>	<b>Inserts</b>	
接插件针数	Number Of Contacts	3/4
依据 EN 61 984的电气数据	Electrical Data Acc. To EN 61 984	
额定电流	Rated Current	40A/10A
额定电压	Rated Voltage	830V/830V
额定脉冲电压	Rated Impulse Voltage	8KV/8KV
污染程度	Pollution Degree	3
绝缘电阻	Insulation Resistance	$\geq 10^{10}\Omega$
材料	Material	聚碳酸酯 Polycarbonate
工作温度范围	Limiting Temperatures	-40°C...+125°C
依据UL 94的阻燃等级	Flammability Acc. To UL 94	V0
可拔插次数	Mating Cycles	$\geq 500$
<b>插针</b>	<b>Contacts</b>	
材料	Material	铜合金 Copper Alloy
表面处理	Surface	镀银 Hard-Silver Plated
接触电阻	Contact Resistance	$\leq 1m\Omega/\leq 3m\Omega$
冷压连接	Crimp Termination	1.5-6mm <sup>2</sup> /0.14-2.5mm <sup>2</sup>
AWG	AWG	16-10/26-14
最大电缆直径	Max. Insulation Diameter	
电力区	Power Contacts	5mm

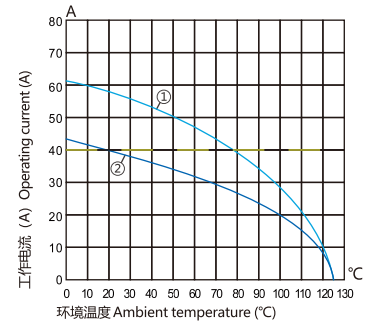
### 电流负载能力 Current Carrying Capacity

电流负载能力所受的限制主要来自包含插针的接插件可承受的最大温度。

测试和控制过程依据 DIN EN 60512-5。

The current carrying is limited by maximum temperature of materials for Inserts and contacts including terminals.

Measuring and testing techniques according to DINEN 60512-5.



① 24B外壳带6个模块，导线截面：6mm<sup>2</sup>

② 24B外壳带6个模块，导线截面：4mm<sup>2</sup>

① 24B Hoods/Housings With 6 Modules, Wire Gauge: 6mm<sup>2</sup>

② 24B Hoods/Housings With 6 Modules, Wire Gauge: 4mm<sup>2</sup>

# HM040-003/4 冷压型模块

Crimp Module 830V/830V 40A/10A

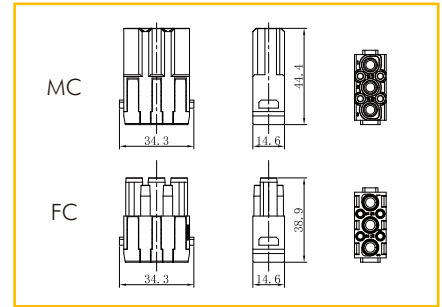


插芯 Inserts 可与框架及其他所有模块产品组合使用 Combination With Hinged Frame and Other Modules Possible.

## 冷压连接 / Crimp Termination



Inserts	Product Model	Order No.
Male	HM040-003/4-MC-1	1 007 04000047
Female	HM040-003/4-FC-1	1 007 04000048

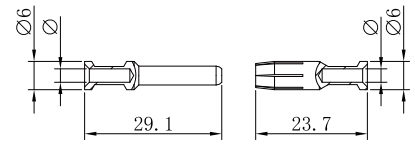


## 40A冷压针孔 / 40A Crimp Contacts

镀银 Silver Plated



Inserts	Product Model	Order No.	Inserts	Product Model	Order No.
Male	CSM40-1.5	1 007 06 0000035	Female	CSF40-1.5	1 007 07 0000035
	CSM40-2.5	1 007 06 0000036		CSF40-2.5	1 007 07 0000036
	CSM40-4.0	1 007 06 0000037		CSF40-4.0	1 007 07 0000037
	CSM40-6.0	1 007 06 0000038		CSF40-6.0	1 007 07 0000038
	CSM40-10.0	1 007 06 0000039		CSF40-10.0	1 007 07 0000039



Wire gauge		Φ	Stripping length
1.5 mm <sup>2</sup>	AWG 16	1.75 mm	9 mm
2.5 mm <sup>2</sup>	AWG 14	2.25 mm	9 mm
4 mm <sup>2</sup>	AWG 12	2.85 mm	9.6 mm
6 mm <sup>2</sup>	AWG 10	3.5 mm	9.6 mm
10 mm <sup>2</sup>	AWG 8	4.3 mm	15 mm

镀金 Gold Plated



Inserts	Product Model	Order No.	Inserts	Product Model	Order No.
Male	CGM40-1.5	1 007 06 0000040	Female	CGF40-1.5	1 007 07 0000040
	CGM40-2.5	1 007 06 0000041		CGF40-2.5	1 007 07 0000041
	CGM40-4.0	1 007 06 0000042		CGF40-4.0	1 007 07 0000042
	CGM40-6.0	1 007 06 0000043		CGF40-6.0	1 007 07 0000043
	CGM40-10	1 007 06 0000044		CGF40-10	1 007 07 0000044

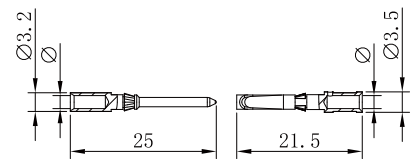
剥线长度A=15 mm 用于电缆≥5 mm  
剥线长度A=18 mm 用于电缆≥6.4 mm  
Stripping length A=15 mm for cables≥5 mm  
Stripping length A=18 mm for cables≥6.4 mm

## 10A冷压针孔 / 10A Crimp Contacts

镀银 Silver Plated



Inserts	Product Model	Order No.	Inserts	Product Model	Order No.
Male	DSM-0.37	1 007 06 0000009	Female	DSF-0.37	1 007 07 0000009
	DSM-0.5	1 007 06 0000010		DSF-0.5	1 007 07 0000010
	DSM-0.75	1 007 06 0000011		DSF-0.75	1 007 07 0000011
	DSM-1.0	1 007 06 0000012		DSF-1.0	1 007 07 0000012
	DSM-1.5	1 007 06 0000013		DSF-1.5	1 007 07 0000013
	DSM-2.5	1 007 06 0000014		DSF-2.5	1 007 07 0000014



Wire gauge		Φ	Stripping length
0.14-0.37 mm <sup>2</sup>	AWG 26-22	0.9 mm	8 mm
0.5 mm <sup>2</sup>	AWG 20	1.1 mm	8 mm
0.75 mm <sup>2</sup>	AWG 18	1.3 mm	8 mm
1 mm <sup>2</sup>	AWG 18	1.45 mm	8 mm
1.5 mm <sup>2</sup>	AWG 16	1.75 mm	8 mm
2.5 mm <sup>2</sup>	AWG 14	2.25 mm	6 mm

镀金 Gold Plated



Inserts	Product Model	Order No.	Inserts	Product Model	Order No.
Male	DGM-0.37	1 007 06 0000015	Female	DGF-0.37	1 007 07 0000015
	DGM-0.5	1 007 06 0000016		DGF-0.5	1 007 07 0000016
	DGM-0.75	1 007 06 0000017		DGF-0.75	1 007 07 0000017
	DGM-1.0	1 007 06 0000018		DGF-1.0	1 007 07 0000018
	DGM-1.5	1 007 06 0000019		DGF-1.5	1 007 07 0000019
	DGM-2.5	1 007 06 0000020		DGF-2.5	1 007 07 0000020

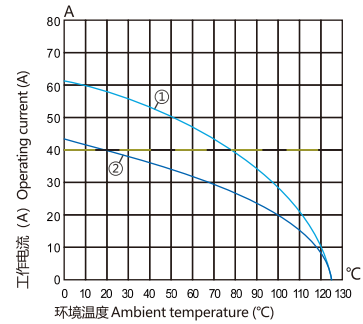
插芯 Inserts 可与框架及其他所有模块产品组合使用 Combination With Hinged Frame and Other Modules Possible.

技术参数 Technical Characteristics

规范	Specifications	DIN EN 60 664 / DIN EN 61 984
插芯	Inserts	
接插件针数	Number Of Contacts	4
依据 EN 61 984 的电气数据	Electrical Data Acc. To EN 61 984	
额定电流	Rated Current	40A
额定电压	Rated Voltage	830V
额定脉冲电压	Rated Impulse Voltage	8KV
污染程度	Pollution Degree	3
绝缘电阻	Insulation Resistance	$\geq 10^{10}\Omega$
材料	Material	聚碳酸酯 Polycarbonate
工作温度范围	Limiting Temperatures	-40°C...+125°C
依据 UL 94 的阻燃等级	Flammability Acc. To UL 94	V0
可拔插次数	Mating Cycles	$\geq 500$
插针	Contacts	
材料	Material	铜合金 Copper Alloy
表面处理	Surface	镀银 Hard-Silver Plated
接触电阻	Contact Resistance	$\leq 1m\Omega$
冷压连接	Crimp Termination	
mm <sup>2</sup>	mm <sup>2</sup>	1.5-6mm <sup>2</sup>
AWG	AWG	16-10

电流负载能力  
Current Carrying Capacity

电流负载能力所受的限制主要来自包含接插针的接插件可承受的最大温度。  
测试和控制过程依据 DIN EN 60512-5。  
The current carrying is limited by maximum temperature of materials for Inserts and contacts including terminals.  
Measuring and testing techniques according to DINEN 60512-5.

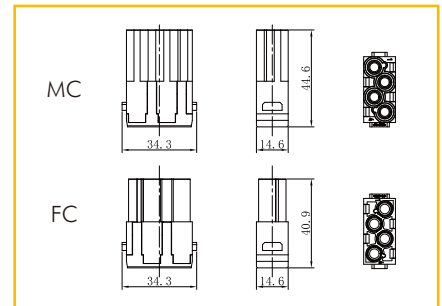


- ① 24B外壳带6个模块, 导线截面: 6mm<sup>2</sup>
- ② 24B外壳带6个模块, 导线截面: 4mm<sup>2</sup>
- ① 24B Hoods/Housings With 6 Modules, Wire Gauge: 6mm<sup>2</sup>
- ② 24B Hoods/Housings With 6 Modules, Wire Gauge: 4mm<sup>2</sup>

冷压连接 / Crimp Termination



Inserts	Product Model	Order No.
Male	HM040-004-MC-1	1 007 04 0000049
Female	HM040-004-FC-1	1 007 04 0000050

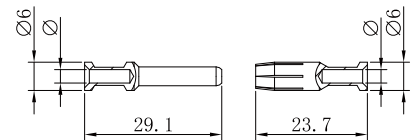


40A冷压针孔 / 40A Crimp Contacts

镀银 Silver Plated



Inserts	Product Model	Order No.	Inserts	Product Model	Order No.
Male	CSM40-1.5	1 007 06 0000035	Female	CSF40-1.5	1 007 07 0000035
	CSM40-2.5	1 007 06 0000036		CSF40-2.5	1 007 07 0000036
	CSM40-4.0	1 007 06 0000037		CSF40-4.0	1 007 07 0000037
	CSM40-6.0	1 007 06 0000038		CSF40-6.0	1 007 07 0000038
	CSM40-10.0	1 007 06 0000039		CSF40-10.0	1 007 07 0000039



镀金 Gold Plated



Inserts	Product Model	Order No.	Inserts	Product Model	Order No.
Male	CGM40-1.5	1 007 06 0000040	Female	CGF40-1.5	1 007 07 0000040
	CGM40-2.5	1 007 06 0000041		CGF40-2.5	1 007 07 0000041
	CGM40-4.0	1 007 06 0000042		CGF40-4.0	1 007 07 0000042
	CGM40-6.0	1 007 06 0000043		CGF40-6.0	1 007 07 0000043
	CGM40-10	1 007 06 0000044		CGF40-10	1 007 07 0000044

Wire gauge	φ	Stripping length
1.5 mm <sup>2</sup> AWG 16	1.75 mm	9 mm
2.5 mm <sup>2</sup> AWG 14	2.25 mm	9 mm
4 mm <sup>2</sup> AWG 12	2.85 mm	9.6 mm
6 mm <sup>2</sup> AWG 10	3.5 mm	9.6 mm
10 mm <sup>2</sup> AWG 8	4.3 mm	15 mm

剥线长度A=15 mm 用于电缆≥5 mm  
剥线长度A=18 mm 用于电缆≥6.4 mm  
Stripping length A=15 mm for cables≥5 mm  
Stripping length A=18 mm for cables≥6.4 mm

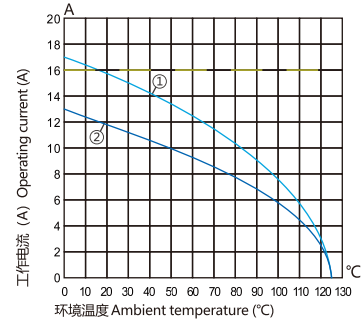
插芯 Inserts 可与框架及其他所有模块产品组合使用 Combination With Hinged Frame and Other Modules Possible.

技术参数 Technical Characteristics

规范	Specifications	DIN EN 60 664 / DIN EN 61 984
插芯	Inserts	
接插件针数	Number Of Contacts	6
依据 EN 61 984 的电气数据	Electrical Data Acc. To EN 61 984	
额定电流	Rated Current	16A
额定电压	Rated Voltage	500V
额定脉冲电压	Rated Impulse Voltage	6KV
污染程度	Pollution Degree	3
绝缘电阻	Insulation Resistance	$\geq 10^{10}\Omega$
材料	Material	聚碳酸酯 Polycarbonate
工作温度范围	Limiting Temperatures	-40°C...+125°C
依据 UL 94 的阻燃等级	Flammability Acc. To UL 94	V0
可拔插次数	Mating Cycles	$\geq 500$
插针	Contacts	
材料	Material	铜合金 Copper Alloy
表面处理	Surface	镀银 Hard-Silver Plated 镀金 Hard-Gold Plated
接触电阻	Contact Resistance	$\leq 1m\Omega$
冷压连接	Crimp Termination	
mm <sup>2</sup>	mm <sup>2</sup>	0.14-4mm <sup>2</sup>
AWG	AWG	26-12

电流负载能力  
Current Carrying Capacity

电流负载能力所受的限制主要来自包含接插针的接插件可承受的最大温度。  
测试和控制过程依据 DIN EN 60512-5。  
The current carrying is limited by maximum temperature of materials for Inserts and contacts including terminals.  
Measuring and testing techniques according to DINEN 60512-5.

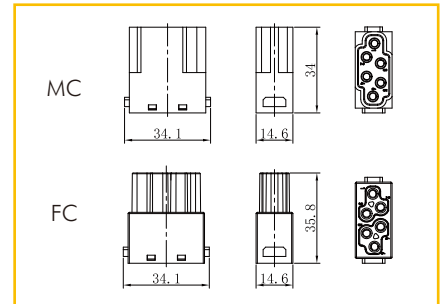


- ① 24B外壳带6个模块，导线截面：2.5mm<sup>2</sup>
- ② 24B外壳带6个模块，导线截面：1.5mm<sup>2</sup>
- ① 24B Hoods/Housings With 6 Modules, Wire Gauge: 2.5mm<sup>2</sup>
- ② 24B Hoods/Housings With 6 Modules, Wire Gauge: 1.5mm<sup>2</sup>

冷压连接 / Crimp Termination



Inserts	Product Model	Order No.
Male	HME-006-MC-1	1 007 04 0000059
Female	HME-006-FC-1	1 007 04 0000060

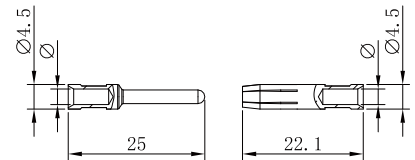


16A冷压针孔 / 16A Crimp Contacts

镀银 Silver Plated



Inserts	Product Model	Order No.	Inserts	Product Model	Order No.
Male	ESM-0.37	1 007 06 0000021	Female	ESF-0.37	1 007 07 0000021
	ESM-0.5	1 007 06 0000022		ESF-0.5	1 007 07 0000022
	ESM-0.75	1 007 06 0000023		ESF-0.75	1 007 07 0000023
	ESM-1.0	1 007 06 0000024		ESF-1.0	1 007 07 0000024
	ESM-1.5	1 007 06 0000025		ESF-1.5	1 007 07 0000025
	ESM-2.5	1 007 06 0000026		ESF-2.5	1 007 07 0000026
	ESM-4.0	1 007 06 0000027		ESF-4.0	1 007 07 0000027



镀金 Gold Plated



Inserts	Product Model	Order No.	Inserts	Product Model	Order No.
Male	EGM-0.37	1 007 06 0000028	Female	EGF-0.37	1 007 07 0000028
	EGM-0.5	1 007 06 0000029		EGF-0.5	1 007 07 0000029
	EGM-0.75	1 007 06 0000030		EGF-0.75	1 007 07 0000030
	EGM-1.0	1 007 06 0000031		EGF-1.0	1 007 07 0000031
	EGM-1.5	1 007 06 0000032		EGF-1.5	1 007 07 0000032
	EGM-2.5	1 007 06 0000033		EGF-2.5	1 007 07 0000033
	EGM-4.0	1 007 06 0000034		EGF-4.0	1 007 07 0000034

Marking	Wire gauge	Stripping length
no groove	0.14-0.37 mm <sup>2</sup>	AWG 26-22
no groove	0.5 mm <sup>2</sup>	AWG 20
1 no groove	0.75 mm <sup>2</sup>	AWG 18
1 no groove	1 mm <sup>2</sup>	AWG 18
2 no grooves	1.5 mm <sup>2</sup>	AWG 16
3 no grooves	2.5 mm <sup>2</sup>	AWG 14
wide groove	3 mm <sup>2</sup>	AWG 12
no groove	4 mm <sup>2</sup>	AWG 12



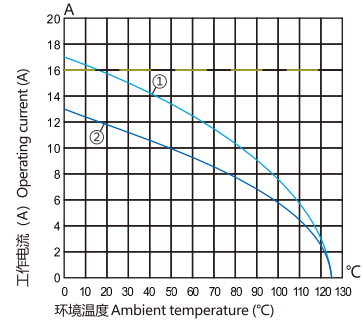
插芯 Inserts 可与框架及其他所有模块产品组合使用 Combination With Hinged Frame and Other Modules Possible.

技术参数 Technical Characteristics

规范	Specifications	DIN EN 60 664 / DIN EN 61 984
插芯	Inserts	
接插件针数	Number Of Contacts	6
依据 EN 61 984 的电气数据	Electrical Data Acc. To EN 61 984	
额定电流	Rated Current	16A
额定电压	Rated Voltage	830V
额定脉冲电压	Rated Impulse Voltage	8KV
污染程度	Pollution Degree	3
绝缘电阻	Insulation Resistance	$\geq 10^{10}\Omega$
材料	Material	聚碳酸酯 Polycarbonate
工作温度范围	Limiting Temperatures	-40°C...+125°C
依据 UL 94 的阻燃等级	Flammability Acc. To UL 94	V0
可拔插次数	Mating Cycles	$\geq 500$
插针	Contacts	
材料	Material	铜合金 Copper Alloy
表面处理	Surface	镀银 Hard-Silver Plated 镀金 Hard-Gold Plated
接触电阻	Contact Resistance	$\leq 1m\Omega$
冷压连接	Crimp Termination	
mm <sup>2</sup>	mm <sup>2</sup>	0.14-4mm <sup>2</sup>
AWG	AWG	26-12

电流负载能力  
Current Carrying Capacity

电流负载能力所受的限制主要来自包含接插针的接插件可承受的最大温度。  
测试和控制过程依据 DIN EN 60512-5。  
The current carrying is limited by maximum temperature of materials for Inserts and contacts including terminals.  
Measuring and testing techniques according to DINEN 60512-5.

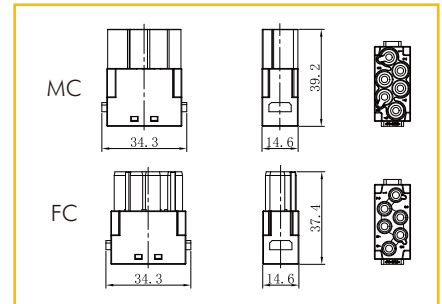


- ① 24B外壳带6个模块，导线截面：2.5mm<sup>2</sup>
- ② 24B外壳带6个模块，导线截面：1.5mm<sup>2</sup>
- ① 24B Hoods/Housings With 6 Modules, Wire Gauge: 2.5mm<sup>2</sup>
- ② 24B Hoods/Housings With 6 Modules, Wire Gauge: 1.5mm<sup>2</sup>

冷压连接 / Crimp Termination



Inserts	Product Model	Order No.
Male	HMEHV-006-MC-1	1 007 04 0000061
Female	HMEHV-006-FC-1	1 007 04 0000062

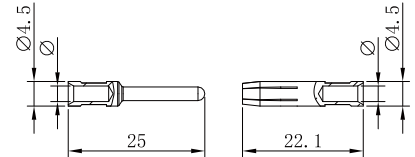


16A冷压针孔 / 16A Crimp Contacts

镀银 Silver Plated



Inserts	Product Model	Order No.	Inserts	Product Model	Order No.
Male	ESM-0.37	1 007 06 0000021	Female	ESF-0.37	1 007 07 0000021
	ESM-0.5	1 007 06 0000022		ESF-0.5	1 007 07 0000022
	ESM-0.75	1 007 06 0000023		ESF-0.75	1 007 07 0000023
	ESM-1.0	1 007 06 0000024		ESF-1.0	1 007 07 0000024
	ESM-1.5	1 007 06 0000025		ESF-1.5	1 007 07 0000025
	ESM-2.5	1 007 06 0000026		ESF-2.5	1 007 07 0000026
	ESM-4.0	1 007 06 0000027		ESF-4.0	1 007 07 0000027



镀金 Gold Plated



Inserts	Product Model	Order No.	Inserts	Product Model	Order No.
Male	EGM-0.37	1 007 06 0000028	Female	EGF-0.37	1 007 07 0000028
	EGM-0.5	1 007 06 0000029		EGF-0.5	1 007 07 0000029
	EGM-0.75	1 007 06 0000030		EGF-0.75	1 007 07 0000030
	EGM-1.0	1 007 06 0000031		EGF-1.0	1 007 07 0000031
	EGM-1.5	1 007 06 0000032		EGF-1.5	1 007 07 0000032
	EGM-2.5	1 007 06 0000033		EGF-2.5	1 007 07 0000033
	EGM-4.0	1 007 06 0000034		EGF-4.0	1 007 07 0000034

Marking	Wire gauge	Stripping length
no groove	0.14-0.37 mm <sup>2</sup>	AWG 26-22
no groove	0.5 mm <sup>2</sup>	AWG 20
1 no groove	0.75 mm <sup>2</sup>	AWG 18
1 no groove	1 mm <sup>2</sup>	AWG 18
2 no grooves	1.5 mm <sup>2</sup>	AWG 16
3 no grooves	2.5 mm <sup>2</sup>	AWG 14
wide groove	3 mm <sup>2</sup>	AWG 12
no groove	4 mm <sup>2</sup>	AWG 12

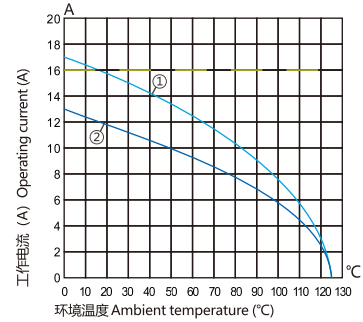
插芯 Inserts 可与框架及其他所有模块产品组合使用 Combination With Hinged Frame and Other Modules Possible.

技术参数 Technical Characteristics

规范	Specifications	DIN EN 60 664 / DIN EN 61 984
插芯	Inserts	
接插件针数	Number Of Contacts	8
依据 EN 61 984 的电气数据	Electrical Data Acc. To EN 61 984	
额定电流	Rated Current	16A
额定电压	Rated Voltage	400V
额定脉冲电压	Rated Impulse Voltage	6KV
污染程度	Pollution Degree	3
绝缘电阻	Insulation Resistance	$\geq 10^{10}\Omega$
材料	Material	聚碳酸酯 Polycarbonate
工作温度范围	Limiting Temperatures	-40°C...+125°C
依据 UL 94 的阻燃等级	Flammability Acc. To UL 94	V0
可拔插次数	Mating Cycles	$\geq 500$
插针	Contacts	
材料	Material	铜合金 Copper Alloy
表面处理	Surface	镀银 Hard-Silver Plated 镀金 Hard-Gold Plated
接触电阻	Contact Resistance	$\leq 1m\Omega$
冷压连接	Crimp Termination	
mm <sup>2</sup>	mm <sup>2</sup>	0.14-4mm <sup>2</sup>
AWG	AWG	26-12

电流负载能力  
Current Carrying Capacity

电流负载能力所受的限制主要来自包含接插针的接插件可承受的最大温度。  
测试和控制过程依据 DIN EN 60512-5。  
The current carrying is limited by maximum temperature of materials for Inserts and contacts including terminals.  
Measuring and testing techniques according to DINEN 60512-5.

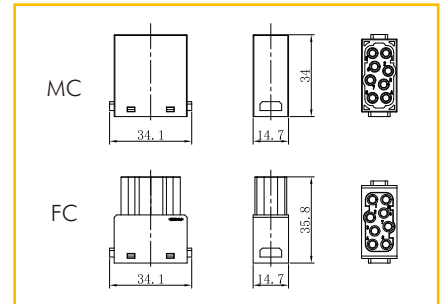


- ① 24B外壳带6个模块，导线截面：2.5mm<sup>2</sup>
- ② 24B外壳带6个模块，导线截面：1.5mm<sup>2</sup>
- ① 24B Hoods/Housings With 6 Modules, Wire Gauge: 2.5mm<sup>2</sup>
- ② 24B Hoods/Housings With 6 Modules, Wire Gauge: 1.5mm<sup>2</sup>

冷压连接 / Crimp Termination



Inserts	Product Model	Order No.
Male	HMEE-008-MC-1	1 007 04 0000063
Female	HMEE-008-FC-1	1 007 04 0000064

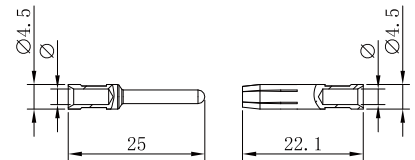


16A冷压针孔 / 16A Crimp Contacts

镀银 Silver Plated



Inserts	Product Model	Order No.	Inserts	Product Model	Order No.
Male	ESM-0.37	1 007 06 0000021	Female	ESF-0.37	1 007 07 0000021
	ESM-0.5	1 007 06 0000022		ESF-0.5	1 007 07 0000022
	ESM-0.75	1 007 06 0000023		ESF-0.75	1 007 07 0000023
	ESM-1.0	1 007 06 0000024		ESF-1.0	1 007 07 0000024
	ESM-1.5	1 007 06 0000025		ESF-1.5	1 007 07 0000025
	ESM-2.5	1 007 06 0000026		ESF-2.5	1 007 07 0000026
	ESM-4.0	1 007 06 0000027		ESF-4.0	1 007 07 0000027



镀金 Gold Plated



Inserts	Product Model	Order No.	Inserts	Product Model	Order No.
Male	EGM-0.37	1 007 06 0000028	Female	EGF-0.37	1 007 07 0000028
	EGM-0.5	1 007 06 0000029		EGF-0.5	1 007 07 0000029
	EGM-0.75	1 007 06 0000030		EGF-0.75	1 007 07 0000030
	EGM-1.0	1 007 06 0000031		EGF-1.0	1 007 07 0000031
	EGM-1.5	1 007 06 0000032		EGF-1.5	1 007 07 0000032
	EGM-2.5	1 007 06 0000033		EGF-2.5	1 007 07 0000033
	EGM-4.0	1 007 06 0000034		EGF-4.0	1 007 07 0000034

Marking	Wire gauge	Stripping length
no groove	0.14-0.37 mm <sup>2</sup>	AWG 26-22
no groove	0.5 mm <sup>2</sup>	AWG 20
1 no groove	0.75 mm <sup>2</sup>	AWG 18
1 no groove	1 mm <sup>2</sup>	AWG 18
2 no grooves	1.5 mm <sup>2</sup>	AWG 16
3 no grooves	2.5 mm <sup>2</sup>	AWG 14
wide groove	3 mm <sup>2</sup>	AWG 12
no groove	4 mm <sup>2</sup>	AWG 12

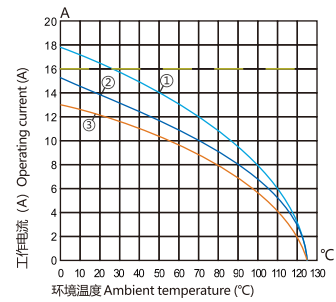
插芯 Inserts 可与框架及其他所有模块产品组合使用 Combination With Hinged Frame and Other Modules Possible.

技术参数 Technical Characteristics

规范	Specifications	DIN EN 60 664 / DIN EN 61 984
插芯	Inserts	
接插件针数	Number Of Contacts	20
依据 EN 61 984 的电气数据	Electrical Data Acc. To EN 61 984	
额定电流	Rated Current	16A
额定电压	Rated Voltage	500V
额定脉冲电压	Rated Impulse Voltage	6KV
污染程度	Pollution Degree	3
绝缘电阻	Insulation Resistance	$\geq 10^{10}\Omega$
材料	Material	聚碳酸酯 Polycarbonate
工作温度范围	Limiting Temperatures	-40°C...+125°C
依据 UL 94 的阻燃等级	Flammability Acc. To UL 94	V0
可拔插次数	Mating Cycles	$\geq 500$
插针	Contacts	
材料	Material	铜合金 Copper Alloy
表面处理	Surface	镀银 Hard-Silver Plated 镀金 Hard-Gold Plated
接触电阻	Contact Resistance	$\leq 1m\Omega$
冷压连接	Crimp Termination	
mm <sup>2</sup>	mm <sup>2</sup>	0.14-4mm <sup>2</sup>
AWG	AWG	26-12

电流负载能力  
Current Carrying Capacity

电流负载能力所受的限制主要来自包含接插针的接插件可承受的最大温度。  
测试和控制过程依据 DIN EN 60512-5。  
The current carrying is limited by maximum temperature of materials for Inserts and contacts including terminals.  
Measuring and testing techniques according to DINEN 60512-5.

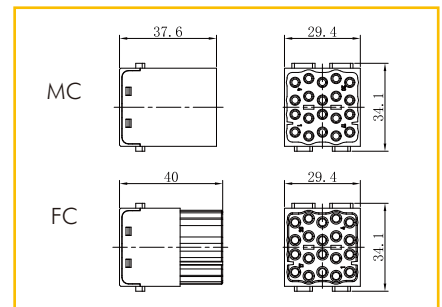


- ① 24B外壳带6个模块，导线截面：4mm<sup>2</sup>
- ② 24B外壳带6个模块，导线截面：2.5mm<sup>2</sup>
- ③ 24B外壳带6个模块，导线截面：1.5mm<sup>2</sup>
- ① 24B Hoods/Housings With 6 Modules, Wire Gauge: 4mm<sup>2</sup>
- ② 24B Hoods/Housings With 6 Modules, Wire Gauge: 2.5mm<sup>2</sup>
- ③ 24B Hoods/Housings With 6 Modules, Wire Gauge: 1.5mm<sup>2</sup>

冷压连接 / Crimp Termination



Inserts	Product Model	Order No.
Male	HMEE-020-MC-1	1 007 04 0000065
Female	HMEE-020-FC-1	1 007 04 0000066

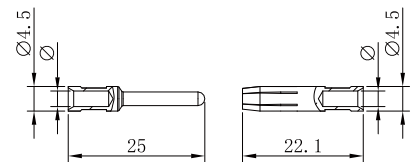


16A冷压针孔 / 16A Crimp Contacts

镀银 Silver Plated



Inserts	Product Model	Order No.	Inserts	Product Model	Order No.
Male	ESM-0.37	1 007 06 0000021	Female	ESF-0.37	1 007 07 0000021
	ESM-0.5	1 007 06 0000022		ESF-0.5	1 007 07 0000022
	ESM-0.75	1 007 06 0000023		ESF-0.75	1 007 07 0000023
	ESM-1.0	1 007 06 0000024		ESF-1.0	1 007 07 0000024
	ESM-1.5	1 007 06 0000025		ESF-1.5	1 007 07 0000025
	ESM-2.5	1 007 06 0000026		ESF-2.5	1 007 07 0000026
	ESM-4.0	1 007 06 0000027		ESF-4.0	1 007 07 0000027



Marking	Wire gauge	Stripping length
no groove	0.14-0.37 mm <sup>2</sup>	AWG 26-22
no groove	0.5 mm <sup>2</sup>	AWG 20
1 no groove	0.75 mm <sup>2</sup>	AWG 18
1 no groove	1 mm <sup>2</sup>	AWG 18
2 no grooves	1.5 mm <sup>2</sup>	AWG 16
3 no grooves	2.5 mm <sup>2</sup>	AWG 14
wide groove	3 mm <sup>2</sup>	AWG 12
no groove	4 mm <sup>2</sup>	AWG 12

镀金 Gold Plated



Inserts	Product Model	Order No.	Inserts	Product Model	Order No.
Male	EGM-0.37	1 007 06 0000028	Female	EGF-0.37	1 007 07 0000028
	EGM-0.5	1 007 06 0000029		EGF-0.5	1 007 07 0000029
	EGM-0.75	1 007 06 0000030		EGF-0.75	1 007 07 0000030
	EGM-1.0	1 007 06 0000031		EGF-1.0	1 007 07 0000031
	EGM-1.5	1 007 06 0000032		EGF-1.5	1 007 07 0000032
	EGM-2.5	1 007 06 0000033		EGF-2.5	1 007 07 0000033
	EGM-4.0	1 007 06 0000034		EGF-4.0	1 007 07 0000034

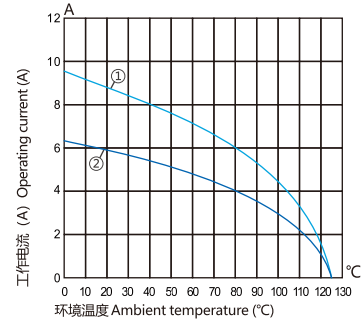
插芯 Inserts 可与框架及其他所有模块产品组合使用 Combination With Hinged Frame and Other Modules Possible.

技术参数 Technical Characteristics

规范	Specifications	DIN EN 60 664 / DIN EN 61 984
插芯	Inserts	
接插件针数	Number Of Contacts	12
依据 EN 61 984 的电气数据	Electrical Data Acc. To EN 61 984	
额定电流	Rated Current	10A
额定电压	Rated Voltage	250V
额定脉冲电压	Rated Impulse Voltage	4KV
污染程度	Pollution Degree	3
绝缘电阻	Insulation Resistance	$\geq 10^{10}\Omega$
材料	Material	聚碳酸酯 Polycarbonate
工作温度范围	Limiting Temperatures	-40°C...+125°C
依据 UL 94 的阻燃等级	Flammability Acc. To UL 94	V0
可拔插次数	Mating Cycles	$\geq 500$
插针	Contacts	
材料	Material	铜合金 Copper Alloy
表面处理	Surface	镀银 Hard-Silver Plated 镀金 Hard-Gold Plated
接触电阻	Contact Resistance	$\leq 3m\Omega$
冷压连接	Crimp Termination	
mm <sup>2</sup>	mm <sup>2</sup>	0.14-2.5mm <sup>2</sup>
AWG	AWG	26-14

电流负载能力  
Current Carrying Capacity

电流负载能力所受的限制主要来自包含接插针的接插件可承受的最大温度。  
测试和控制过程依据 DIN EN 60512-5。  
The current carrying is limited by maximum temperature of materials for Inserts and contacts including terminals.  
Measuring and testing techniques according to DINEN 60512-5.

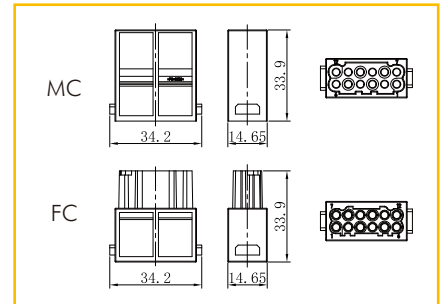


- ① 24B外壳带6个模块，导线截面：1.5mm<sup>2</sup>
- ② 24B外壳带6个模块，导线截面：1mm<sup>2</sup>
- ① 24B Hoods/Housings With 6 Modules, Wire Gauge: 1.5mm<sup>2</sup>
- ② 24B Hoods/Housings With 6 Modules, Wire Gauge: 1mm<sup>2</sup>

冷压连接 / Crimp Termination



Inserts	Product Model	Order No.
Male	HMD-012-MC-1	1 007 04 0000067
Female	HMD-012-FC-1	1 007 04 0000068

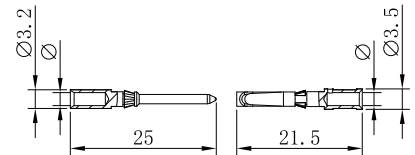


10A冷压针孔 / 10A Crimp Contacts

镀银 Silver Plated



Inserts	Product Model	Order No.	Inserts	Product Model	Order No.
Male	DSM-0.37	1 007 06 0000009	Female	DSF-0.37	1 007 07 0000009
	DSM-0.5	1 007 06 0000010		DSF-0.5	1 007 07 0000010
	DSM-0.75	1 007 06 0000011		DSF-0.75	1 007 07 0000011
	DSM-1.0	1 007 06 0000012		DSF-1.0	1 007 07 0000012
	DSM-1.5	1 007 06 0000013		DSF-1.5	1 007 07 0000013
	DSM-2.5	1 007 06 0000014		DSF-2.5	1 007 07 0000014



Wire gauge	φ	Stripping length
0.14-0.37 mm <sup>2</sup>	AWG 26-22	0.9 mm
0.5 mm <sup>2</sup>	AWG 20	1.1 mm
0.75 mm <sup>2</sup>	AWG 18	1.3 mm
1 mm <sup>2</sup>	AWG 18	1.45 mm
1.5 mm <sup>2</sup>	AWG 16	1.75 mm
2.5 mm <sup>2</sup>	AWG 14	2.25 mm

镀金 Gold Plated



Inserts	Product Model	Order No.	Inserts	Product Model	Order No.
Male	DGM-0.37	1 007 06 0000015	Female	DGF-0.37	1 007 07 0000015
	DGM-0.5	1 007 06 0000016		DGF-0.5	1 007 07 0000016
	DGM-0.75	1 007 06 0000017		DGF-0.75	1 007 07 0000017
	DGM-1.0	1 007 06 0000018		DGF-1.0	1 007 07 0000018
	DGM-1.5	1 007 06 0000019		DGF-1.5	1 007 07 0000019
	DGM-2.5	1 007 06 0000020		DGF-2.5	1 007 07 0000020

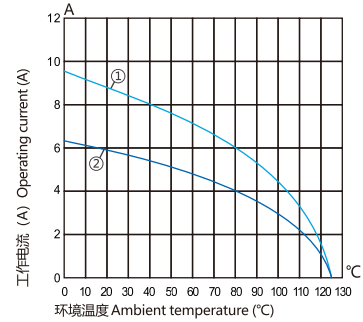
插芯 Inserts 可与框架及其他所有模块产品组合使用 Combination With hinged Frame and Other Modules Possible.

技术参数 Technical Characteristics

规范	Specifications	DIN EN 60 664 / DIN EN 61 984
插芯	Inserts	
接插件针数	Number Of Contacts	17
依据 EN 61 984 的电气数据	Electrical Data Acc. To EN 61 984	
额定电流	Rated Current	10A
额定电压	Rated Voltage	160V
额定脉冲电压	Rated Impulse Voltage	2.5KV
污染程度	Pollution Degree	3
绝缘电阻	Insulation Resistance	$\geq 10^{10}\Omega$
材料	Material	聚碳酸酯 Polycarbonate
工作温度范围	Limiting Temperatures	-40°C...+125°C
依据 UL 94 的阻燃等级	Flammability Acc. To UL 94	V0
可拔插次数	Mating Cycles	$\geq 500$
插针	Contacts	
材料	Material	铜合金 Copper Alloy
表面处理	Surface	镀银 Hard-Silver Plated 镀金 Hard-Gold Plated
接触电阻	Contact Resistance	$\leq 3m\Omega$
冷压连接	Crimp Termination	
mm <sup>2</sup>	mm <sup>2</sup>	0.14-2.5mm <sup>2</sup>
AWG	AWG	26-14

电流负载能力  
Current Carrying Capacity

电流负载能力所受的限制主要来自包含接插针的接插件可承受的最大温度。  
测试和控制过程依据 DIN EN 60512-5。  
The current carrying is limited by maximum temperature of materials for Inserts and contacts including terminals.  
Measuring and testing techniques according to DINEN 60512-5.

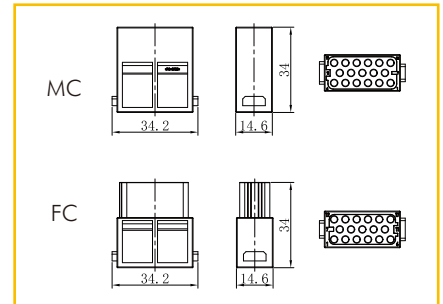


- ① 24B外壳带6个模块，导线截面：1.5mm<sup>2</sup>
- ② 24B外壳带6个模块，导线截面：1mm<sup>2</sup>
- ① 24B Hoods/Housings With 6 Modules, Wire Gauge: 1.5mm<sup>2</sup>
- ② 24B Hoods/Housings With 6 Modules, Wire Gauge: 1mm<sup>2</sup>

冷压连接 / Crimp Termination



Inserts	Product Model	Order No.
Male	HMDD-017-MC-1	1 007 04 0000069
Female	HMDD-017-FC-1	1 007 04 0000070

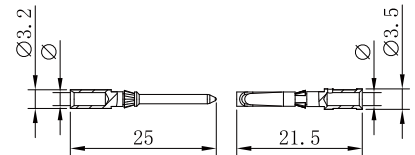


10A冷压针孔 / 10A Crimp Contacts

镀银 Silver Plated



Inserts	Product Model	Order No.	Inserts	Product Model	Order No.
Male	DSM-0.37	1 007 06 0000009	Female	DSF-0.37	1 007 07 0000009
	DSM-0.5	1 007 06 0000010		DSF-0.5	1 007 07 0000010
	DSM-0.75	1 007 06 0000011		DSF-0.75	1 007 07 0000011
	DSM-1.0	1 007 06 0000012		DSF-1.0	1 007 07 0000012
	DSM-1.5	1 007 06 0000013		DSF-1.5	1 007 07 0000013
	DSM-2.5	1 007 06 0000014		DSF-2.5	1 007 07 0000014



Wire gauge	φ	Stripping length
0.14-0.37 mm <sup>2</sup>	AWG 26-22	0.9 mm
0.5 mm <sup>2</sup>	AWG 20	1.1 mm
0.75 mm <sup>2</sup>	AWG 18	1.3 mm
1 mm <sup>2</sup>	AWG 18	1.45 mm
1.5 mm <sup>2</sup>	AWG 16	1.75 mm
2.5 mm <sup>2</sup>	AWG 14	2.25 mm

镀金 Gold Plated



Inserts	Product Model	Order No.	Inserts	Product Model	Order No.
Male	DGM-0.37	1 007 06 0000015	Female	DGF-0.37	1 007 07 0000015
	DGM-0.5	1 007 06 0000016		DGF-0.5	1 007 07 0000016
	DGM-0.75	1 007 06 0000017		DGF-0.75	1 007 07 0000017
	DGM-1.0	1 007 06 0000018		DGF-1.0	1 007 07 0000018
	DGM-1.5	1 007 06 0000019		DGF-1.5	1 007 07 0000019
	DGM-2.5	1 007 06 0000020		DGF-2.5	1 007 07 0000020

插芯 Inserts 可与框架及其他所有模块产品组合使用 Combination With Hinged Frame and Other Modules Possible.

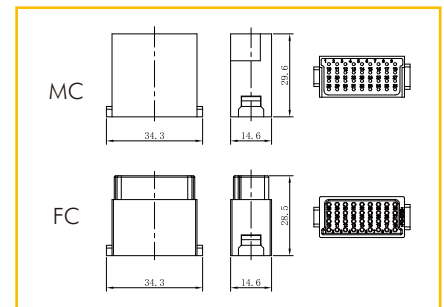
技术参数 Technical Characteristics

规范	Specifications	DIN EN 60 664 / DIN EN 61 984
插芯	Inserts	
接插件针数	Number Of Contacts	36
依据 EN 61 984的电气数据	Electrical Data Acc. To EN 61 984	
额定电流	Rated Current	10A
额定电压	Rated Voltage	400V
额定脉冲电压	Rated Impulse Voltage	6KV
污染程度	Pollution Degree	3
绝缘电阻	Insulation Resistance	$\geq 10^{10}\Omega$
材料	Material	聚碳酸酯 Polycarbonate
工作温度范围	Limiting Temperatures	-40°C...+125°C
依据UL 94的阻燃等级	Flammability Acc. To UL 94	V0
可拔插次数	Mating Cycles	$\geq 500$
插针	Contacts	
材料	Material	铜合金 Copper Alloy
表面处理	Surface	镀银 Hard-Silver Plated 镀金 Hard-Gold Plated
接触电阻	Contact Resistance	$\leq 3m\Omega$
冷压连接	Crimp Termination	
mm <sup>2</sup>	mm <sup>2</sup>	0.14-2.5mm <sup>2</sup>
AWG	AWG	26-14

冷压连接 / Crimp Termination



Inserts	Product Model	Order No.
Male	HMDD-036-MC-1	1 007 04 0000071
Female	HMDD-036-FC-1	1 007 04 0000072

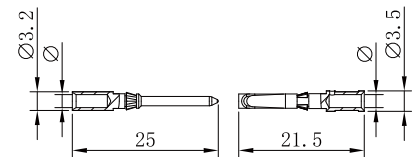


10A冷压针孔 / 10A Crimp Contacts

镀银 Silver Plated



Inserts	Product Model	Order No.	Inserts	Product Model	Order No.
Male	DSM-0.37	1 007 06 0000009	Female	DSF-0.37	1 007 07 0000009
	DSM-0.5	1 007 06 0000010		DSF-0.5	1 007 07 0000010
	DSM-0.75	1 007 06 0000011		DSF-0.75	1 007 07 0000011
	DSM-1.0	1 007 06 0000012		DSF-1.0	1 007 07 0000012
	DSM-1.5	1 007 06 0000013		DSF-1.5	1 007 07 0000013
	DSM-2.5	1 007 06 0000014		DSF-2.5	1 007 07 0000014



Wire gauge		φ	Stripping length
0.14-0.37 mm <sup>2</sup>	AWG 26-22	0.9 mm	8 mm
0.5 mm <sup>2</sup>	AWG 20	1.1 mm	8 mm
0.75 mm <sup>2</sup>	AWG 18	1.3 mm	8 mm
1 mm <sup>2</sup>	AWG 18	1.45 mm	8 mm
1.5 mm <sup>2</sup>	AWG 16	1.75 mm	8 mm
2.5 mm <sup>2</sup>	AWG 14	2.25 mm	6 mm

镀金 Gold Plated



Inserts	Product Model	Order No.	Inserts	Product Model	Order No.
Male	DGM-0.37	1 007 06 0000015	Female	DGF-0.37	1 007 07 0000015
	DGM-0.5	1 007 06 0000016		DGF-0.5	1 007 07 0000016
	DGM-0.75	1 007 06 0000017		DGF-0.75	1 007 07 0000017
	DGM-1.0	1 007 06 0000018		DGF-1.0	1 007 07 0000018
	DGM-1.5	1 007 06 0000019		DGF-1.5	1 007 07 0000019
	DGM-2.5	1 007 06 0000020		DGF-2.5	1 007 07 0000020

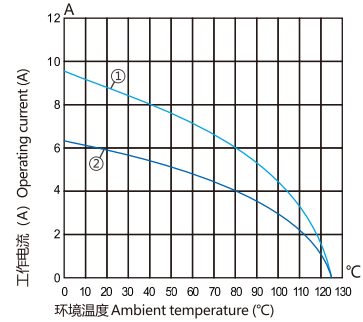
插芯 Inserts 可与框架及其他所有模块产品组合使用 Combination With Hinged Frame and Other Modules Possible.

技术参数 Technical Characteristics

规范	Specifications	DIN EN 60 664 / DIN EN 61 984
插芯	Inserts	
接插件针数	Number Of Contacts	42
依据 EN 61 984 的电气数据	Electrical Data Acc. To EN 61 984	
额定电流	Rated Current	10A
额定电压	Rated Voltage	150V
额定脉冲电压	Rated Impulse Voltage	2.5KV
污染程度	Pollution Degree	3
绝缘电阻	Insulation Resistance	$\geq 10^{10}\Omega$
材料	Material	聚碳酸酯 Polycarbonate
工作温度范围	Limiting Temperatures	-40°C...+125°C
依据 UL 94 的阻燃等级	Flammability Acc. To UL 94	V0
可拔插次数	Mating Cycles	$\geq 500$
插针	Contacts	
材料	Material	铜合金 Copper Alloy
表面处理	Surface	镀银 Hard-Silver Plated 镀金 Hard-Gold Plated
接触电阻	Contact Resistance	$\leq 3m\Omega$
冷压连接	Crimp Termination	
mm <sup>2</sup>	mm <sup>2</sup>	0.14-2.5mm <sup>2</sup>
AWG	AWG	26-14

电流负载能力  
Current Carrying Capacity

电流负载能力所受的限制主要来自包含接插针的接插件可承受的最大温度。  
测试和控制过程依据 DIN EN 60512-5。  
The current carrying is limited by maximum temperature of materials for Inserts and contacts including terminals.  
Measuring and testing techniques according to DINEN 60512-5.



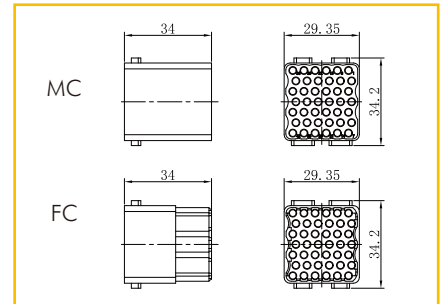
① 24B外壳带3个模块，导线截面：1.5mm<sup>2</sup>

① 24B Hoods/Housings With 3 Modules, Wire Gauge: 1.5mm<sup>2</sup>

冷压连接 / Crimp Termination



Inserts	Product Model	Order No.
Male	HMDD-042-MC	1 007 04 0000073
Female	HMDD-042-FC	1 007 04 0000074

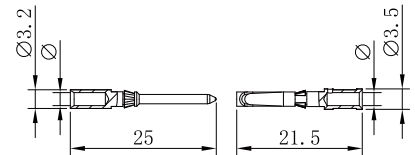


10A冷压针孔 / 10A Crimp Contacts

镀银 Silver Plated



Inserts	Product Model	Order No.	Inserts	Product Model	Order No.
Male	DSM-0.37	1 007 06 0000009	Female	DSF-0.37	1 007 07 0000009
	DSM-0.5	1 007 06 0000010		DSF-0.5	1 007 07 0000010
	DSM-0.75	1 007 06 0000011		DSF-0.75	1 007 07 0000011
	DSM-1.0	1 007 06 0000012		DSF-1.0	1 007 07 0000012
	DSM-1.5	1 007 06 0000013		DSF-1.5	1 007 07 0000013
	DSM-2.5	1 007 06 0000014		DSF-2.5	1 007 07 0000014



Wire gauge	φ	Stripping length
0.14-0.37 mm <sup>2</sup>	AWG 26-22	0.9 mm
0.5 mm <sup>2</sup>	AWG 20	1.1 mm
0.75 mm <sup>2</sup>	AWG 18	1.3 mm
1 mm <sup>2</sup>	AWG 18	1.45 mm
1.5 mm <sup>2</sup>	AWG 16	1.75 mm
2.5 mm <sup>2</sup>	AWG 14	2.25 mm

镀金 Gold Plated



Inserts	Product Model	Order No.	Inserts	Product Model	Order No.
Male	DGM-0.37	1 007 06 0000015	Female	DGF-0.37	1 007 07 0000015
	DGM-0.5	1 007 06 0000016		DGF-0.5	1 007 07 0000016
	DGM-0.75	1 007 06 0000017		DGF-0.75	1 007 07 0000017
	DGM-1.0	1 007 06 0000018		DGF-1.0	1 007 07 0000018
	DGM-1.5	1 007 06 0000019		DGF-1.5	1 007 07 0000019
	DGM-2.5	1 007 06 0000020		DGF-2.5	1 007 07 0000020



插芯 Inserts 可与框架及其他所有模块产品组合使用 Combination With Hinged Frame and Other Modules Possible.

技术参数 Technical Characteristics

规范	Specifications	DIN EN 60 664 / DIN EN 61 984
插芯	Inserts	
接插件针数	Number Of Contacts	9
依据 EN 61 984 的电气数据	Electrical Data Acc. To EN 61 984	
额定电流	Rated Current	5A
额定电压	Rated Voltage	50V
额定脉冲电压	Rated Impulse Voltage	0.8KV
污染程度	Pollution Degree	3
绝缘电阻	Insulation Resistance	$\geq 10^{10}\Omega$
材料	Material	聚碳酸酯 Polycarbonate
工作温度范围	Limiting Temperatures	-40°C...+125°C
依据 UL 94 的阻燃等级	Flammability Acc. To UL 94	V0
可拔插次数	Mating Cycles	$\geq 500$
插针	Contacts	
材料	Material	铜合金 Copper Alloy
表面处理	Surface	镀银 Hard-Silver Plated 镀金 Hard-Gold Plated
接触电阻	Contact Resistance	$\leq 3m\Omega$
冷压连接	Crimp Termination	
mm <sup>2</sup>	mm <sup>2</sup>	0.09-0.82mm <sup>2</sup>
AWG	AWG	28-18

电流负载能力

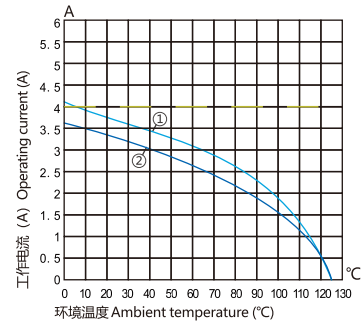
Current Carrying Capacity

电流负载能力所受的限制主要来自包含接插针的接插件可承受的最大温度。

测试和控制过程依据 DIN EN 60512-5。

The current carrying is limited by maximum temperature of materials for Inserts and contacts including terminals.

Measuring and testing techniques according to DINEN 60512-5.



① 24B外壳带6个模块，导线截面：0.5mm<sup>2</sup>

② 24B外壳带6个模块，导线截面：0.5mm<sup>2</sup>

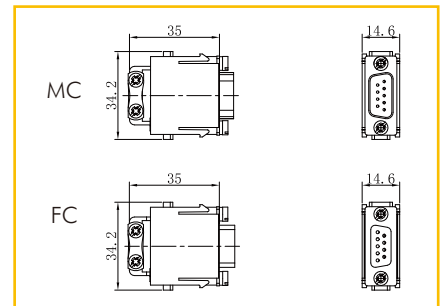
① 24B Hoods/Housings With 6 Modules, Wire Gauge: 0.5mm<sup>2</sup>

② 24B Hoods/Housings With 6 Modules, Wire Gauge: 0.5mm<sup>2</sup>

冷压连接 / Crimp Termination



Inserts	Product Model	Order No.
Male	HMDB-009-MC-1	1 007 04 0000083
Female	HMDB-009-FC-1	1 007 04 0000084

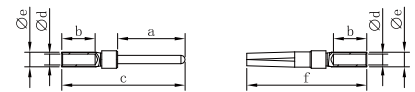


5A冷压针孔 / 5A Crimp Contacts

镀银 Silver Plated



Inserts	Product Model	Order No.	Inserts	Product Model	Order No.
Male	SSM-0.25	1 007 06 0000001	Female	SSF-0.25	1 007 07 0000001
	SSM-0.33	1 007 06 0000002		SSF-0.33	1 007 07 0000002
	SSM-0.52	1 007 06 0000003		SSF-0.52	1 007 07 0000003
	SSM-0.82	1 007 06 0000004		SSF-0.82	1 007 07 0000004



Wire gauge		Stripping length
0.09-0.25 mm <sup>2</sup>	AWG 28-24	5 mm
0.13-0.33 mm <sup>2</sup>	AWG 26-22	5 mm
0.33-0.52 mm <sup>2</sup>	AWG 22-20	5 mm
0.52-0.82 mm <sup>2</sup>	AWG 22-18	5 mm

镀金 Gold Plated



Inserts	Product Model	Order No.	Inserts	Product Model	Order No.
Male	SGM-0.25	1 007 06 0000005	Female	SGF-0.25	1 007 07 0000005
	SGM-0.33	1 007 06 0000006		SGF-0.33	1 007 07 0000006
	SGM-0.52	1 007 06 0000007		SGF-0.52	1 007 07 0000007
	SGM-0.82	1 007 06 0000008		SGF-0.82	1 007 07 0000008



插芯 Inserts 可与框架及其他所有模块产品组合使用 Combination With Hinged Frame and Other Modules Possible.

技术参数 Technical Characteristics

规范	Specifications	DIN EN 60 664 / DIN EN 61 984
插芯	Inserts	
接插件针数	Number Of Contacts	25
依据 EN 61 984 的电气数据	Electrical Data Acc. To EN 61 984	
额定电流	Rated Current	4A
额定电压	Rated Voltage	50V
额定脉冲电压	Rated Impulse Voltage	0.8KV
污染程度	Pollution Degree	3
绝缘电阻	Insulation Resistance	$\geq 10^{10}\Omega$
材料	Material	聚碳酸酯 Polycarbonate
工作温度范围	Limiting Temperatures	-40°C...+125°C
依据 UL 94 的阻燃等级	Flammability Acc. To UL 94	V0
可拔插次数	Mating Cycles	$\geq 500$
插针	Contacts	
材料	Material	铜合金 Copper Alloy
表面处理	Surface	镀银 Hard-Silver Plated 镀金 Hard-Gold Plated
接触电阻	Contact Resistance	$\leq 3m\Omega$
冷压连接	Crimp Termination	
mm <sup>2</sup>	mm <sup>2</sup>	0.09-0.52mm <sup>2</sup>
AWG	AWG	28-20

电流负载能力

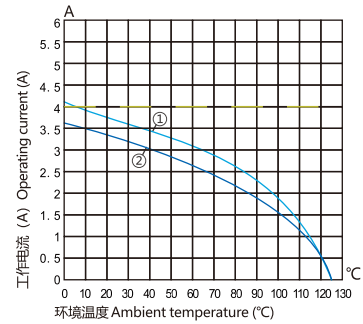
Current Carrying Capacity

电流负载能力所受的限制主要来自包含接插针的接插件可承受的最大温度。

测试和控制过程依据 DIN EN 60512-5。

The current carrying is limited by maximum temperature of materials for Inserts and contacts including terminals.

Measuring and testing techniques according to DINEN 60512-5.



① 24B外壳带6个模块，导线截面：0.5mm<sup>2</sup>（车削针）

② 24B外壳带6个模块，导线截面：0.5mm<sup>2</sup>（冲压针）

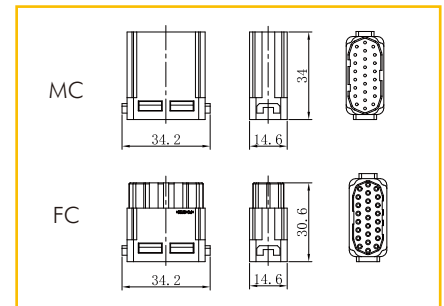
① 24B Hoods/Housings With 6 Modules, Wire Gauge: 0.5mm<sup>2</sup>

② 24B Hoods/Housings With 6 Modules, Wire Gauge: 0.5mm<sup>2</sup>

冷压连接 / Crimp Termination



Inserts	Product Model	Order No.
Male	HMHD-025-MC-1	1 007 04 0000075
Female	HMHD-025-FC-1	1 007 04 0000076

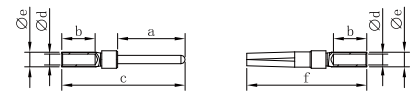


5A冷压针孔 / 5A Crimp Contacts

镀银 Silver Plated



Inserts	Product Model	Order No.	Inserts	Product Model	Order No.
Male	SSM-0.25	1 007 06 0000001	Female	SSF-0.25	1 007 07 0000001
	SSM-0.33	1 007 06 0000002		SSF-0.33	1 007 07 0000002
	SSM-0.52	1 007 06 0000003		SSF-0.52	1 007 07 0000003
	SSM-0.82	1 007 06 0000004		SSF-0.82	1 007 07 0000004



Wire gauge		Stripping length
0.09-0.25 mm <sup>2</sup>	AWG 28-24	5 mm
0.13-0.33 mm <sup>2</sup>	AWG 26-22	5 mm
0.33-0.52 mm <sup>2</sup>	AWG 22-20	5 mm
0.52-0.82 mm <sup>2</sup>	AWG 22-18	5 mm

镀金 Gold Plated



Inserts	Product Model	Order No.	Inserts	Product Model	Order No.
Male	SGM-0.25	1 007 06 0000005	Female	SGF-0.25	1 007 07 0000005
	SGM-0.33	1 007 06 0000006		SGF-0.33	1 007 07 0000006
	SGM-0.52	1 007 06 0000007		SGF-0.52	1 007 07 0000007
	SGM-0.82	1 007 06 0000008		SGF-0.82	1 007 07 0000008

# HMHD-036 冷压型模块

Crimp Module 50V 4A



插芯 Inserts 可与框架及其他所有模块产品组合使用 Combination With Hinged Frame and Other Modules Possible.

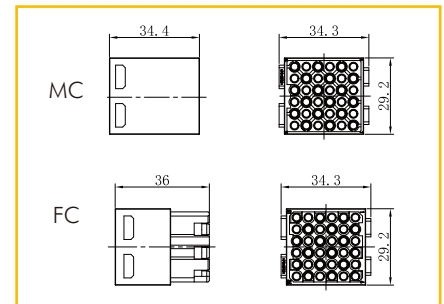
## 技术参数 Technical Characteristics

规范	Specifications	DIN EN 60 664 / DIN EN 61 984
<b>插芯</b>	<b>Inserts</b>	
接插件针数	Number Of Contacts	36
依据 EN 61 984的电气数据	Electrical Data Acc. To EN 61 984	
额定电流	Rated Current	4A
额定电压	Rated Voltage	50V
额定脉冲电压	Rated Impulse Voltage	0.8KV
污染程度	Pollution Degree	3
绝缘电阻	Insulation Resistance	$\geq 10^{10}\Omega$
材料	Material	聚碳酸酯 Polycarbonate
工作温度范围	Limiting Temperatures	-40°C...+125°C
依据UL 94的阻燃等级	Flammability Acc. To UL 94	V0
可拔插次数	Mating Cycles	$\geq 500$
<b>插针</b>	<b>Contacts</b>	
材料	Material	铜合金 Copper Alloy
表面处理	Surface	镀银 Hard-Silver Plated 镀金 Hard-Gold Plated
接触电阻	Contact Resistance	$\leq 3m\Omega$
冷压连接	Crimp Termination	
mm <sup>2</sup>	mm <sup>2</sup>	0.09-0.52mm <sup>2</sup>
AWG	AWG	28-20

## 冷压连接 / Crimp Termination



Inserts	Product Model	Order No.
Male	HMHD-036-MC-1	1 007 04 0000077
Female	HMHD-036-FC-1	1 007 04 0000078

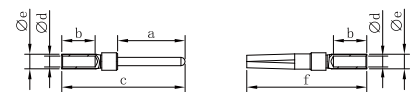


## 5A冷压针孔 / 5A Crimp Contacts

镀银 Silver Plated



Inserts	Product Model	Order No.	Inserts	Product Model	Order No.
Male	SSM-0.25	1 007 06 0000001	Female	SSF-0.25	1 007 07 0000001
	SSM-0.33	1 007 06 0000002		SSF-0.33	1 007 07 0000002
	SSM-0.52	1 007 06 0000003		SSF-0.52	1 007 07 0000003
	SSM-0.82	1 007 06 0000004		SSF-0.82	1 007 07 0000004



Wire gauge		Stripping length
0.09-0.25 mm <sup>2</sup>	AWG 28-24	5 mm
0.13-0.33 mm <sup>2</sup>	AWG 26-22	5 mm
0.33-0.52 mm <sup>2</sup>	AWG 22-20	5 mm
0.52-0.82 mm <sup>2</sup>	AWG 22-18	5 mm

镀金 Gold Plated



Inserts	Product Model	Order No.	Inserts	Product Model	Order No.
Male	SGM-0.25	1 007 06 0000005	Female	SGF-0.25	1 007 07 0000005
	SGM-0.33	1 007 06 0000006		SGF-0.33	1 007 07 0000006
	SGM-0.52	1 007 06 0000007		SGF-0.52	1 007 07 0000007
	SGM-0.82	1 007 06 0000008		SGF-0.82	1 007 07 0000008

插芯 Inserts 可与框架及其他所有模块产品组合使用 Combination With Hinged Frame and Other Modules Possible.

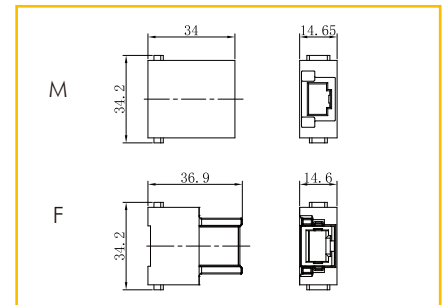
技术参数 Technical Characteristics

规范	Specifications	DIN EN 60 664 / DIN EN 61 984
插芯	Inserts	
接插件针数	Number Of Contacts	8
依据 EN 61 984 的电气数据	Electrical Data Acc. To EN 61 984	
额定电流	Rated Current	1A
额定电压	Rated Voltage	50V
额定脉冲电压	Rated Impulse Voltage	0.8KV
污染程度	Pollution Degree	3
传输特性	Transmission Features	上超6类可达500 MHz 依据 ISO/IEC 24 702 ISO/IEC 11 801 Category 6 /Class E Up To 500 MHz; Acc. To ISO/IEC 11 801:2002 and EN 50 173-1 ISO/IEC24 702
传输速率	Transmission Rate	10/100/1000 Mbit/s、10Gbit/s
绝缘电阻	Insulation Resistance	$\geq 10^{10}\Omega$
材料	Material	聚碳酸酯 Polycarbonate
工作温度范围	Limiting Temperatures	-40°C...+85°C
依据UL 94的阻燃等级	Flammability Acc. To UL 94	V0
可拔插次数	Mating Cycles	$\geq 500$

插芯 用于接缆线 / Inserts for patch cable



Inserts	Product Model	Order No.
Male	HM-RJ45-MC-1	1 007 04 0000085
Female	HM-RJ45-FC-1	1 007 04 0000086



适配器 / Adapter



Inserts	Product Model	Order No.
与公插芯搭配 go with male insert	HM-RJ45-APT-1	1 007 04 0000087

仅用于标准电缆接线

插芯 Inserts 可与框架及其他所有模块产品组合使用 Combination With Hinged Frame and Other Modules Possible.

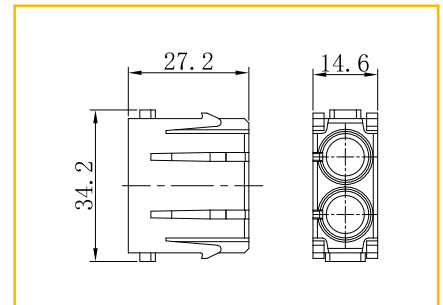
技术参数 Technical Characteristics

规范	Specifications	DIN EN 60 664 / DIN EN 61 984
插芯	Inserts	
接插件针数	Number Of Contacts	2
材料	Material	聚碳酸酯 Polycarbonate
工作温度范围	Limiting Temperatures	-40°C...+80°C
依据UL 94的阻燃等级	Flammability Acc. To UL 94	V0
可拔插次数	Mating Cycles	≥500
插针	Contacts	
材料	Material	聚甲醛 Delrin Acetal
颜色	Colour	黑色 Black
软管连接	Tube Termination Internal	
内径	Diameter (id)	6.0mm/1/4"
工作压力	Working Pressure	最大( Up To) 8 Bar/116 Psi
密封圈	Sealing	
材料	Material	氟橡胶 FPM
闭锁阀	Shut Off Valve	
材料	Material	聚甲醛 Polyformaldehyde

气动模块 / Pneumatic Module



Product Model	Order No.
HMP-002	1 007 04 0000104



针 用于气管内径(ID) / For Outer Diameter (OD)



Inserts	Description	ID	Product Model	Order No.
Male	Without Shut Off	6.0mm	PCM-6.0	1 007 04 0000105
Female	Without Shut Off	6.0mm	PCF-6.0	1 007 04 0000106

针 用于气管内径(ID) / For Outer Diameter (OD)



Inserts	Description	ID	Product Model	Order No.
Female	Shut Off	6.0mm	PCFS-6.0	1 007 04 0000107

插芯 Inserts 可与框架及其他所有模块产品组合使用 Combination With Hinged Frame and Other Modules Possible.

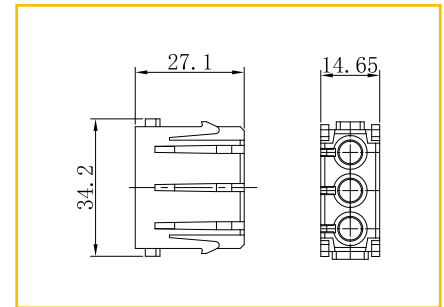
技术参数 Technical Characteristics

规范	Specifications	DIN EN 60 664 / DIN EN 61 984
插芯	Inserts	
接插件针数	Number Of Contacts	3
材料	Material	聚碳酸酯 Polycarbonate
工作温度范围	Limiting Temperatures	-40°C...+80°C
依据UL 94的阻燃等级	Flammability Acc. To UL 94	V0
可拔插次数	Mating Cycles	≥500
插针	Contacts	
材料	Material	聚甲醛 Delrin Acetal
颜色	Colour	黑色 Black
软管连接	Tube Termination Internal	
内径	Diameter (id)	1.6mm/1/16 " 3mm 4mm/1/8 "
工作压力	Working Pressure	最大( Up To) 8 Bar/116 Psi
密封圈	Sealing	
材料	Material	氟橡胶 FPM
闭锁阀	Shut Off Valve	
材料	Material	聚甲醛 Polyformaldehyde

气动模块 / Pneumatic Module



Product Model	Order No.
HMP-003	1 007 04 0000108



针 用于气管内径(ID) / For Outer Diameter (OD)



Inserts	Description	ID	Product Model	Order No.
Male	Without Shut Off	1.6mm	PCM-1.6	1 007 04 0000109
	Without Shut Off	3.0mm	PCM-3.0	1 007 04 0000110
	Without Shut Off	4.0mm	PCM-4.0	1 007 04 0000111
Female	Without Shut Off	1.6mm	PCF-1.6	1 007 04 0000112
	Without Shut Off	3.0mm	PCF-3.0	1 007 04 0000113
	Without Shut Off	4.0mm	PCF-4.0	1 007 04 0000114

针 用于气管内径(ID) / For Outer Diameter (OD)



Inserts	Description	ID	Product Model	Order No.
Female	Shut Off	1.6mm	PCFS-1.6	1 007 04 0000115
	Shut Off	3.0mm	PCFS-3.0	1 007 04 0000116
	Shut Off	4.0mm	PCFS-4.0	1 007 04 0000117

插芯 Inserts 可与框架及其他所有模块产品组合使用 Combination With Hinged Frame and Other Modules Possible.

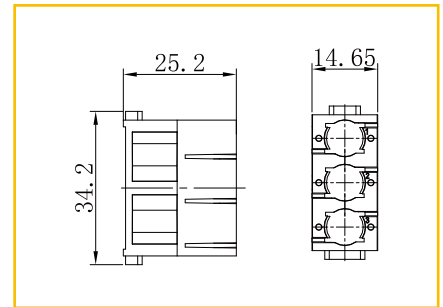
技术参数 Technical Characteristics

规范	Specifications	DIN EN 60 664 / DIN EN 61 984
<b>插芯</b>	<b>Inserts</b>	
接插件针数	Number Of Contacts	3
材料	Material	聚碳酸酯 Polycarbonate
工作温度范围	Limiting Temperatures	-40°C...+80°C
依据UL 94的阻燃等级	Flammability Acc. To UL 94	V0
可拔插次数	Mating Cycles	≥500
<b>插针</b>	<b>Contacts</b>	
材料	Material	铜 Copper
颜色	Colour	镀镍 Nickel Plating
软管连接	Tube Termination Internal	
外径	Outer Diameter (OD)	3.0mm 4.0mm 6.0mm
工作压力	Working Pressure	Up To 10 bar/145 Psi
密封圈	Sealing	
材料	Material	氟橡胶 FPM
闭锁阀	Shut Off Valve	
材料	Material	聚甲醛 Polyformaldehyde

金属气动针模块 / Pneumatic Module



Product Model	Order No.
HMP-003-V2	1 007 04 0000120



针 用于气管内径(ID) / For Outer Diameter (OD)



Inserts	Description	ID	Product Model	Order No.
Male	Without Shut Off	3.0 mm	MPCM-OD3.0	1 007 06 0000059
	Without Shut Off	4.0 mm	MPCM-OD4.0	1 007 06 0000060
	Without Shut Off	6.0 mm	MPCM-OD6.0	1 007 06 0000061
Female	Without Shut Off	3.0 mm	MPCF-OD3.0	1 007 07 0000059
	Without Shut Off	4.0 mm	MPCF-OD4.0	1 007 07 0000060
	Without Shut Off	6.0 mm	MPCF-OD6.0	1 007 07 0000061

针 用于气管内径(ID) / For Outer Diameter (OD)



Inserts	Description	ID	Product Model	Order No.
Female	Shut Off	3.0 mm	MPCFS-OD3.0	1 007 07 0000062
	Shut Off	4.0 mm	MPCFS-OD4.0	1 007 07 0000063
	Shut Off	6.0 mm	MPCFS-OD6.0	1 007 07 0000064

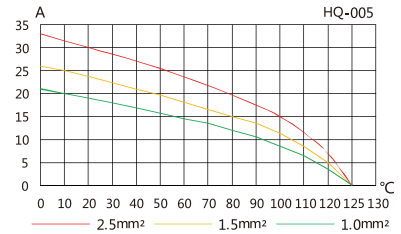
插芯 Inserts 可与框架及其他所有模块产品组合使用 Combination With Hinged Frame and Other Modules Possible.

技术参数 Technical Characteristics

规范	Specifications	DIN EN 60 664 / DIN EN 61 984
<b>插芯</b>	<b>Inserts</b>	
接插件针数	Number Of Contacts	5+PE
额定电流	Rated Current	16A
线电压	Rated Voltage Conductor-Ground	230V
相电压	Rated Voltage Conductor-Conductor	400V
耐冲击电压	Rated Impulse Voltage	4KV
污染等级	Pollution Degree	3
污染等级2时	Pollution Degree 2	16A 320/500V 4KV
绝缘电阻	Insulation Resistance	$\geq 10^{10}\Omega$
材料	Material	聚碳酸酯 Polycarbonate
工作温度范围	Limiting Temperatures	-40°C...+125°C
依据UL 94的阻燃等级	Flammability Acc. To UL 94	V0
据UL/CUL额定电压	Rated Voltage Acc.To UL/CUL	600V
可拔插次数	Mating Cycles	$\geq 500$
<b>插针</b>	<b>Contacts</b>	
材料	Material	铜合金 Copper Alloy
表面处理	Surface	镀银/镀金 Hard Silver-Plated Hard Gold-Plated
接触电阻	Contact Resistance	$\leq 1m\Omega$
接线形式	Terminal	冷压连接 Crimp Termination
导线规格	Wire Gauge	0.14-4mm <sup>2</sup> AWG 26-12

电流负载能力  
 Current Carrying Capacity

电流负载能力所受的限制主要来自包含接插针的接插体可承受的最大温度。  
 测试和控制过程依据 IEC 60512-3。  
 The current carrying is limited by maximum temperature of materials for Inserts and contacts including terminals.  
 Measuring and testing techniques according to IEC 60512-3.



→ HQ-005-MC/FC

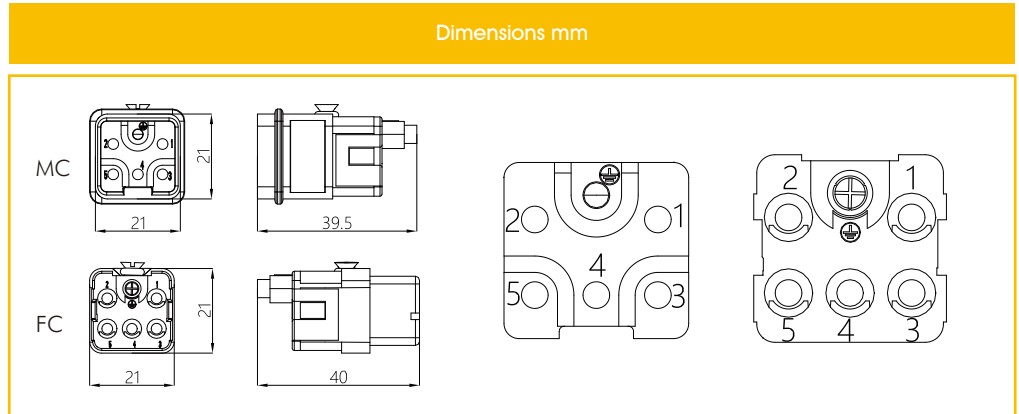
230V/400V 16A Size 3A 5

匹配 H3A 外壳系列,参见P121-123 For H3A,Hood/Housing Please Refer Page No. P121-123

Identification	Product Model	Order No.	Product Model	Order No.
----------------	---------------	-----------	---------------	-----------

冷压连接 / Crimp Termination

HQ-005-MC	1 007 03 0000105	HQ-005-FC	1 007 03 0000106
-----------	------------------	-----------	------------------

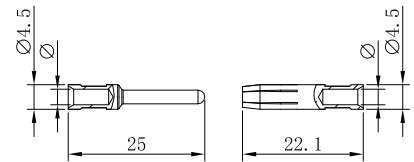


16A冷压针孔 / 16A Crimp Contacts

镀银 Silver Plated



Inserts	Product Model	Order No.	Inserts	Product Model	Order No.
Male	ESM-0.37	1 007 06 0000021	Female	ESF-0.37	1 007 07 0000021
	ESM-0.5	1 007 06 0000022		ESF-0.5	1 007 07 0000022
	ESM-0.75	1 007 06 0000023		ESF-0.75	1 007 07 0000023
	ESM-1.0	1 007 06 0000024		ESF-1.0	1 007 07 0000024
	ESM-1.5	1 007 06 0000025		ESF-1.5	1 007 07 0000025
	ESM-2.5	1 007 06 0000026		ESF-2.5	1 007 07 0000026
	ESM-4.0	1 007 06 0000027		ESF-4.0	1 007 07 0000027



Marking	Wire gauge	Stripping length	
no groove	0.14-0.37 mm <sup>2</sup>	AWG 26-22	7.5 mm
no groove	0.5 mm <sup>2</sup>	AWG 20	7.5 mm
1 no groove	0.75 mm <sup>2</sup>	AWG 18	7.5 mm
1 no groove	1 mm <sup>2</sup>	AWG 18	7.5 mm
2 no grooves	1.5 mm <sup>2</sup>	AWG 16	7.5 mm
3 no grooves	2.5 mm <sup>2</sup>	AWG 14	7.5 mm
wide groove	3 mm <sup>2</sup>	AWG 12	7.5 mm
no groove	4 mm <sup>2</sup>	AWG 12	7.5 mm

镀金 Gold Plated



Inserts	Product Model	Order No.	Inserts	Product Model	Order No.
Male	EGM-0.37	1 007 06 0000028	Female	EGF-0.37	1 007 07 0000028
	EGM-0.5	1 007 06 0000029		EGF-0.5	1 007 07 0000029
	EGM-0.75	1 007 06 0000030		EGF-0.75	1 007 07 0000030
	EGM-1.0	1 007 06 0000031		EGF-1.0	1 007 07 0000031
	EGM-1.5	1 007 06 0000032		EGF-1.5	1 007 07 0000032
	EGM-2.5	1 007 06 0000033		EGF-2.5	1 007 07 0000033
	EGM-4.0	1 007 06 0000034		EGF-4.0	1 007 07 0000034



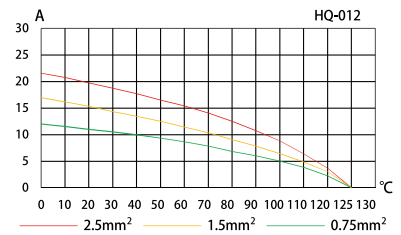
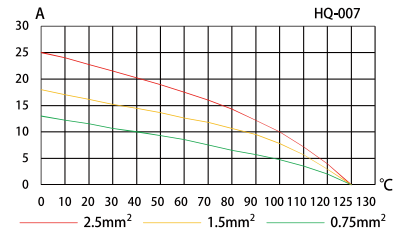
插芯 Inserts 可与框架及其他所有模块产品组合使用 Combination With Hinged Frame and Other Modules Possible.

技术参数 Technical Characteristics

规范	Specifications	DIN EN 60 664 / DIN EN 61 984
<b>插芯</b>	<b>Inserts</b>	
接插件针数	Number Of Contacts	7+PE、12+PE
额定电流	Rated Current	10A
额定电压	Rated Voltage	400V
额定脉冲电压	Rated Impulse Voltage	6KV
污染等级	Pollution Degree	3
污染等级2时	Pollution Degree 2	10A 400/690V 6KV
绝缘电阻	Insulation Resistance	$\geq 10^{10}\Omega$
材料	Material	聚碳酸酯 Polycarbonate
工作温度范围	Limiting Temperatures	-40°C...+125°C
依据UL 94的阻燃等级	Flammability Acc. To UL 94	V0
据UL/CUL额定电压	Rated Voltage Acc.To UL/CUL	600V
可拔插次数	Mating Cycles	$\geq 500$
<b>插针</b>	<b>Contacts</b>	
材料	Material	铜合金 Copper Alloy
表面处理	Surface	镀银/镀金 Hard Silver-Plated Hard Gold-Plated
接触电阻	Contact Resistance	$\leq 3m\Omega$
接线形式	Terminal	冷压连接 Crimp Termination
导线规格	Wire Gauge	0.14-2.5mm <sup>2</sup> AWG 26-14

电流负载能力  
 Current Carrying Capacity

电流负载能力所受的限制主要来自包含插针的接插件可承受的最大温度。  
 测试和控制过程依据 IEC 60512-3。  
 The current carrying is limited by maximum temperature of materials for Inserts and contacts including terminals.  
 Measuring and testing techniques according to IEC 60512-3.



→ HQ-007-MC/FC

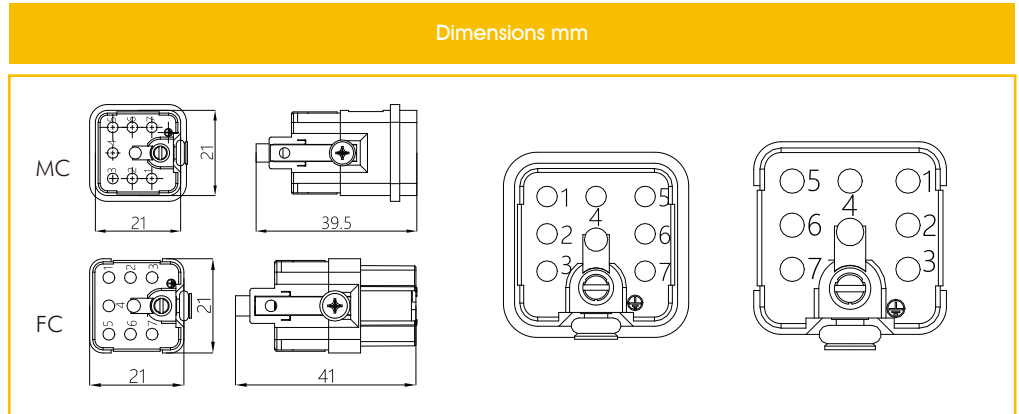
400V/10A Size 3A 7+ ⊕

匹配 H3A 外壳系列,参见P121-123 For H3A,Hood/Housing Please Refer Page No. P121-123

Identification	Product Model	Order No.	Product Model	Order No.
----------------	---------------	-----------	---------------	-----------

冷压连接 / Crimp Termination

HQ-007-MC	1 007 03 0000107	HQ-007-FC	1 007 03 0000108
-----------	------------------	-----------	------------------

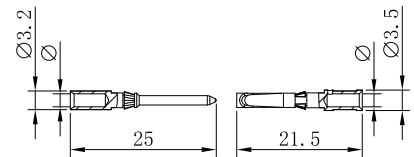


10A冷压针孔 / 10A Crimp Contacts

镀银 Silver Plated



Inserts	Product Model	Order No.	Inserts	Product Model	Order No.
Male	DSM-0.37	1 007 06 0000009	Female	DSF-0.37	1 007 07 0000009
	DSM-0.5	1 007 06 0000010		DSF-0.5	1 007 07 0000010
	DSM-0.75	1 007 06 0000011		DSF-0.75	1 007 07 0000011
	DSM-1.0	1 007 06 0000012		DSF-1.0	1 007 07 0000012
	DSM-1.5	1 007 06 0000013		DSF-1.5	1 007 07 0000013
	DSM-2.5	1 007 06 0000014		DSF-2.5	1 007 07 0000014



Wire gauge		φ	Stripping length
0.14-0.37 mm <sup>2</sup>	AWG 26-22	0.9 mm	8 mm
0.5 mm <sup>2</sup>	AWG 20	1.1 mm	8 mm
0.75 mm <sup>2</sup>	AWG 18	1.3 mm	8 mm
1 mm <sup>2</sup>	AWG 18	1.45 mm	8 mm
1.5 mm <sup>2</sup>	AWG 16	1.75 mm	8 mm
2.5 mm <sup>2</sup>	AWG 14	2.25 mm	6 mm

镀金 Gold Plated



Inserts	Product Model	Order No.	Inserts	Product Model	Order No.
Male	DGM-0.37	1 007 06 0000015	Female	DGF-0.37	1 007 07 0000015
	DGM-0.5	1 007 06 0000016		DGF-0.5	1 007 07 0000016
	DGM-0.75	1 007 06 0000017		DGF-0.75	1 007 07 0000017
	DGM-1.0	1 007 06 0000018		DGF-1.0	1 007 07 0000018
	DGM-1.5	1 007 06 0000019		DGF-1.5	1 007 07 0000019
	DGM-2.5	1 007 06 0000020		DGF-2.5	1 007 07 0000020

→ HQ-012-MC/FC

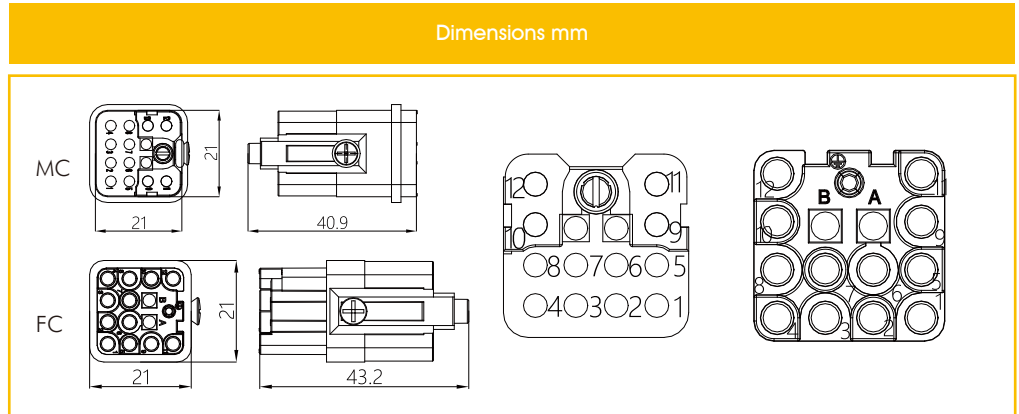
400V/10A Size 3A 12+ ⊕

匹配 H3A 外壳系列,参见P121-123 For H3A,Hood/Housing Please Refer Page No. P121-123

Identification	Product Model	Order No.	Product Model	Order No.
----------------	---------------	-----------	---------------	-----------

冷压连接 / Crimp Termination

HQ-012-MC	1 007 03 0000109	HQ-012-FC	1 007 03 0000110
-----------	------------------	-----------	------------------

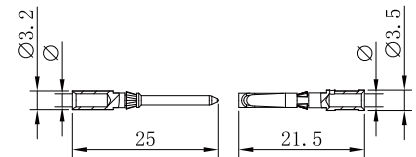


10A冷压针孔 / 10A Crimp Contacts

镀银 Silver Plated



Inserts	Product Model	Order No.	Inserts	Product Model	Order No.
Male	DSM-0.37	1 007 06 0000009	Female	DSF-0.37	1 007 07 0000009
	DSM-0.5	1 007 06 0000010		DSF-0.5	1 007 07 0000010
	DSM-0.75	1 007 06 0000011		DSF-0.75	1 007 07 0000011
	DSM-1.0	1 007 06 0000012		DSF-1.0	1 007 07 0000012
	DSM-1.5	1 007 06 0000013		DSF-1.5	1 007 07 0000013
	DSM-2.5	1 007 06 0000014		DSF-2.5	1 007 07 0000014



Wire gauge		φ	Stripping length
0.14-0.37 mm <sup>2</sup>	AWG 26-22	0.9 mm	8 mm
0.5 mm <sup>2</sup>	AWG 20	1.1 mm	8 mm
0.75 mm <sup>2</sup>	AWG 18	1.3 mm	8 mm
1 mm <sup>2</sup>	AWG 18	1.45 mm	8 mm
1.5 mm <sup>2</sup>	AWG 16	1.75 mm	8 mm
2.5 mm <sup>2</sup>	AWG 14	2.25 mm	6 mm

镀金 Gold Plated



Inserts	Product Model	Order No.	Inserts	Product Model	Order No.
Male	DGM-0.37	1 007 06 0000015	Female	DGF-0.37	1 007 07 0000015
	DGM-0.5	1 007 06 0000016		DGF-0.5	1 007 07 0000016
	DGM-0.75	1 007 06 0000017		DGF-0.75	1 007 07 0000017
	DGM-1.0	1 007 06 0000018		DGF-1.0	1 007 07 0000018
	DGM-1.5	1 007 06 0000019		DGF-1.5	1 007 07 0000019
	DGM-2.5	1 007 06 0000020		DGF-2.5	1 007 07 0000020

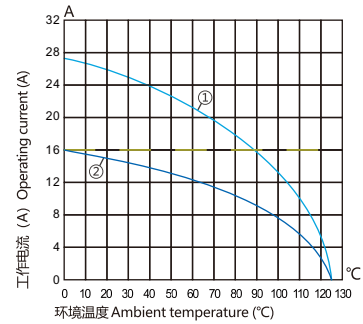
插芯 Inserts 可与框架及其他所有模块产品组合使用 Combination With Hinged Frame and Other Modules Possible.

技术参数 Technical Characteristics

规范	Specifications	DIN EN 60 664 / DIN EN 61 984
<b>插芯</b>	<b>Inserts</b>	
接插件针数	Number Of Contacts	8+PE
额定电流	Rated Current	16A
额定电压	Rated Voltage	500V
额定脉冲电压	Rated Impulse Voltage	6KV
污染等级	Pollution Degree	3
污染等级2时	Pollution Degree 2	16A 400/690V 6KV
绝缘电阻	Insulation Resistance	$\geq 10^{10}\Omega$
材料	Material	聚碳酸酯 Polycarbonate
工作温度范围	Limiting Temperatures	-40°C...+125°C
依据UL 94的阻燃等级	Flammability Acc. To UL 94	V0
据UL/CUL额定电压	Rated Voltage Acc.To UL/CUL	600V
可拔插次数	Mating Cycles	$\geq 500$
<b>插针</b>	<b>Contacts</b>	
材料	Material	铜合金 Copper Alloy
表面处理	Surface	镀银/镀金 Hard Silver-Plated Hard Gold-Plated
接触电阻	Contact Resistance	$\leq 1m\Omega$
接线形式	Terminal	冷压连接 Crimp Termination
导线规格	Wire Gauge	0.14-4.0mm <sup>2</sup> AWG 26-12

电流负载能力  
 Current Carrying Capacity

电流负载能力所受的限制主要来自包含接插针的接插体可承受的最大温度。  
 测试和控制过程依据 DIN EN 60512-3。  
 The current carrying is limited by maximum temperature of materials for Inserts and contacts including terminals.  
 Measuring and testing techniques according to DINEN 60512-3.



① 2.5mm<sup>2</sup> ② 1.5mm<sup>2</sup>

→ HQ-8+ ⊕

500V/16A Size HC 8+ ⊕

匹配 HC 外壳系列, 参见P166 For HC, Hood/Housing Please Refer Page No. P166

Identification	Product Model	Order No.	Product Model	Order No.
----------------	---------------	-----------	---------------	-----------

冷压连接 / Crimp Termination

HQ-008-MC	1 007 03 0000135	HQ-008-FC	1 007 03 0000136
-----------	------------------	-----------	------------------



Dimensions mm

MC

FC

MC

FC

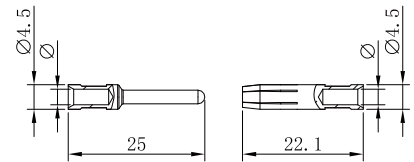
接插体排序  
Contacts arrangement view  
from termination side

16A冷压针孔 / 16A Crimp Contacts

镀银 Silver Plated



	Inserts	Product Model	Order No.	Inserts	Product Model	Order No.
Male		ESM-0.37	1 007 06 0000021	Female	ESF-0.37	1 007 07 0000021
		ESM-0.5	1 007 06 0000022		ESF-0.5	1 007 07 0000022
		ESM-0.75	1 007 06 0000023		ESF-0.75	1 007 07 0000023
		ESM-1.0	1 007 06 0000024		ESF-1.0	1 007 07 0000024
		ESM-1.5	1 007 06 0000025		ESF-1.5	1 007 07 0000025
		ESM-2.5	1 007 06 0000026		ESF-2.5	1 007 07 0000026
		ESM-4.0	1 007 06 0000027		ESF-4.0	1 007 07 0000027



Marking	Wire gauge	Stripping length	
no groove	0.14-0.37 mm <sup>2</sup>	AWG 26-22	7.5 mm
no groove	0.5 mm <sup>2</sup>	AWG 20	7.5 mm
1 no groove	0.75 mm <sup>2</sup>	AWG 18	7.5 mm
1 no groove	1 mm <sup>2</sup>	AWG 18	7.5 mm
2 no grooves	1.5 mm <sup>2</sup>	AWG 16	7.5 mm
3 no grooves	2.5 mm <sup>2</sup>	AWG 14	7.5 mm
wide groove	3 mm <sup>2</sup>	AWG 12	7.5 mm
no groove	4 mm <sup>2</sup>	AWG 12	7.5 mm

镀金 Gold Plated



	Inserts	Product Model	Order No.	Inserts	Product Model	Order No.
Male		EGM-0.37	1 007 06 0000028	Female	EGF-0.37	1 007 07 0000028
		EGM-0.5	1 007 06 0000029		EGF-0.5	1 007 07 0000029
		EGM-0.75	1 007 06 0000030		EGF-0.75	1 007 07 0000030
		EGM-1.0	1 007 06 0000031		EGF-1.0	1 007 07 0000031
		EGM-1.5	1 007 06 0000032		EGF-1.5	1 007 07 0000032
		EGM-2.5	1 007 06 0000033		EGF-2.5	1 007 07 0000033
		EGM-4.0	1 007 06 0000034		EGF-4.0	1 007 07 0000034

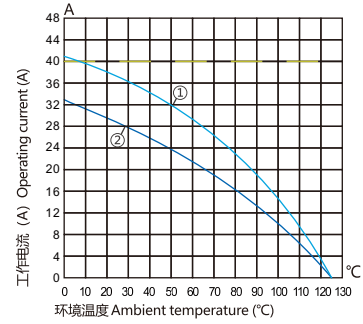
插芯 Inserts 可与框架及其他所有模块产品组合使用 Combination With Hinged Frame and Other Modules Possible.

技术参数 Technical Characteristics

规范	Specifications	DIN EN 60 664 / DIN EN 61 984
<b>插芯</b>	<b>Inserts</b>	
接插件针数	Number Of Contacts	4/2+PE
依据 EN 61 984 的电气数据	Electrical Data Acc. To EN 61 984	
<b>电力区</b>	<b>Power Contacts</b>	
额定电流	Rated Current	40A
相对地额定电压	Rated Voltage To Ground	400V
相间额定电压	Rated Voltage Between Phases	690V
额定脉冲电压	Rated Impulse Voltage	6KV
污染程度	Pollution Degree	3
<b>信号区</b>	<b>Signal Contacts</b>	
额定电流	Rated Current	10A
额定电压	Rated Voltage	250V
额定脉冲电压	Rated Impulse Voltage	4KV
污染程度	Pollution Degree	3
绝缘电阻	Insulation Resistance	$\geq 10^{10}\Omega$
材料	Material	聚碳酸酯 Polycarbonate
工作温度范围	Limiting Temperatures	-40°C...+125°C
依据UL 94的阻燃等级	Flammability Acc. To UL 94	V0
据UL/CUL额定电压	Rated Voltage Acc.To UL/CUL	600/250V
可拔插次数	Mating Cycles	$\geq 500$
<b>插针</b>	<b>Contacts</b>	
材料	Material	铜合金 Copper Alloy
表面处理	Surface	镀银 Hard-Silver Plated
接触电阻	Contact Resistance	
电力区	Power Contacts	$\leq 1m\Omega$
信号区	Signal Contacts	$\leq 3m\Omega$
冷压连接	Crimp Termination	
mm <sup>2</sup>	mm <sup>2</sup>	
电力区	Power Contacts	1.5-6mm <sup>2</sup>
信号区	Signal Contacts	0.14-2.5mm <sup>2</sup>
AWG	AWG	
电力区	Power Contacts	16-10
信号区	Signal Contacts	26-14
最大电缆直径	Max. Insulation Diameter	
电力区	Power Contacts	5mm

电流负载能力  
 Current Carrying Capacity

电流负载能力所受的限制主要来自包含接插针的接插体可承受的最大温度。  
 测试和控制过程依据 DIN EN 60512-3。  
 The current carrying is limited by maximum temperature of materials for Inserts and contacts including terminals.  
 Measuring and testing techniques according to DINEN 60512-3.



① 4mm<sup>2</sup> ② 2.5mm<sup>2</sup>

# 接插芯件

Contact Inserts

→ HQ-4/2+ ⊕

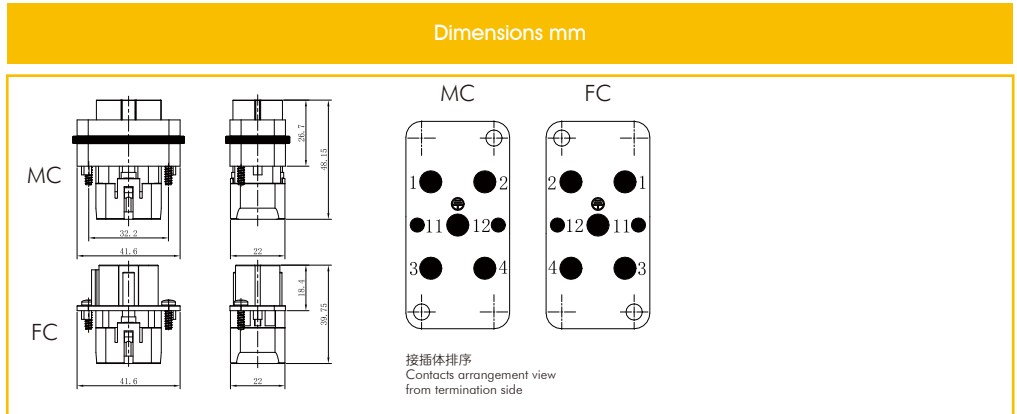
400/690V, 40/10A Size HC 4/2+ ⊕

匹配 HC 外壳系列, 参见P166 For HC, Hood/Housing Please Refer Page No. P166

Identification	Product Model	Order No.	Product Model	Order No.
----------------	---------------	-----------	---------------	-----------

## 冷压连接 / Crimp Termination

HQ-4/2-MC	1 007 03 0000133	HQ-4/2-FC	1 007 03 0000134
-----------	------------------	-----------	------------------

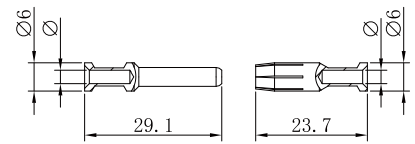


## 40A冷压针孔 / 40A Crimp Contacts

### 镀银 Silver Plated



Inserts	Product Model	Order No.	Inserts	Product Model	Order No.
Male	CSM40-1.5	1 007 06 0000035	Female	CSF40-1.5	1 007 07 0000035
	CSM40-2.5	1 007 06 0000036		CSF40-2.5	1 007 07 0000036
	CSM40-4.0	1 007 06 0000037		CSF40-4.0	1 007 07 0000037
	CSM40-6.0	1 007 06 0000038		CSF40-6.0	1 007 07 0000038
	CSM40-10.0	1 007 06 0000039		CSF40-10.0	1 007 07 0000039



Wire gauge		φ	Stripping length
1.5 mm <sup>2</sup>	AWG 16	1.75 mm	9 mm
2.5 mm <sup>2</sup>	AWG 14	2.25 mm	9 mm
4 mm <sup>2</sup>	AWG 12	2.85 mm	9.6 mm
6 mm <sup>2</sup>	AWG 10	3.5 mm	9.6 mm
10 mm <sup>2</sup>	AWG 8	4.3 mm	15 mm

剥线长度A=15 mm 用于电缆≥5 mm  
剥线长度A=18 mm 用于电缆≥6.4 mm  
Stripping length A=15 mm for cables ≥5 mm  
Stripping length A=18 mm for cables ≥6.4 mm

### 镀金 Gold Plated



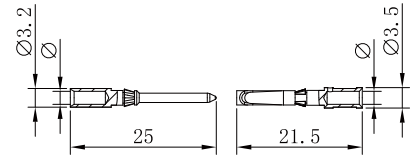
Inserts	Product Model	Order No.	Inserts	Product Model	Order No.
Male	CGM40-1.5	1 007 06 0000040	Female	CGF40-1.5	1 007 07 0000040
	CGM40-2.5	1 007 06 0000041		CGF40-2.5	1 007 07 0000041
	CGM40-4.0	1 007 06 0000042		CGF40-4.0	1 007 07 0000042
	CGM40-6.0	1 007 06 0000043		CGF40-6.0	1 007 07 0000043
	CGM40-10	1 007 06 0000044		CGF40-10	1 007 07 0000044

## 10A冷压针孔 / 10A Crimp Contacts

### 镀银 Silver Plated



Inserts	Product Model	Order No.	Inserts	Product Model	Order No.
Male	DSM-0.37	1 007 06 0000009	Female	DSF-0.37	1 007 07 0000009
	DSM-0.5	1 007 06 0000010		DSF-0.5	1 007 07 0000010
	DSM-0.75	1 007 06 0000011		DSF-0.75	1 007 07 0000011
	DSM-1.0	1 007 06 0000012		DSF-1.0	1 007 07 0000012
	DSM-1.5	1 007 06 0000013		DSF-1.5	1 007 07 0000013
	DSM-2.5	1 007 06 0000014		DSF-2.5	1 007 07 0000014



Wire gauge		φ	Stripping length
0.14-0.37 mm <sup>2</sup>	AWG 26-22	0.9 mm	8 mm
0.5 mm <sup>2</sup>	AWG 20	1.1 mm	8 mm
0.75 mm <sup>2</sup>	AWG 18	1.3 mm	8 mm
1 mm <sup>2</sup>	AWG 18	1.45 mm	8 mm
1.5 mm <sup>2</sup>	AWG 16	1.75 mm	8 mm
2.5 mm <sup>2</sup>	AWG 14	2.25 mm	6 mm

### 镀金 Gold Plated



Inserts	Product Model	Order No.	Inserts	Product Model	Order No.
Male	DGM-0.37	1 007 06 0000015	Female	DGF-0.37	1 007 07 0000015
	DGM-0.5	1 007 06 0000016		DGF-0.5	1 007 07 0000016
	DGM-0.75	1 007 06 0000017		DGF-0.75	1 007 07 0000017
	DGM-1.0	1 007 06 0000018		DGF-1.0	1 007 07 0000018
	DGM-1.5	1 007 06 0000019		DGF-1.5	1 007 07 0000019
	DGM-2.5	1 007 06 0000020		DGF-2.5	1 007 07 0000020

插芯 Inserts 可与框架及其他所有模块产品组合使用 Combination With Hinged Frame and Other Modules Possible.

技术参数 Technical Characteristics

规范	Specifications	DIN EN 60 664 / DIN EN 61 984
<b>插芯</b>	<b>Inserts</b>	
接插件针数	Number Of Contacts	21+PE
额定电流	Rated Current	6.5 A
额定电压	Rated Voltage	
交流额定电压	AC Rated Voltage	50 V
直流额定电压	DC Rated Voltage	120 V
额定脉冲电压	Rated Impulse Voltage	0.8KV
污染程度	Pollution Degree	3
绝缘电阻	Insulation Resistance	$\geq 10^9 \Omega$
材料	Material	聚碳酸酯 Polycarbonate
工作温度范围	Limiting Temperatures	-40°C...+125°C
依据UL 94的阻燃等级	Flammability Acc. To UL 94	V0
据UL/CUL额定电压	Rated Voltage Acc.To UL/CUL	600 V
可拔插次数	Mating Cycles	$\geq 500$
<b>插针</b>	<b>Contacts</b>	
材料	Material	铜合金 Copper Alloy
表面处理	Surface	镀银/镀金 Hard Silver-Plated Hard Gold-Plated
接触电阻	Contact Resistance	$\leq 3 \text{ m}\Omega$
接线形式	Terminal	冷压连接 Crimp Termination
导线规格	Wire Gauge	0.09-0.52mm <sup>2</sup> AWG 28-20

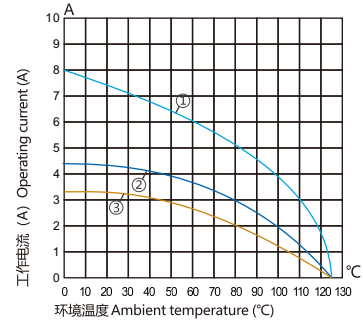
电流负载能力  
Current Carrying Capacity

电流负载能力所受的限制主要来自包含接插针的接插体可承受的最大温度。

测试和控制过程依据 DIN EN 60512-3。

The current carrying is limited by maximum temperature of materials for Inserts and contacts including terminals.

Measuring and testing techniques according to DINEN 60512-3.



① 0.5mm<sup>2</sup> ② 0.25mm<sup>2</sup> ③ 0.14mm<sup>2</sup>



→ HQ-21 + ⊕

50V/6.5A Size 3A 21 + ⊕

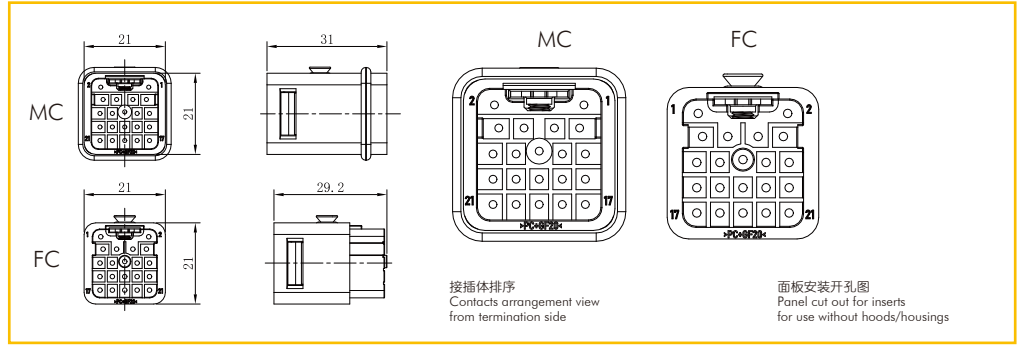
匹配 H3A 外壳系列, 参见P121-123 For H3A, Hood/Housing Please Refer Page No. P121-123

Identification	Product Model	Order No.	Product Model	Order No.
----------------	---------------	-----------	---------------	-----------

冷压连接 / Crimp Termination

HQ-021-MC	1 007 03 0000139	HQ-021-FC	1 007 03 0000140
-----------	------------------	-----------	------------------

Dimensions mm

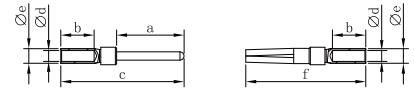


5A冷压针孔 / 5A Crimp Contacts

镀银 Silver Plated



Inserts	Product Model	Order No.	Inserts	Product Model	Order No.
Male	SSM-0.25	1 007 06 0000001	Female	SSF-0.25	1 007 07 0000001
	SSM-0.33	1 007 06 0000002		SSF-0.33	1 007 07 0000002
	SSM-0.52	1 007 06 0000003		SSF-0.52	1 007 07 0000003
	SSM-0.82	1 007 06 0000004		SSF-0.82	1 007 07 0000004



Wire gauge		Stripping length
0.09-0.25 mm <sup>2</sup>	AWG 28-24	5 mm
0.13-0.33 mm <sup>2</sup>	AWG 26-22	5 mm
0.33-0.52 mm <sup>2</sup>	AWG 22-20	5 mm
0.52-0.82 mm <sup>2</sup>	AWG 22-18	5 mm

镀金 Gold Plated



Inserts	Product Model	Order No.	Inserts	Product Model	Order No.
Male	SGM-0.25	1 007 06 0000005	Female	SGF-0.25	1 007 07 0000005
	SGM-0.33	1 007 06 0000006		SGF-0.33	1 007 07 0000006
	SGM-0.52	1 007 06 0000007		SGF-0.52	1 007 07 0000007
	SGM-0.82	1 007 06 0000008		SGF-0.82	1 007 07 0000008

外壳  
Housings

**SIZE 3A塑料外壳 Size 3A Plastic Hoods/Housings**

材料	Material	聚碳酸酯 Polycarbonate
颜色	Colour	灰白 Light Grey(RAL 7032)
联锁元件	Locking Element	
连锁方式	Lever Type	扣子, 塑料 Lever, Plastic
材料	Material	聚酰胺 Polyamide
密封元件	Hoods/Housings Sealing	NBR
适用温度范围	Limiting Temperatures	-40 C ... +125 C
防护等级(连锁状态, IEC 60529)	Degree of Protection Acc.To IEC 60529 For Coupled Connector	IP65
阻燃等级 (UL94)	Flame Retardant Acc.To UL94	V0

**标准金属外壳 Standard Hoods/Housings**

材料	Material	压铸铝合金 Aluminium Die-Cast
颜色	Colour	灰白 Light Grey(RAL 7032)
联锁元件	Locking Element	
连锁方式	Lever Type	扣子, 金属 Lever, Metal
材料	Material	铁镀锌或不锈钢 Galvanized Iron or Stainless Copper
密封元件	Hoods/Housings Sealing	NBR
适用温度范围	Limiting Temperatures	-40 C ... +125 C
防护等级(连锁状态, IEC 60529)	Degree of Protection Acc.To IEC 60529 For Coupled Connector	IP65
阻燃等级 (UL94)	Flame Retardant Acc.To UL94	V0

**高防护等级外壳 Hoods/Housings, Pressure Tight**

材料	Material	耐腐蚀铸铝合金 Aluminium Die-Cast, Corrosion Resistant
颜色	Colour	黑色或灰色 Black(RAL9005)or Grey(RAL7037)
联锁元件	Locking Element	
连锁方式	Lever Type	螺栓连接 Screw Locking
材料	Material	不锈钢 Stainless Steel
密封元件	Hoods/Housings Sealing	NBR
适用温度范围	Limiting Temperatures	-40 C ... +125 C
防护等级(连锁状态, IEC 60529)	Degree of Protection Acc.To IEC 60529 For Coupled Connector	IP68
阻燃等级 (UL94)	Flame Retardant Acc.To UL94	V0

# 外壳

Housing

→ Size 3A

IP65

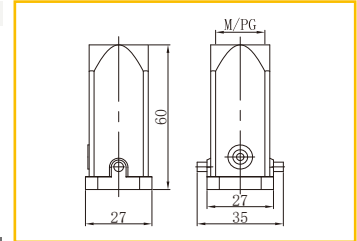
材料 Material: 塑料外壳 Plastic Hoods

Identification	Thread	Product Model	Order No.	Dimensions mm
----------------	--------	---------------	-----------	---------------

## 上壳 顶出线 / Hoods, Top Entry



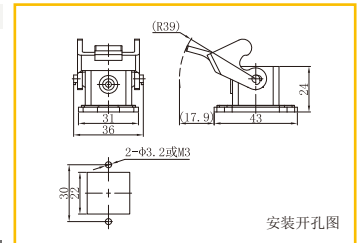
M20		H3AP-TO-2P-M20	1 007 01 0000003
PG11		H3AP-TO-2P-PG11	1 007 01 0000004



## 下壳 不封底 / Bulkhead Mounted Housings-Straight



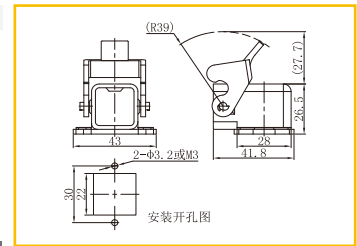
		H3AP-OM-1LP	1 007 01 0000006
--	--	-------------	------------------



## 下壳 不封底 / Bulkhead Mounted Housings-Angled



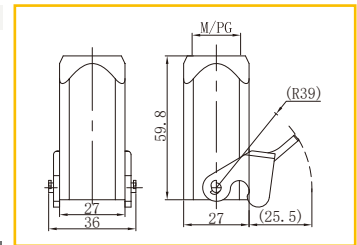
		H3AP-OMS-1LP	1 007 01 0000005
--	--	--------------	------------------



## 外壳 中继 / Housings, Cable To Cable



M20		H3AP-CTC-1LP-M20	1 007 01 0000001
PG11		H3AP-CTC-1LP-PG11	1 007 01 0000002

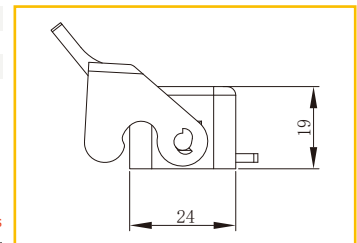


## 防护盖 / Protection Covers



		H3AP-PC-1LP-N	1 007 02 0000001
		H3AP-PC-1LP-NG	1 007 02 0000002
		H3AP-PC-1LP-M	1 007 02 0000003

配母芯, 其他配公芯 For Female Inserts, Other For Male Inserts

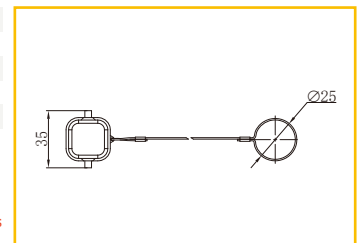


## 防护盖 / Protection Covers



		H3AP-PC-2P	1 007 02 0000004
		H3AP-PC-2P-N	1 007 02 0000005
		H3AP-PC-2P-NT	1 007 02 0000006
		H3AP-PC-2P-NG	1 007 02 0000007
		H3AP-PC-2P-M	1 007 02 0000008
		H3AP-PC-2P-MT	1 007 02 0000009

配母芯, 其他配公芯 For Female Inserts, Other For Male Inserts



# 外壳 Housing



→ Size 3A

IP65

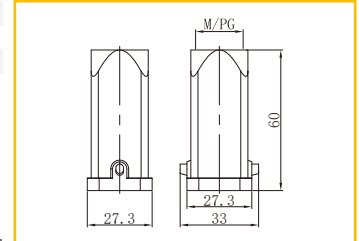
材料 Material: 金属外壳 Metal Hoods

Identification	Thread	Product Model	Order No.	Dimensions mm
----------------	--------	---------------	-----------	---------------

## 上壳 顶出线 / Hoods,Top Entry



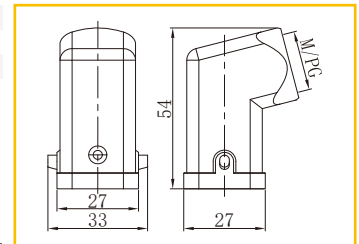
M20	H3A-TO-2P-M20	1 007 01 000010
PG11	H3A-TO-2P-PG11	1 007 01 000011
PG13.5	H3A-TO-2P-PG13.5	1 007 01 000012



## 上壳 侧出线 / Hoods,Side Entry



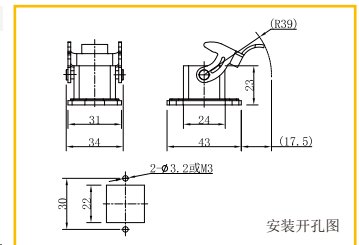
M20	H3A-SO-2P-M20	1 007 01 000007
PG11	H3A-SO-2P-PG11	1 007 01 000008
PG13.5	H3A-SO-2P-PG13.5	1 007 01 000009



## 下壳 不封底 / Bulkhead Mounted Housings-Straight



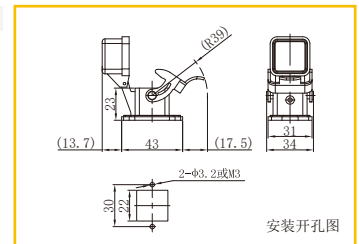
H3A-OM-1L	1 007 01 000014
-----------	-----------------



## 下壳 不封底 / Bulkhead Mounted Housings



H3A-OM-1L-MCG	1 007 01 000021
---------------	-----------------



# 外壳 Housing

→ Size 3A

IP65

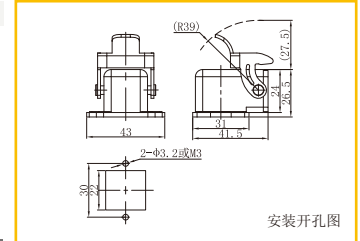
材料 Material: 金属外壳 Metal Hoods

Identification	Thread	Product Model	Order No.	Dimensions mm
----------------	--------	---------------	-----------	---------------

## 下壳 不封底 / Bulkhead Mounted Housings-Angled



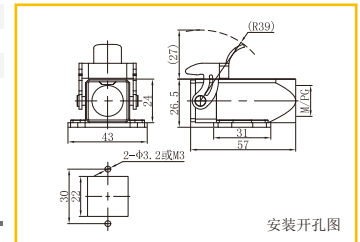
H3A-OMS-1L	1 007 01 000013
------------	-----------------



## 下壳 封底 / Housings



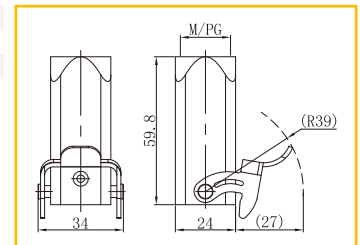
M20	H3A-SMS-1L-M20	1 007 01 000018
PG11	H3A-SMS-1L-PG11	1 007 01 000019
PG13.5	H3A-SMS-1L-PG13.5	1 007 01 000020



## 外壳 中继 / Housings,Cable To Cable



M20	H3A-CTC-1L-M20	1 007 01 000015
PG11	H3A-CTC-1L-PG11	1 007 01 000016
PG13.5	H3A-CTC-1L-PG13.5	1 007 01 000017



# 外壳

Housing

→ Size 10A

IP65

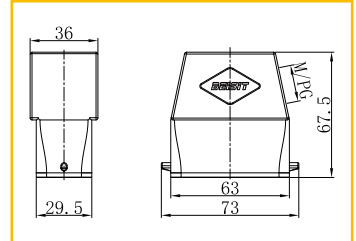
材料 Material: 金属外壳 Metal Hoods

Identification	Thread	Product Model	Order No.	Dimensions mm
----------------	--------	---------------	-----------	---------------

### 上壳 侧出线 / Hoods, Side Entry



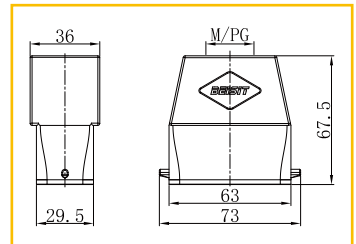
M20	H10A-SO-2P-M20	1 007 01 000031
M25	H10A-SO-2P-M25	1 007 01 000032
PG16	H10A-SO-2P-PG16	1 007 01 000033
PG21	H10A-SO-2P-PG21	1 007 01 000034



### 上壳 顶出线 / Hoods, Top Entry



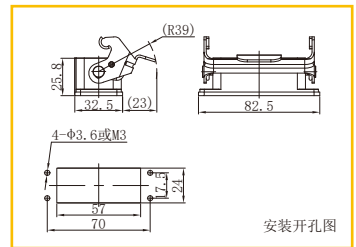
M20	H10A-TO-2P-M20	1 007 01 000035
M25	H10A-TO-2P-M25	1 007 01 000036
PG16	H10A-TO-2P-PG16	1 007 01 000037
PG21	H10A-TO-2P-PG21	1 007 01 000038



### 下壳 不封底 / Bulkhead Mounted Housings



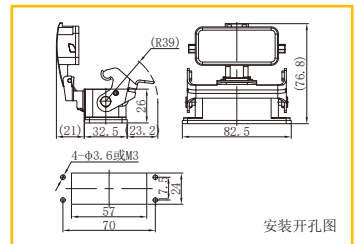
H10A-OM-1L	1 007 01 000047
------------	-----------------



### 下壳 不封底 / Bulkhead Mounted Housings



H10A-OM-1L-PCG	1 007 01 000048
----------------	-----------------



外壳  
Housing

→ Size 10A

IP65

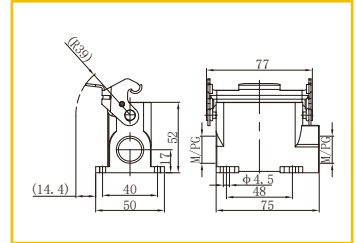
材料 Material: 金属外壳 Metal Hoods

Identification	Thread	Product Model	Order No.	Dimensions mm
----------------	--------	---------------	-----------	---------------

下壳 封底 / Housings



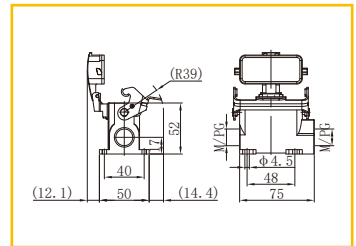
M20	H10A-SM-1L-M20	1 007 01 000039
2M20	H10A-SM-1L-2M20	1 007 01 000040
M25	H10A-SM-1L-M25	1 007 01 000041
2M25	H10A-SM-1L-2M25	1 007 01 000042
PG16	H10A-SM-1L-PG16	1 007 01 000043
2PG16	H10A-SM-1L-2PG16	1 007 01 000044
PG21	H10A-SM-1L-PG21	1 007 01 000045
2PG21	H10A-SM-1L-2PG21	1 007 01 000046



下壳 封底 / Housings



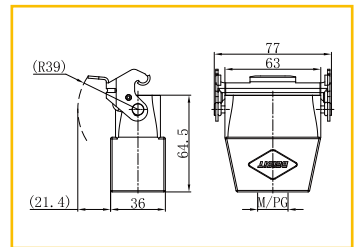
M20	H10A-SM-1L-PCG-M20	1 007 01 000049
2M20	H10A-SM-1L-PCG-2M20	1 007 01 000050
M25	H10A-SM-1L-PCG-M25	1 007 01 000051
2M25	H10A-SM-1L-PCG-2M25	1 007 01 000052
PG16	H10A-SM-1L-PCG-PG16	1 007 01 000053
2PG16	H10A-SM-1L-PCG-2PG16	1 007 01 000054
PG21	H10A-SM-1L-PCG-PG21	1 007 01 000055
2PG21	H10A-SM-1L-PCG-2PG21	1 007 01 000056



外壳 中继 / Housings,Cable To Cable



M20	H10A-CTC-1L-M20	1 007 01 000057
PG16	H10A-CTC-1L-PG16	1 007 01 000058



# 外壳

Housing

→ Size 16A

IP65

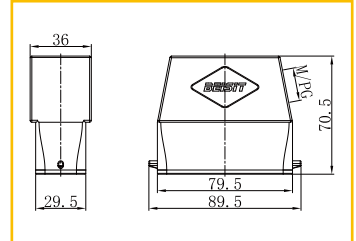
材料 Material: 金属外壳 Metal Hoods

Identification	Thread	Product Model	Order No.	Dimensions mm
----------------	--------	---------------	-----------	---------------

### 上壳 侧出线 / Hoods, Side Entry



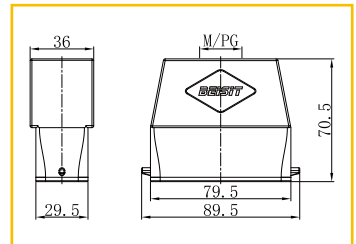
M20	H16A-SO-2P-M20	1 007 01 000059
M25	H16A-SO-2P-M25	1 007 01 000060
PG16	H16A-SO-2P-PG16	1 007 01 000061
PG21	H16A-SO-2P-PG21	1 007 01 000062



### 上壳 顶出线 / Hoods, Top Entry



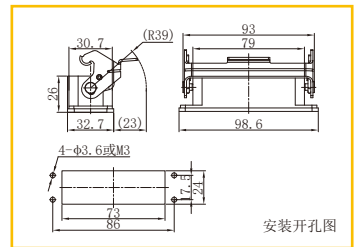
M20	H16A-TO-2P-M20	1 007 01 000063
M25	H16A-TO-2P-M25	1 007 01 000064
PG16	H16A-TO-2P-PG16	1 007 01 000065
PG21	H16A-TO-2P-PG21	1 007 01 000066



### 下壳 不封底 / Bulkhead Mounted Housings



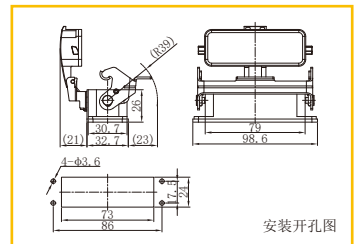
H16A-OM-1L	1 007 01 000075
------------	-----------------



### 下壳 不封底 / Bulkhead Mounted Housings



H16A-OM-1L-PCG	1 007 01 000076
----------------	-----------------





# 外壳

Housing

→ Size 16A

IP65

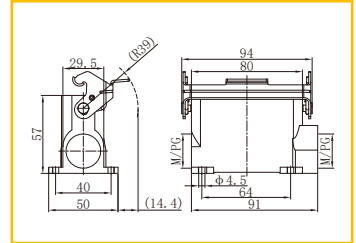
材料 Material: 金属外壳 Metal Hoods

Identification	Thread	Product Model	Order No.	Dimensions mm
----------------	--------	---------------	-----------	---------------

## 下壳 封底 / Housings



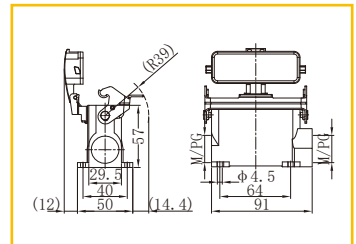
M20	H16A-SM-1L-M20	1 007 01 000067
2M20	H16A-SM-1L-2M20	1 007 01 000068
M25	H16A-SM-1L-M25	1 007 01 000069
2M25	H16A-SM-1L-2M25	1 007 01 000070
PG16	H16A-SM-1L-PG16	1 007 01 000071
2PG16	H16A-SM-1L-2PG16	1 007 01 000072
PG21	H16A-SM-1L-PG21	1 007 01 000073
2PG21	H16A-SM-1L-2PG21	1 007 01 000074



## 下壳 封底 / Housings



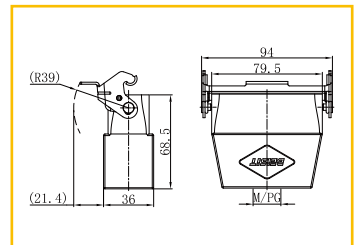
M20	H16A-SM-1L-PCG-M20	1 007 01 000077
2M20	H16A-SM-1L-PCG-2M20	1 007 01 000078
M25	H16A-SM-1L-PCG-M25	1 007 01 000079
2M25	H16A-SM-1L-PCG-2M25	1 007 01 000080
PG16	H16A-SM-1L-PCG-PG16	1 007 01 000081
2PG16	H16A-SM-1L-PCG-2PG16	1 007 01 000082
PG21	H16A-SM-1L-PCG-PG21	1 007 01 000083
2PG21	H16A-SM-1L-PCG-2PG21	1 007 01 000084



## 外壳 中继 / Housings,Cable To Cable



M20	H16A-CTC-1L-M20	1 007 01 000085
M25	H16A-CTC-1L-M25	1 007 01 000086
PG16	H16A-CTC-1L-PG16	1 007 01 000087
PG21	H16A-CTC-1L-PG21	1 007 01 000088



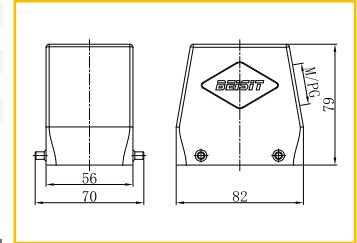
材料 Material: 金属外壳 Metal Hoods

Identification	Thread	Product Model	Order No.	Dimensions mm
----------------	--------	---------------	-----------	---------------

上壳 侧出线 / Hoods,Side Entry



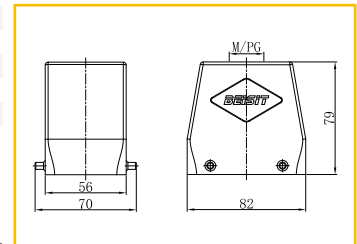
M25	H32A-SO-4P-M25	1 007 01 000089
M32	H32A-SO-4P-M32	1 007 01 000090
M40	H32A-SO-4P-M40	1 007 01 000091
PG21	H32A-SO-4P-PG21	1 007 01 000093
PG29	H32A-SO-4P-PG29	1 007 01 000094



上壳 顶出线 / Hoods,Top Entry



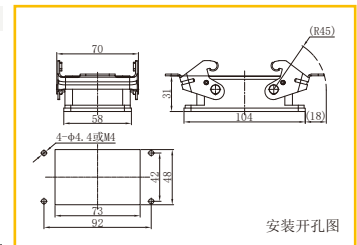
M25	H32A-TO-4P-M25	1 007 01 000095
M32	H32A-TO-4P-M32	1 007 01 000096
M40	H32A-TO-4P-M40	1 007 01 000097
PG21	H32A-TO-4P-PG21	1 007 01 000099
PG29	H32A-TO-4P-PG29	1 007 01 000100



下壳 不封底 / Bulkhead Mounted Housings



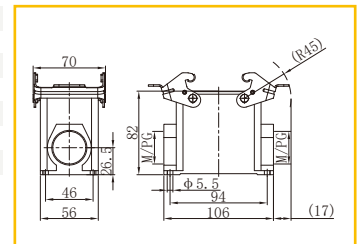
	H32A-OM-2L	1 007 01 000113
--	------------	-----------------



下壳 封底 / Housings



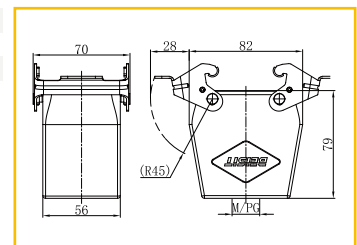
M25	H32A-SM-2L-M25	1 007 01 000115
2M25	H32A-SM-2L-2M25	1 007 01 000116
M32	H32A-SM-2L-M32	1 007 01 000117
2M32	H32A-SM-2L-2M32	1 007 01 000118
PG21	H32A-SM-2L-PG21	1 007 01 000119
2PG21	H32A-SM-2L-2PG21	1 007 01 000120
PG29	H32A-SM-2L-PG29	1 007 01 000121
2PG29	H32A-SM-2L-2PG29	1 007 01 000122



外壳 中继 / Housings,Cable To Cable



M25	H32A-CTC-2L-M25	1 007 01 000109
M32	H32A-CTC-2L-M32	1 007 01 000110
PG21	H32A-CTC-2L-PG21	1 007 01 000111
PG29	H32A-CTC-2L-PG29	1 007 01 000112



# 外壳

Housing

→ Size 32A

IP65

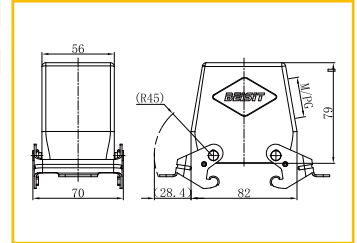
材料 Material: 金属外壳 Metal Hoods

Identification	Thread	Product Model	Order No.	Dimensions mm
----------------	--------	---------------	-----------	---------------

## 上壳 侧出线 / Hoods,Side Entry



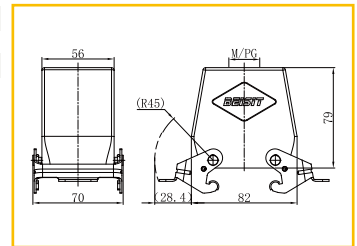
M25	H32A-SO-2L-M25	1 007 01 0000101
M32	H32A-SO-2L-M32	1 007 01 0000102
PG21	H32A-SO-2L-PG21	1 007 01 0000103
PG29	H32A-SO-2L-PG29	1 007 01 0000104



## 上壳 顶出线 / Hoods,Top Entry



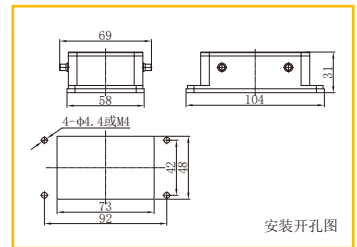
M25	H32A-TO-2L-M25	1 007 01 0000105
M32	H32A-TO-2L-M32	1 007 01 0000106
PG21	H32A-TO-2L-PG21	1 007 01 0000107
PG29	H32A-TO-2L-PG29	1 007 01 0000108



## 下壳 不封底 / Bulkhead Mounted Housings



H32A-OM-4PR	1 007 01 0000114
-------------	------------------



# 外壳 Housing



→ Size 6B

IP65

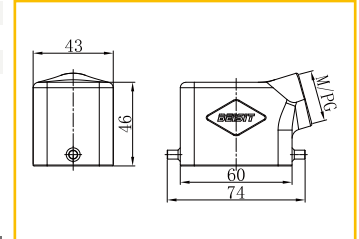
材料 Material: 金属外壳 Metal Hoods

Identification	Thread	Product Model	Order No.	Dimensions mm
----------------	--------	---------------	-----------	---------------

## 上壳 侧出线 / Hoods, Side Entry



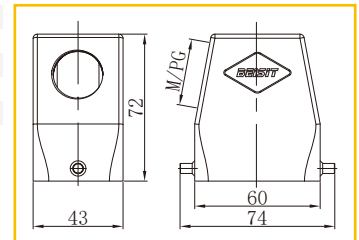
M20	H6B-SO-2P-M20	1 007 01 0000123
M25	H6B-SO-2P-M25	1 007 01 0000124
PG13.5	H6B-SO-2P-PG13.5	1 007 01 0000125
PG16	H6B-SO-2P-PG16	1 007 01 0000126



## 上壳高结构 侧出线 / Hoods, Side Entry, High Construction



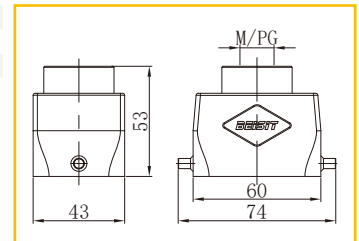
M25	H6B-SOH-2P-M25	1 007 01 0000128
M32	H6B-SOH-2P-M32	1 007 01 0000129
PG16	H6B-SOH-2P-PG16	1 007 01 0000131
PG21	H6B-SOH-2P-PG21	1 007 01 0000132
PG29	H6B-SOH-2P-PG29	1 007 01 0001099



## 上壳 顶出线 / Hoods, Top Entry



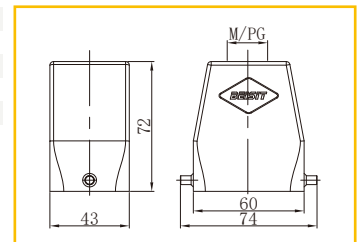
M20	H6B-TO-2P-M20	1 007 01 0000133
M25	H6B-TO-2P-M25	1 007 01 0000134
PG13.5	H6B-TO-2P-PG13.5	1 007 01 0000135
PG16	H6B-TO-2P-PG16	1 007 01 0000136



## 上壳高结构 顶出线 / Hoods, Top Entry, High Construction



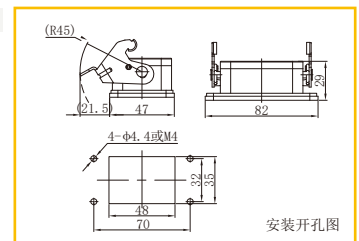
M25	H6B-TOH-2P-M25	1 007 01 0000138
M32	H6B-TOH-2P-M32	1 007 01 0000139
PG16	H6B-TOH-2P-PG16	1 007 01 0000141
PG21	H6B-TOH-2P-PG21	1 007 01 0000142
PG29	H6B-TOH-2P-PG29	1 007 01 0001100



## 下壳 不封底 / Bulkhead Mounted Housings



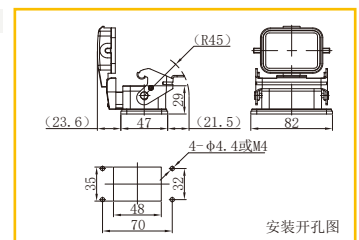
H6B-OM-1L	1 007 01 0000143
-----------	------------------



## 下壳 不封底 / Bulkhead Mounted Housings



H6B-OM-1L-PC	1 007 01 0000144
--------------	------------------



# 外壳

Housing

→ Size 6B

IP65

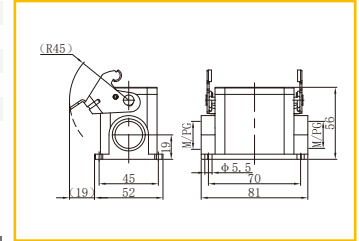
材料 Material: 金属外壳 Metal Hoods

Identification	Thread	Product Model	Order No.	Dimensions mm
----------------	--------	---------------	-----------	---------------

## 下壳 封底 / Housings, Surface Mounting



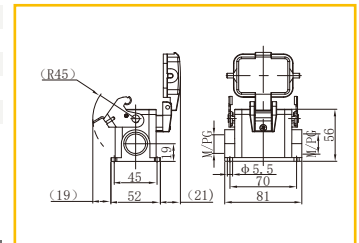
M20	H6B-SM-1L-M20	1 007 01 0000145
2M20	H6B-SM-1L-2M20	1 007 01 0000146
M25	H6B-SM-1L-M25	1 007 01 0000147
2M25	H6B-SM-1L-2M25	1 007 01 0000148
PG16	H6B-SM-1L-PG16	1 007 01 0000149
2PG16	H6B-SM-1L-2PG16	1 007 01 0000150



## 下壳 封底 / Housings, Surface Mounting



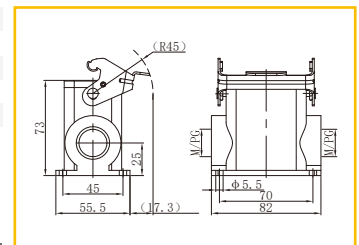
M20	H6B-SM-1L-PC-M20	1 007 01 0000151
2M20	H6B-SM-1L-PC-2M20	1 007 01 0000152
M25	H6B-SM-1L-PC-M25	1 007 01 0000153
2M25	H6B-SM-1L-PC-2M25	1 007 01 0000154
PG16	H6B-SM-1L-PC-PG16	1 007 01 0000155
2PG16	H6B-SM-1L-PC-2PG16	1 007 01 0000156



## 下壳 封底 高结构 / Housings, Surface Mounting



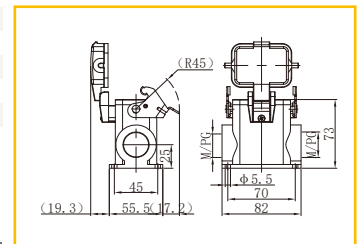
M25	H6B-SMH-1L-M25	1 007 01 0000157
2M25	H6B-SMH-1L-2M25	1 007 01 0000158
M32	H6B-SMH-1L-M32	1 007 01 0000159
2M32	H6B-SMH-1L-2M32	1 007 01 0000160
PG21	H6B-SMH-1L-PG21	1 007 01 0000161
2PG21	H6B-SMH-1L-2PG21	1 007 01 0000162



## 下壳 封底 高结构 / Housings, Surface Mounting



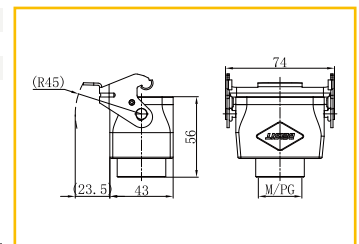
M25	H6B-SMH-1L-PC-M25	1 007 01 0000163
2M25	H6B-SMH-1L-PC-2M25	1 007 01 0000164
M32	H6B-SMH-1L-PC-M32	1 007 01 0000165
2M32	H6B-SMH-1L-PC-2M32	1 007 01 0000166
PG21	H6B-SMH-1L-PC-PG21	1 007 01 0000167
2PG21	H6B-SMH-1L-PC-2PG21	1 007 01 0000168



## 中继 外壳 / Housings, Cable To Cable



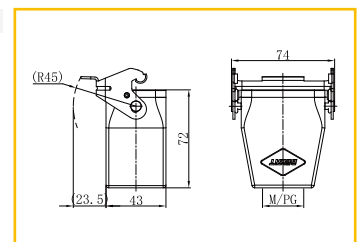
M20	H6B-CTC-1L-M20	1 007 01 0000169
M25	H6B-CTC-1L-M25	1 007 01 0000170
PG13.5	H6B-CTC-1L-PG13.5	1 007 01 0000171
PG16	H6B-CTC-1L-PG16	1 007 01 0000172



## 中继 外壳 / Housings, Cable To Cable



M25	H6B-CTCH-1L-M25	1 007 01 0000174
PG16	H6B-CTCH-1L-PG16	1 007 01 0000176



外壳  
Housing

→ Size 6B

IP65

材料 Material: 金属外壳 Metal Hoods

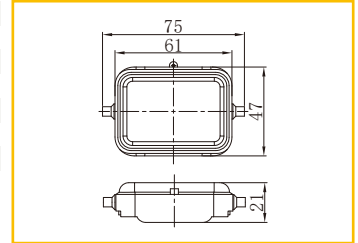
Identification	Thread	Product Model	Order No.	Dimensions mm
----------------	--------	---------------	-----------	---------------

保护盖 / Protection Covers



		H6B-PC-2P-N	1 007 02 000010
		H6B-PC-2P-NT	1 007 02 000011
		H6B-PC-2P-NG	1 007 02 000012
		H6B-PC-2P-NTG	1 007 02 000013
		H6B-PC-2P-M	1 007 02 000014
		H6B-PC-2P-MT	1 007 02 000015
		H6B-PC-2P-MG	1 007 02 000016
		H6B-PC-2P-MTG	1 007 02 000017

配上壳, 其他配下壳 For Hoods, Other For Housings

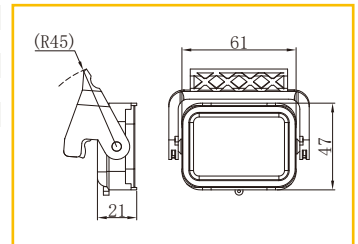


保护盖 / Protection Covers



		H6B-PC-1LP	1 007 02 000018
		H6B-PC-1LP-N	1 007 02 000019
		H6B-PC-1LP-NT	1 007 02 000020
		H6B-PC-1LP-M	1 007 02 000021
		H6B-PC-1LP-MT	1 007 02 000022

配上壳, 其他配下壳 For Hoods, Other For Housings



# 外壳

Housing

→ Size 10B

IP65

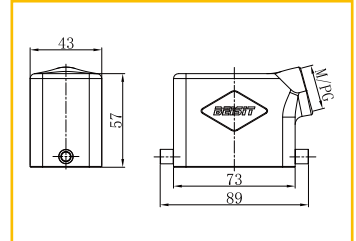
材料 Material: 金属外壳 Metal Hoods

Identification	Thread	Product Model	Order No.	Dimensions mm
----------------	--------	---------------	-----------	---------------

## 上壳 侧出线 / Hoods,Side Entry



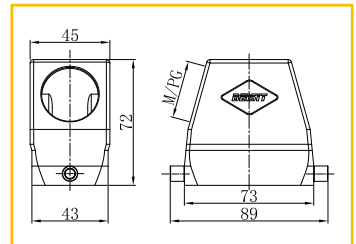
M20	H10B-SO-2PR-M20	1 007 01 0000186
M25	H10B-SO-2PR-M25	1 007 01 0000187
PG13.5	H10B-SO-2PR-PG13.5	1 007 01 0000188
PG16	H10B-SO-2PR-PG16	1 007 01 0000189



## 上壳高结构 侧出线 / Hoods,Side Entry,High Construction



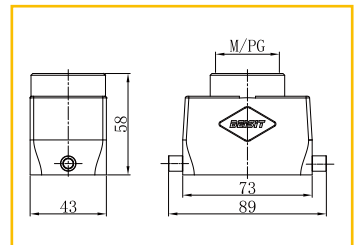
M25	H10B-SOH-2PR-M25	1 007 01 0000191
M32	H10B-SOH-2PR-M32	1 007 01 0000192
PG16	H10B-SOH-2PR-PG16	1 007 01 0000194
PG21	H10B-SOH-2PR-PG21	1 007 01 0000195
PG29	H10B-SOH-2PR-PG29	1 007 01 0001096



## 上壳 顶出线 / Hoods,Top Entry



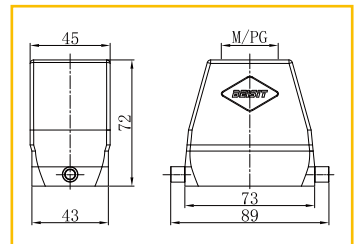
M20	H10B-TO-2PR-M20	1 007 01 0000196
M25	H10B-TO-2PR-M25	1 007 01 0000197
M32	H10B-TO-2PR-M32	1 007 01 0000198
PG13.5	H10B-TO-2PR-PG13.5	1 007 01 0000199
PG16	H10B-TO-2PR-PG16	1 007 01 0000200
PG21	H10B-TO-2PR-PG21	1 007 01 0000201



## 上壳高结构 顶出线 / Hoods,Top Entry,High Construction



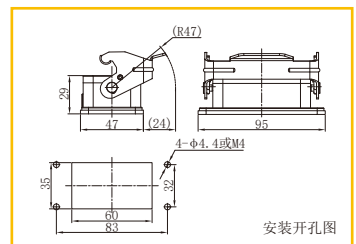
M25	H10B-TOH-2PR-M25	1 007 01 0000203
M32	H10B-TOH-2PR-M32	1 007 01 0000204
PG16	H10B-TOH-2PR-PG16	1 007 01 0000206
PG21	H10B-TOH-2PR-PG21	1 007 01 0000207
PG29	H10B-TOH-2PR-PG29	1 007 01 0001095



## 下壳 不封底 / Housings,Bulkhead Mounting



	H10B-OM-1L	1 007 01 0000252
--	------------	------------------



# 外壳

Housing

→ Size 10B

IP65

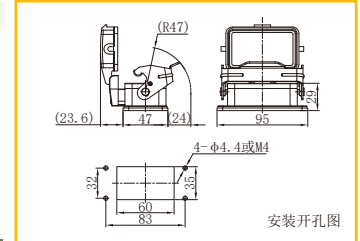
材料 Material: 金属外壳 Metal Hoods

Identification	Thread	Product Model	Order No.	Dimensions mm
----------------	--------	---------------	-----------	---------------

## 下壳 不封底 / Housings,Bulkhead Mounting



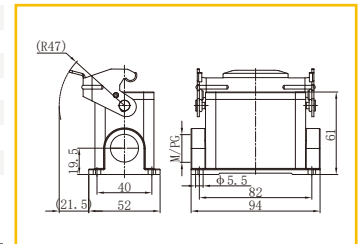
H10B-OM-1L-PC 1 007 01 0000253



## 下壳 封底 / Housings,Surface Mounting



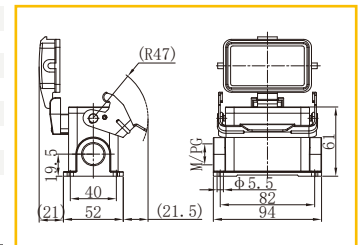
M20	H10B-SM-1L-M20	1 007 01 0000254
2M20	H10B-SM-1L-2M20	1 007 01 0000255
M25	H10B-SM-1L-M25	1 007 01 0000256
2M25	H10B-SM-1L-2M25	1 007 01 0000257
PG13.5	H10B-SM-1L-PG13.5	1 007 01 0000258
2PG13.5	H10B-SM-1L-2PG13.5	1 007 01 0000259
PG16	H10B-SM-1L-PG16	1 007 01 0000260
2PG16	H10B-SM-1L-2PG16	1 007 01 0000261



## 下壳 封底 / Housings,Surface Mounting



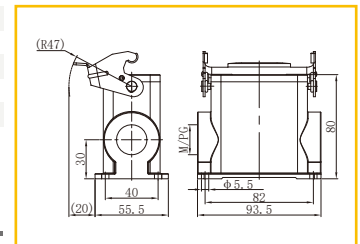
M20	H10B-SM-1L-PC-M20	1 007 01 0000262
2M20	H10B-SM-1L-PC-2M20	1 007 01 0000263
M25	H10B-SM-1L-PC-M25	1 007 01 0000264
2M25	H10B-SM-1L-PC-2M25	1 007 01 0000265
PG13.5	H10B-SM-1L-PC-PG13.5	1 007 01 0000266
2PG13.5	H10B-SM-1L-PC-2PG13.5	1 007 01 0000267
PG16	H10B-SM-1L-PC-PG16	1 007 01 0000268
2PG16	H10B-SM-1L-PC-2PG16	1 007 01 0000269



## 下壳高结构 封底 / Housings,Surface Mounting



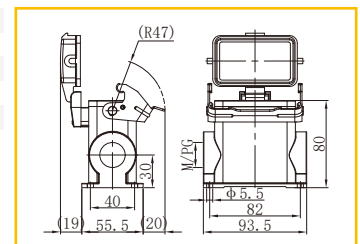
M25	H10B-SMH-1L-M25	1 007 01 0000272
2M25	H10B-SMH-1L-2M25	1 007 01 0000273
2PG16	H10B-SMH-1L-2PG16	1 007 01 0000275
PG21	H10B-SMH-1L-PG21	1 007 01 0000276
2PG21	H10B-SMH-1L-2PG21	1 007 01 0000277



## 下壳高结构 封底 / Housings,Surface Mounting



M25	H10B-SMH-1L-PC-M25	1 007 01 0000280
2M25	H10B-SMH-1L-PC-2M25	1 007 01 0000281
PG16	H10B-SMH-1L-PC-PG16	1 007 01 0000282
2PG16	H10B-SMH-1L-PC-2PG16	1 007 01 0000283
PG21	H10B-SMH-1L-PC-PG21	1 007 01 0000284
2PG21	H10B-SMH-1L-PC-2PG21	1 007 01 0000285





# 外壳

Housing

→ Size 10B

IP65

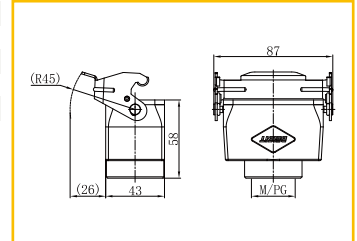
材料 Material: 金属外壳 Metal Hoods

Identification	Thread	Product Model	Order No.	Dimensions mm
----------------	--------	---------------	-----------	---------------

## 外壳 中继 / Housings,Cable To Cable



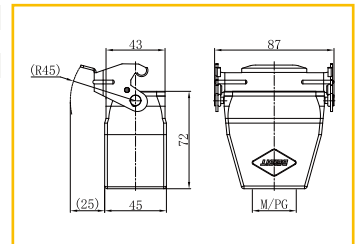
M20	H10B-CTC-1L-M20	1 007 01 0000325
M25	H10B-CTC-1L-M25	1 007 01 0000326
M32	H10B-CTC-1L-M32	1 007 01 0000327
PG13.5	H10B-CTC-1L-PG13.5	1 007 01 0000328
PG16	H10B-CTC-1L-PG16	1 007 01 0000329
PG21	H10B-CTC-1L-PG21	1 007 01 0000330



## 外壳 中继 / Housings,Cable To Cable



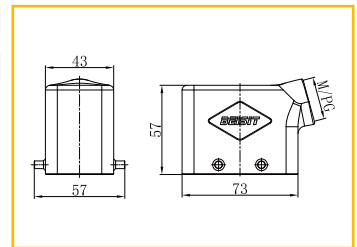
M25	H10B-CTCH-1L-M25	1 007 01 0000332
M32	H10B-CTCH-1L-M32	1 007 01 0000333
PG16	H10B-CTCH-1L-PG16	1 007 01 0000335
PG21	H10B-CTCH-1L-PG21	1 007 01 0000336



## 上壳 侧出线 / Hoods,Side Entry



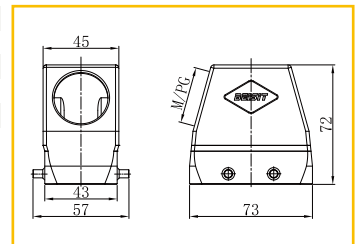
M20	H10B-SO-4P-M20	1 007 01 0000208
M25	H10B-SO-4P-M25	1 007 01 0000209
PG13.5	H10B-SO-4P-PG13.5	1 007 01 0000210
PG16	H10B-SO-4P-PG16	1 007 01 0000211



## 上壳高结构 侧出线 / Hoods,Side Entry,High Construction



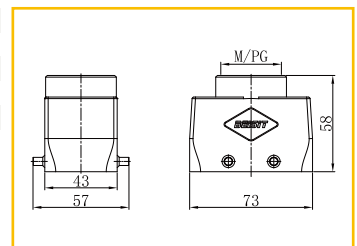
M25	H10B-SOH-4P-M25	1 007 01 0000213
M32	H10B-SOH-4P-M32	1 007 01 0000214
PG16	H10B-SOH-4P-PG16	1 007 01 0000216
PG21	H10B-SOH-4P-PG21	1 007 01 0000217
PG29	H10B-SOH-4P-PG29	1 007 01 0001097



## 上壳 顶出线 / Hoods,Top Entry



M20	H10B-TO-4P-M20	1 007 01 0000218
M25	H10B-TO-4P-M25	1 007 01 0000219
M32	H10B-TO-4P-M32	1 007 01 0000220
PG13.5	H10B-TO-4P-PG13.5	1 007 01 0000221
PG16	H10B-TO-4P-PG16	1 007 01 0000222
PG21	H10B-TO-4P-PG21	1 007 01 0000223



# 外壳

Housing

→ Size 10B

IP65

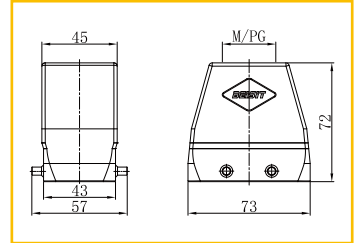
材料 Material: 金属外壳 Metal Hoods

Identification	Thread	Product Model	Order No.	Dimensions mm
----------------	--------	---------------	-----------	---------------

## 上壳高结构 顶出线 / Hoods,Top Entry,High Construction



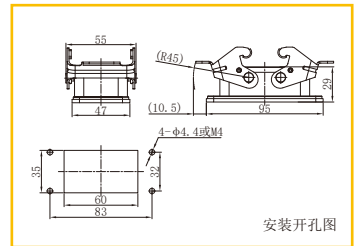
M25		H10B-TOH-4P-M25	1 007 01 0000225
M32		H10B-TOH-4P-M32	1 007 01 0000226
PG16		H10B-TOH-4P-PG16	1 007 01 0000228
PG21		H10B-TOH-4P-PG21	1 007 01 0000229
PG29		H10B-TOH-4P-PG29	1 007 01 0001098



## 下壳 不封底 / Housings,Bulkhead Mounting



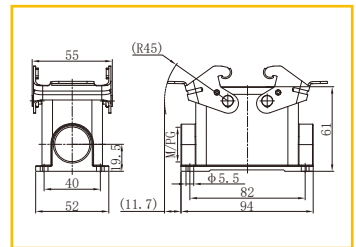
		H10B-OM-2L	1 007 01 0000286
--	--	------------	------------------



## 下壳 封底 / Housings,Surface Mounting



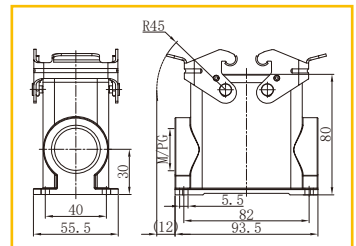
M20		H10B-SM-2L-M20	1 007 01 0000287
2M20		H10B-SM-2L-2M20	1 007 01 0000288
M25		H10B-SM-2L-M25	1 007 01 0000289
2M25		H10B-SM-2L-2M25	1 007 01 0000290
PG13.5		H10B-SM-2L-PG13.5	1 007 01 0000291
2PG13.5		H10B-SM-2L-2PG13.5	1 007 01 0000292
PG16		H10B-SM-2L-PG16	1 007 01 0000293
2PG16		H10B-SM-2L-2PG16	1 007 01 0000294



## 下壳高结构 封底 / Housings,Surface Mounting



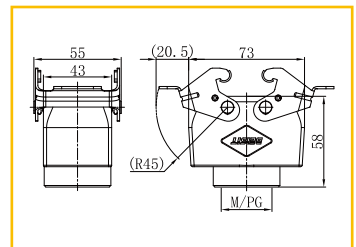
M25		H10B-SMH-2L-M25	1 007 01 0000297
2M25		H10B-SMH-2L-2M25	1 007 01 0000298
M32		H10B-SMH-2L-M32	1 007 01 0000299
2M32		H10B-SMH-2L-2M32	1 007 01 0000300
PG16		H10B-SMH-2L-PG16	1 007 01 0000301
2PG16		H10B-SMH-2L-2PG16	1 007 01 0000302
PG21		H10B-SMH-2L-PG21	1 007 01 0000303
2PG21		H10B-SMH-2L-2PG21	1 007 01 0000304
PG29		H10B-SMH-2L-PG29	1 007 01 0000305
2PG29		H10B-SMH-2L-2PG29	1 007 01 0000306



## 外壳 中继 / Housings,Cable To Cable



M20		H10B-CTC-2L-M20	1 007 01 0000337
M25		H10B-CTC-2L-M25	1 007 01 0000338
M32		H10B-CTC-2L-M32	1 007 01 0000339
PG13.5		H10B-CTC-2L-PG13.5	1 007 01 0000340
PG16		H10B-CTC-2L-PG16	1 007 01 0000341
PG21		H10B-CTC-2L-PG21	1 007 01 0000342



# 外壳 Housing

→ Size 10B

IP65

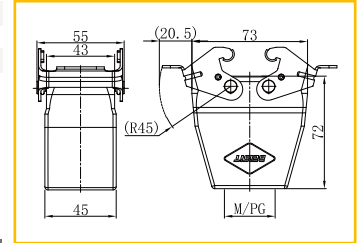
材料 Material: 金属外壳 Metal Hoods

Identification	Thread	Product Model	Order No.	Dimensions mm
----------------	--------	---------------	-----------	---------------

## 外壳 中继 / Housings,Cable To Cable



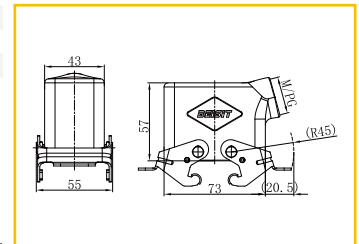
M25	H10B-CTCH-2L-M25	1 007 01 0000344
M32	H10B-CTCH-2L-M32	1 007 01 0000345
PG16	H10B-CTCH-2L-PG16	1 007 01 0000347
PG21	H10B-CTCH-2L-PG21	1 007 01 0000348



## 上壳 侧出线 / Hoods,Side Entry



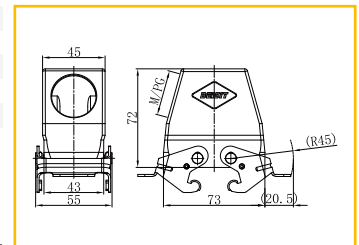
M20	H10B-SO-2L-M20	1 007 01 0000230
M25	H10B-SO-2L-M25	1 007 01 0000231
PG13.5	H10B-SO-2L-PG13.5	1 007 01 0000232
PG16	H10B-SO-2L-PG16	1 007 01 0000233



## 上壳高结构 侧出线 / Hoods,Side Entry,High Construction



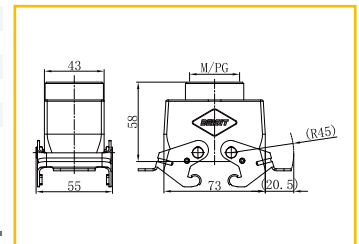
M25	H10B-SOH-2L-M25	1 007 01 0000235
M32	H10B-SOH-2L-M32	1 007 01 0000236
PG16	H10B-SOH-2L-PG16	1 007 01 0000238
PG21	H10B-SOH-2L-PG21	1 007 01 0000239
PG29	H10B-SOH-2L-PG29	1 004 02 0000414



## 上壳 顶出线 / Hoods,Top Entry



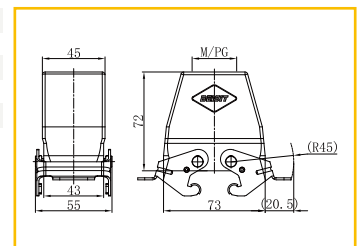
M20	H10B-TO-2L-M20	1 007 01 0000240
M25	H10B-TO-2L-M25	1 007 01 0000241
M32	H10B-TO-2L-M32	1 007 01 0000242
PG13.5	H10B-TO-2L-PG13.5	1 007 01 0000243
PG16	H10B-TO-2L-PG16	1 007 01 0000244
PG21	H10B-TO-2L-PG21	1 007 01 0000245



## 上壳高结构 顶出线 / Hoods,Top Entry,High Construction



M25	H10B-TOH-2L-M25	1 007 01 0000247
M32	H10B-TOH-2L-M32	1 007 01 0000248
PG16	H10B-TOH-2L-PG16	1 007 01 0000250
PG21	H10B-TOH-2L-PG21	1 007 01 0000251
PG29	H10B-TOH-2L-PG29	1 004 02 0000425



# 外壳 Housing



→ Size 10B

IP65

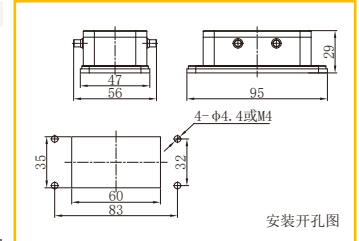
材料 Material: 金属外壳 Metal Hoods

Identification	Thread	Product Model	Order No.	Dimensions mm
----------------	--------	---------------	-----------	---------------

## 下壳 不封底 / Housings,Bulkhead Mounting



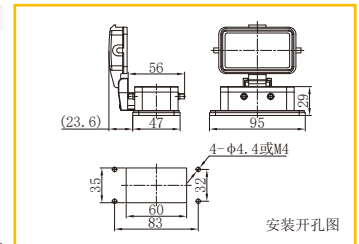
H10B-OM-4PR 1 007 01 0000307



## 下壳 不封底 / Housings,Bulkhead Mounting



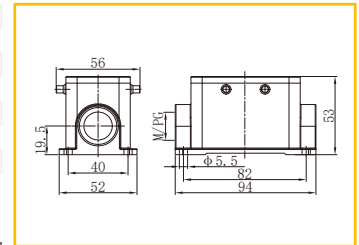
H10B-OM-4PR-PC 1 007 01 0000308



## 下壳 封底 / Housings,Surface Mounting



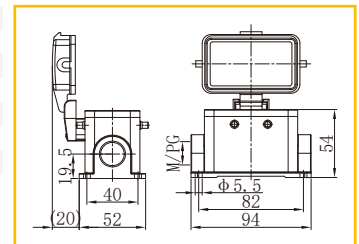
M20	H10B-SM-4PR-M20	1 007 01 0000309
2M20	H10B-SM-4PR-2M20	1 007 01 0000310
M25	H10B-SM-4PR-M25	1 007 01 0000311
2M25	H10B-SM-4PR-2M25	1 007 01 0000312
PG13.5	H10B-SM-4PR-PG13.5	1 007 01 0000313
2PG13.5	H10B-SM-4PR-2PG13.5	1 007 01 0000314
PG16	H10B-SM-4PR-PG16	1 007 01 0000315
2PG16	H10B-SM-4PR-2PG16	1 007 01 0000316



## 下壳 封底 / Housings,Surface Mounting



M20	H10B-SM-4PR-PC-M20	1 007 01 0000317
2M20	H10B-SM-4PR-PC-2M20	1 007 01 0000318
M25	H10B-SM-4PR-PC-M25	1 007 01 0000319
2M25	H10B-SM-4PR-PC-2M25	1 007 01 0000320
PG13.5	H10B-SM-4PR-PC-PG13.5	1 007 01 0000321
2PG13.5	H10B-SM-4PR-PC-2PG13.5	1 007 01 0000322
PG16	H10B-SM-4PR-PC-PG16	1 007 01 0000323
2PG16	H10B-SM-4PR-PC-2PG16	1 007 01 0000324



→ Size 10B

IP65

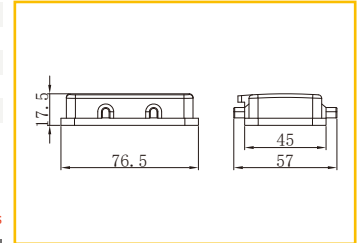
材料 Material: 金属外壳 Metal Hoods

Identification	Thread	Product Model	Order No.	Dimensions mm
----------------	--------	---------------	-----------	---------------

保护盖 / Protection Covers



		H10B-PC-4P	1 007 02 0000023
		H10B-PC-4P-N	1 007 02 0000024
		H10B-PC-4P-NT	1 007 02 0000025
		H10B-PC-4P-M	1 007 02 0000026
		H10B-PC-4P-MT	1 007 02 0000027

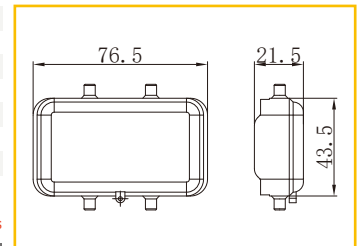


配上壳, 其他配下壳 For Hoods, Other For Housings

保护盖 / Protection Covers



		H10B-PC2-4P-N	1 007 02 0000028
		H10B-PC2-4P-NT	1 007 02 0000029
		H10B-PC2-4P-NG	1 007 02 0000030
		H10B-PC2-4P-NTG	1 007 02 0000031
		H10B-PC2-4P-M	1 007 02 0000032
		H10B-PC2-4P-MT	1 007 02 0000033
		H10B-PC2-4P-MG	1 007 02 0000034
		H10B-PC2-4P-MTG	1 007 02 0000035

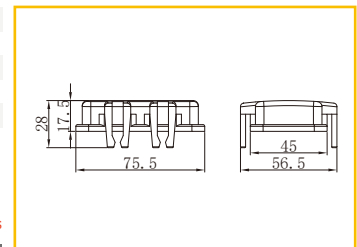


配上壳, 其他配下壳 For Hoods, Other For Housings

保护盖 / Protection Covers



		H10B-PC-4S	1 007 02 0000036
		H10B-PC-4S-N	1 007 02 0000037
		H10B-PC-4S-NT	1 007 02 0000038
		H10B-PC-4S-M	1 007 02 0000039
		H10B-PC-4S-MT	1 007 02 0000040

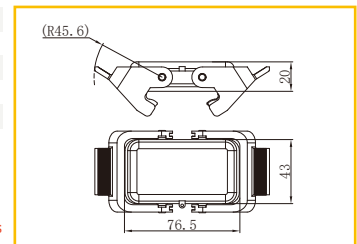


配上壳, 其他配下壳 For Hoods, Other For Housings

保护盖 / Protection Covers



		H10B-PC-2LP	1 007 02 0000041
		H10B-PC-2LP-N	1 007 02 0000042
		H10B-PC-2LP-NT	1 007 02 0000043
		H10B-PC-2LP-C	1 007 02 0000044
		H10B-PC-2LP-CT	1 007 02 0000045



配上壳, 其他配下壳 For Hoods, Other For Housings

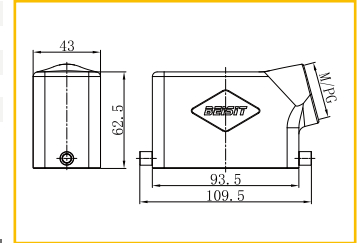
材料 Material: 金属外壳 Metal Hoods

Identification	Thread	Product Model	Order No.	Dimensions mm
----------------	--------	---------------	-----------	---------------

上壳 侧出线 / Hoods,Side Entry



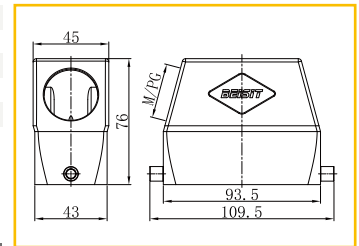
M20		H16B-SO-2PR-M20	1 007 01 0000360
M25		H16B-SO-2PR-M25	1 007 01 0000361
M32		H16B-SO-2PR-M32	1 007 01 0000362
PG13.5		H16B-SO-2PR-PG13.5	1 007 01 0000363
PG16		H16B-SO-2PR-PG16	1 007 01 0000364
PG21		H16B-SO-2PR-PG21	1 007 01 0000365



上壳高结构 侧出线 / Hoods,Side Entry,High Construction



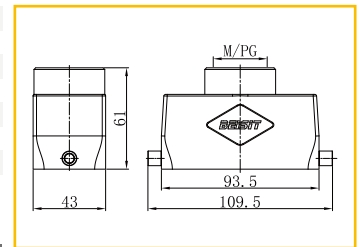
M25		H16B-SOH-2PR-M25	1 007 01 0000367
M32		H16B-SOH-2PR-M32	1 007 01 0000368
M40		H16B-SOH-2PR-M40	1 007 01 0000900
PG16		H16B-SOH-2PR-PG16	1 007 01 0000370
PG21		H16B-SOH-2PR-PG21	1 007 01 0000371
PG29		H16B-SOH-2PR-PG29	1 007 01 0000372



上壳 顶出线 / Hoods,Top Entry



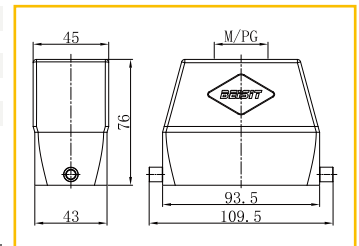
M20		H16B-TO-2PR-M20	1 007 01 0000373
M25		H16B-TO-2PR-M25	1 007 01 0000374
M32		H16B-TO-2PR-M32	1 007 01 0000375
PG13.5		H16B-TO-2PR-PG13.5	1 007 01 0000376
PG16		H16B-TO-2PR-PG16	1 007 01 0000377
PG21		H16B-TO-2PR-PG21	1 007 01 0000378
PG29		H16B-TO-2PR-PG29	1 007 01 0000379



上壳高结构 顶出线 / Hoods,Top Entry,High Construction



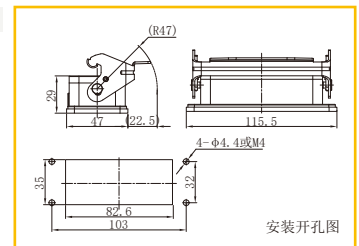
M25		H16B-TOH-2PR-M25	1 007 01 0000381
M32		H16B-TOH-2PR-M32	1 007 01 0000382
M40		H16B-TOH-2PR-M40	1 007 01 0000897
PG16		H16B-TOH-2PR-PG16	1 007 01 0000384
PG21		H16B-TOH-2PR-PG21	1 007 01 0000385
PG29		H16B-TOH-2PR-PG29	1 007 01 0000386



下壳 不封底 / Housings,Bulkhead Mounting



		H16B-OM-1L	1 007 01 0000441
--	--	------------	------------------



# 外壳

Housing

→ Size 16B

IP65

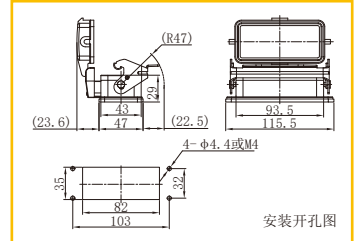
材料 Material: 金属外壳 Metal Hoods

Identification	Thread	Product Model	Order No.	Dimensions mm
----------------	--------	---------------	-----------	---------------

## 下壳 不封底 / Housings, Bulkhead Mounting



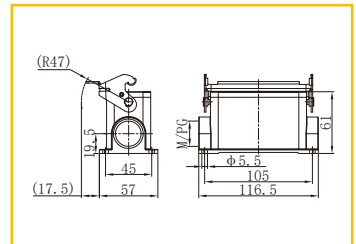
H16B-OM-1L-PC 1 007 01 0000442



## 下壳 封底 / Housings, Surface Mounting



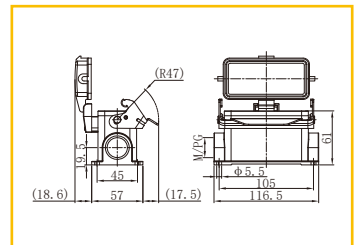
M20	H16B-SM-1L-M20	1 007 01 0000443
2M20	H16B-SM-1L-2M20	1 007 01 0000444
M25	H16B-SM-1L-M25	1 007 01 0000445
2M25	H16B-SM-1L-2M25	1 007 01 0000446
PG13.5	H16B-SM-1L-PG13.5	1 007 01 0000447
2PG13.5	H16B-SM-1L-2PG13.5	1 007 01 0000448
PG16	H16B-SM-1L-PG16	1 007 01 0000449
2PG16	H16B-SM-1L-2PG16	1 007 01 0000450



## 下壳 封底 / Housings, Surface Mounting



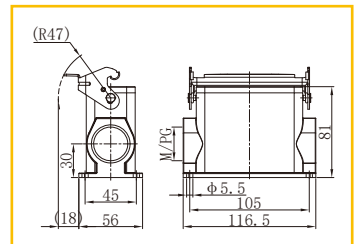
M20	H16B-SM-1L-PC-M20	1 007 01 0000451
2M20	H16B-SM-1L-PC-2M20	1 007 01 0000452
M25	H16B-SM-1L-PC-M25	1 007 01 0000453
2M25	H16B-SM-1L-PC-2M25	1 007 01 0000454
PG13.5	H16B-SM-1L-PC-PG13.5	1 007 01 0000455
2PG13.5	H16B-SM-1L-PC-2PG13.5	1 007 01 0000456
PG16	H16B-SM-1L-PC-PG16	1 007 01 0000457
2PG16	H16B-SM-1L-PC-2PG16	1 007 01 0000458



## 下壳高结构 封底 / Housings, Surface Mounting



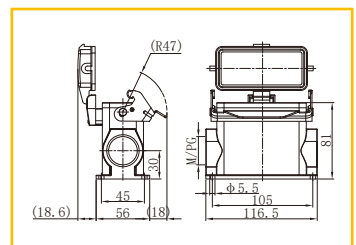
M25	H16B-SMH-1L-M25	1 007 01 0000461
2M25	H16B-SMH-1L-2M25	1 007 01 0000462
PG16	H16B-SMH-1L-PG16	1 007 01 0000463
2PG16	H16B-SMH-1L-2PG16	1 007 01 0000464
PG21	H16B-SMH-1L-PG21	1 007 01 0000465
2PG21	H16B-SMH-1L-2PG21	1 007 01 0000466



## 下壳高结构 封底 / Housings, Surface Mounting



M20	H16B-SMH-1L-PC-M20	1 007 01 0000467
2M20	H16B-SMH-1L-PC-2M20	1 007 01 0000468
M25	H16B-SMH-1L-PC-M25	1 007 01 0000469
2M25	H16B-SMH-1L-PC-2M25	1 007 01 0000470
PG16	H16B-SMH-1L-PC-PG16	1 007 01 0000471
2PG16	H16B-SMH-1L-PC-2PG16	1 007 01 0000472
PG21	H16B-SMH-1L-PC-PG21	1 007 01 0000473
2PG21	H16B-SMH-1L-PC-2PG21	1 007 01 0000474



# 外壳

Housing

→ Size 16B

IP65

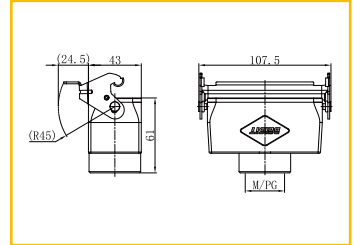
材料 Material: 金属外壳 Metal Hoods

Identification	Thread	Product Model	Order No.	Dimensions mm
----------------	--------	---------------	-----------	---------------

## 外壳 中继 / Housings,Cable To Cable



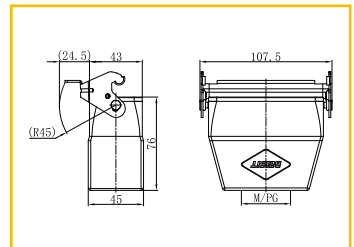
M20	H16B-CTC-1L-M20	1 007 01 0000514
M25	H16B-CTC-1L-M25	1 007 01 0000515
M32	H16B-CTC-1L-M32	1 007 01 0000516
PG13.5	H16B-CTC-1L-PG13.5	1 007 01 0000517
PG16	H16B-CTC-1L-PG16	1 007 01 0000518
PG21	H16B-CTC-1L-PG21	1 007 01 0000519
PG29	H16B-CTC-1L-PG29	1 007 01 0000520



## 外壳 中继 / Housings, Cable To Cable



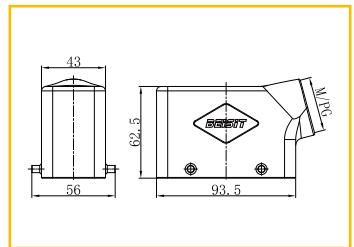
M20	H16B-CTCH-1L-M20	1 007 01 0000521
M25	H16B-CTCH-1L-M25	1 007 01 0000522
M32	H16B-CTCH-1L-M32	1 007 01 0000523
PG21	H16B-CTCH-1L-PG21	1 007 01 0000526
PG29	H16B-CTCH-1L-PG29	1 007 01 0000527



## 上壳 侧出线 / Hoods,Side Entry



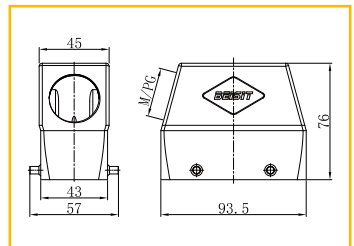
M20	H16B-SO-4P-M20	1 007 01 0000387
M25	H16B-SO-4P-M25	1 007 01 0000388
M32	H16B-SO-4P-M32	1 007 01 0000389
PG13.5	H16B-SO-4P-PG13.5	1 007 01 0000390
PG16	H16B-SO-4P-PG16	1 007 01 0000391
PG21	H16B-SO-4P-PG21	1 007 01 0000392



## 上壳高结构 侧出线 / Hoods,Side Entry,High Construction



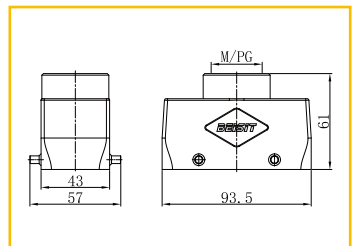
M25	H16B-SOH-4P-M25	1 007 01 0000394
M32	H16B-SOH-4P-M32	1 007 01 0000395
M40	H16B-SOH-4P-M40	1 007 01 0000895
PG16	H16B-SOH-4P-PG16	1 007 01 0000397
PG21	H16B-SOH-4P-PG21	1 007 01 0000398
PG29	H16B-SOH-4P-PG29	1 007 01 0000399



## 上壳 顶出线 / Hoods,Top Entry



M20	H16B-TO-4P-M20	1 007 01 0000400
M25	H16B-TO-4P-M25	1 007 01 0000401
M32	H16B-TO-4P-M32	1 007 01 0000402
PG13.5	H16B-TO-4P-PG13.5	1 007 01 0000403
PG16	H16B-TO-4P-PG16	1 007 01 0000404
PG21	H16B-TO-4P-PG21	1 007 01 0000405
PG29	H16B-TO-4P-PG29	1 007 01 0000406





# 外壳

Housing

→ Size 16B

IP65

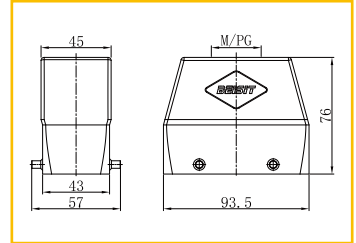
材料 Material: 金属外壳 Metal Hoods

Identification	Thread	Product Model	Order No.	Dimensions mm
----------------	--------	---------------	-----------	---------------

## 上壳高结构 顶出线 / Hoods, Top Entry, High Construction



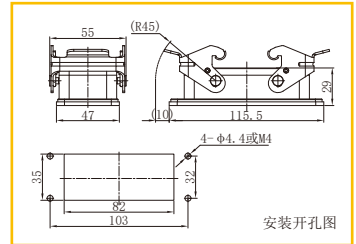
M25		H16B-TOH-4P-M25	1 007 01 0000408
M32		H16B-TOH-4P-M32	1 007 01 0000409
M40		H16B-TOH-4P-M40	1 007 01 0000899
PG16		H16B-TOH-4P-PG16	1 007 01 0000411
PG21		H16B-TOH-4P-PG21	1 007 01 0000412
PG29		H16B-TOH-4P-PG29	1 007 01 0000413



## 下壳 不封底 / Housings, Bulkhead Mounting



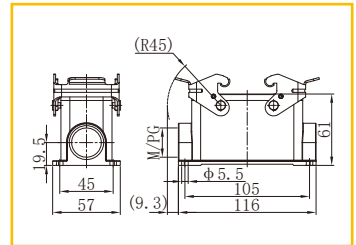
		H16B-OM-2L	1 007 01 0000475
--	--	------------	------------------



## 下壳 封底 / Housings, Surface Mounting



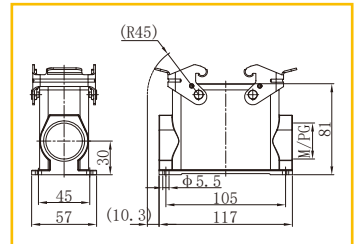
M20		H16B-SM-2L-M20	1 007 01 0000476
2M20		H16B-SM-2L-2M20	1 007 01 0000477
M25		H16B-SM-2L-M25	1 007 01 0000478
2M25		H16B-SM-2L-2M25	1 007 01 0000479
PG13.5		H16B-SM-2L-PG13.5	1 007 01 0000480
2PG13.5		H16B-SM-2L-2PG13.5	1 007 01 0000481
PG16		H16B-SM-2L-PG16	1 007 01 0000482
2PG16		H16B-SM-2L-2PG16	1 007 01 0000483



## 下壳高结构 封底 / Housings, Surface Mounting



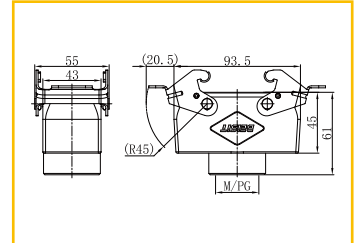
M25		H16B-SMH-2L-M25	1 007 01 0000486
2M25		H16B-SMH-2L-2M25	1 007 01 0000487
M32		H16B-SMH-2L-M32	1 007 01 0000488
2M32		H16B-SMH-2L-2M32	1 007 01 0000489
PG16		H16B-SMH-2L-PG16	1 007 01 0000490
2PG16		H16B-SMH-2L-2PG16	1 007 01 0000491
PG21		H16B-SMH-2L-PG21	1 007 01 0000492
2PG21		H16B-SMH-2L-2PG21	1 007 01 0000493
PG29		H16B-SMH-2L-PG29	1 007 01 0000494
2PG29		H16B-SMH-2L-2PG29	1 007 01 0000495



## 外壳 中继 / Housings, Cable To Cable



M20		H16B-CTC-2L-M20	1 007 01 0000528
M25		H16B-CTC-2L-M25	1 007 01 0000529
M32		H16B-CTC-2L-M32	1 007 01 0000530
PG13.5		H16B-CTC-2L-PG13.5	1 007 01 0000531
PG16		H16B-CTC-2L-PG16	1 007 01 0000532
PG21		H16B-CTC-2L-PG21	1 007 01 0000533
PG29		H16B-CTC-2L-PG29	1 007 01 0000534



# 外壳 Housing

→ Size 16B

IP65

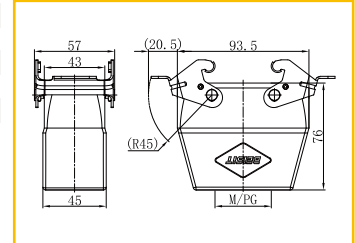
材料 Material: 金属外壳 Metal Hoods

Identification	Thread	Product Model	Order No.	Dimensions mm
----------------	--------	---------------	-----------	---------------

## 外壳 中继 / Housings, Cable To Cable



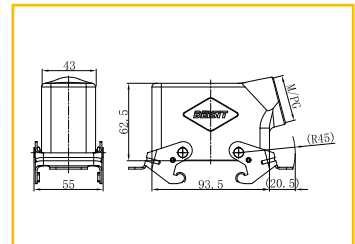
M25	H16B-CTCH-2L-M25	1 007 01 0000536
M32	H16B-CTCH-2L-M32	1 007 01 0000537
PG16	H16B-CTCH-2L-PG16	1 007 01 0000539
PG21	H16B-CTCH-2L-PG21	1 007 01 0000540
PG29	H16B-CTCH-2L-PG29	1 007 01 0000541



## 上壳 侧出线 / Hoods, Side Entry



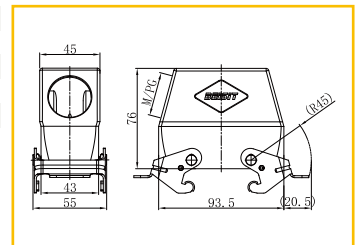
M20	H16B-SO-2L-M20	1 007 01 0000414
M25	H16B-SO-2L-M25	1 007 01 0000415
M32	H16B-SO-2L-M32	1 007 01 0000416
PG13.5	H16B-SO-2L-PG13.5	1 007 01 0000417
PG16	H16B-SO-2L-PG16	1 007 01 0000418
PG21	H16B-SO-2L-PG21	1 007 01 0000419



## 上壳高结构 侧出线 / Hoods, Side Entry, High Construction



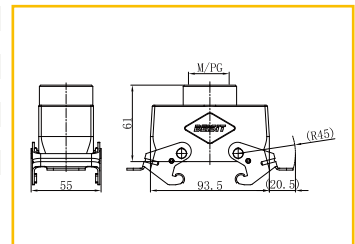
M25	H16B-SOH-2L-M25	1 007 01 0000421
M32	H16B-SOH-2L-M32	1 007 01 0000422
PG16	H16B-SOH-2L-PG16	1 007 01 0000424
PG21	H16B-SOH-2L-PG21	1 007 01 0000425
PG29	H16B-SOH-2L-PG29	1 007 01 0000426



## 上壳 顶出线 / Hoods, Top Entry



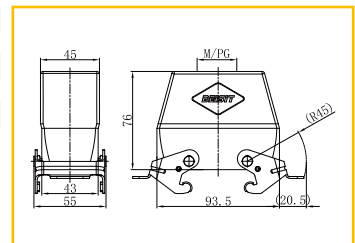
M20	H16B-TO-2L-M20	1 007 01 0000427
M25	H16B-TO-2L-M25	1 007 01 0000428
M32	H16B-TO-2L-M32	1 007 01 0000429
PG13.5	H16B-TO-2L-PG13.5	1 007 01 0000430
PG16	H16B-TO-2L-PG16	1 007 01 0000431
PG21	H16B-TO-2L-PG21	1 007 01 0000432
PG29	H16B-TO-2L-PG29	1 007 01 0000433



## 上壳高结构 顶出线/Hoods, Top Entry, High Construction



M25	H16B-TOH-2L-M25	1 007 01 0000435
M32	H16B-TOH-2L-M32	1 007 01 0000436
PG16	H16B-TOH-2L-PG16	1 007 01 0000438
PG21	H16B-TOH-2L-PG21	1 007 01 0000439
PG29	H16B-TOH-2L-PG29	1 007 01 0000440



# 外壳

Housing

→ Size 16B

IP65

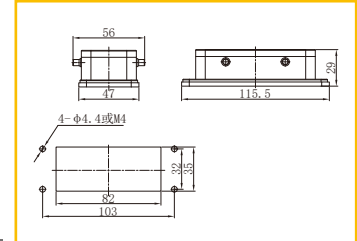
材料 Material: 金属外壳 Metal Hoods

Identification	Thread	Product Model	Order No.	Dimensions mm
----------------	--------	---------------	-----------	---------------

下壳 不封底 / Housings,Bulkhead Mounting

H16B-OM-4PR

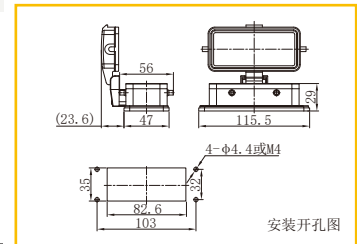
1 007 01 0000496



下壳 不封底 / Housings,Bulkhead Mounting

H16B-OM-4PR-PC

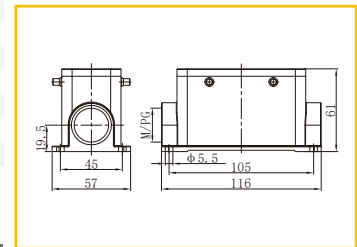
1 007 01 0000497



下壳 封底 / Housings,Surface Mounting



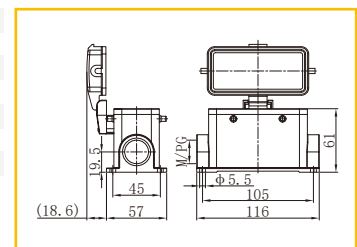
M20	H16B-SM-4PR-M20	1 007 01 0000498
2M20	H16B-SM-4PR-2M20	1 007 01 0000499
M25	H16B-SM-4PR-M25	1 007 01 0000500
2M25	H16B-SM-4PR-2M25	1 007 01 0000501
PG13.5	H16B-SM-4PR-PG13.5	1 007 01 0000502
2PG13.5	H16B-SM-4PR-2PG13.5	1 007 01 0000503
PG16	H16B-SM-4PR-PG16	1 007 01 0000504
2PG16	H16B-SM-4PR-2PG16	1 007 01 0000505



下壳 封底 / Housings,Surface Mounting



M20	H16B-SM-4PR-PC-M20	1 007 01 0000506
2M20	H16B-SM-4PR-PC-2M20	1 007 01 0000507
M25	H16B-SM-4PR-PC-M25	1 007 01 0000508
2M25	H16B-SM-4PR-PC-2M25	1 007 01 0000509
PG13.5	H16B-SM-4PR-PC-PG13.5	1 007 01 0000510
2PG13.5	H16B-SM-4PR-PC-2PG13.5	1 007 01 0000511
PG16	H16B-SM-4PR-PC-PG16	1 007 01 0000512
2PG16	H16B-SM-4PR-PC-2PG16	1 007 01 0000513



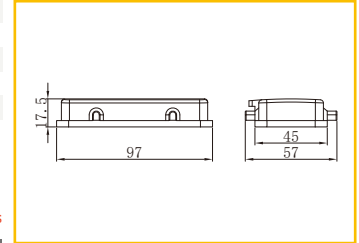
材料 Material: 金属外壳 Metal Hoods

Identification	Thread	Product Model	Order No.	Dimensions mm
----------------	--------	---------------	-----------	---------------

保护盖 / Protection Covers



		H16B-PC-4P	1 007 02 0000046
		H16B-PC-4P-N	1 007 02 0000047
		H16B-PC-4P-NT	1 007 02 0000048
		H16B-PC-4P-M	1 007 02 0000049
		H16B-PC-4P-MT	1 007 02 0000050

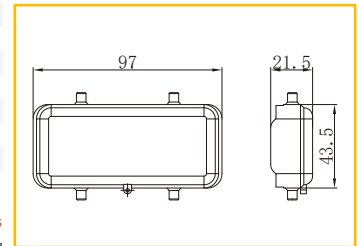


配上壳, 其他配下壳 For Hoods, Other For Housings

保护盖 / Protection Covers



		H16B-PC2-4P-N	1 007 02 0000051
		H16B-PC2-4P-NT	1 007 02 0000052
		H16B-PC2-4P-NG	1 007 02 0000053
		H16B-PC2-4P-NTG	1 007 02 0000054
		H16B-PC2-4P-M	1 007 02 0000055
		H16B-PC2-4P-MT	1 007 02 0000056
		H16B-PC2-4P-MG	1 007 02 0000057
		H16B-PC2-4P-MTG	1 007 02 0000058

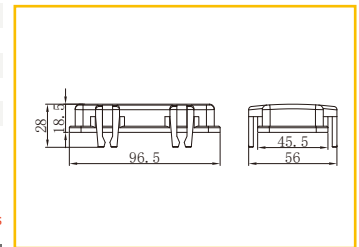


配上壳, 其他配下壳 For Hoods, Other For Housings

保护盖 / Protection Covers



		H16B-PC-4S	1 007 02 0000059
		H16B-PC-4S-N	1 007 02 0000060
		H16B-PC-4S-NT	1 007 02 0000061
		H16B-PC-4S-M	1 007 02 0000062
		H16B-PC-4S-MT	1 007 02 0000063

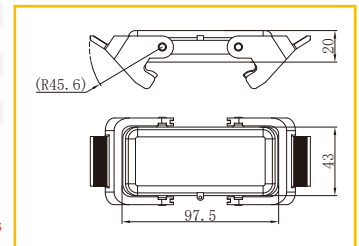


配上壳, 其他配下壳 For Hoods, Other For Housings

保护盖 / Protection Covers



		H16B-PC-2LP	1 007 02 0000064
		H16B-PC-2LP-N	1 007 02 0000065
		H16B-PC-2LP-NT	1 007 02 0000066
		H16B-PC-2LP-M	1 007 02 0000067
		H16B-PC-2LP-MT	1 007 02 0000068



配上壳, 其他配下壳 For Hoods, Other For Housings

# 外壳

Housing

→ Size 24B

IP65

材料 Material: 金属外壳 Metal Hoods

Identification	Thread	Product Model	Order No.	Dimensions mm
<b>上壳 侧出线 / Hoods,Side Entry</b>				
	M20	H24B-SO-2PR-M20	1 007 01 0000553	
	M25	H24B-SO-2PR-M25	1 007 01 0000554	
	M32	H24B-SO-2PR-M32	1 007 01 0000555	
	PG13.5	H24B-SO-2PR-PG13.5	1 007 01 0000556	
	PG16	H24B-SO-2PR-PG16	1 007 01 0000557	
	PG21	H24B-SO-2PR-PG21	1 007 01 0000558	
<b>上壳高结构 侧出线 / Hoods,Side Entry,High Construction</b>				
	M25	H24B-SOH-2PR-M25	1 007 01 0000560	
	M32	H24B-SOH-2PR-M32	1 007 01 0000561	
	M40	H24B-SOH-2PR-M40	1 007 01 0000893	
	PG16	H24B-SOH-2PR-PG16	1 007 01 0000563	
	PG21	H24B-SOH-2PR-PG21	1 007 01 0000564	
	PG29	H24B-SOH-2PR-PG29	1 007 01 0000565	
<b>上壳 顶出线 / Hoods,Top Entry</b>				
	M20	H24B-TO-2PR-M20	1 007 01 0000566	
	M25	H24B-TO-2PR-M25	1 007 01 0000567	
	M32	H24B-TO-2PR-M32	1 007 01 0000568	
	PG13.5	H24B-TO-2PR-PG13.5	1 007 01 0000569	
	PG16	H24B-TO-2PR-PG16	1 007 01 0000570	
	PG21	H24B-TO-2PR-PG21	1 007 01 0000571	
<b>上壳高结构 顶出线 / Hoods,Top Entry,High Construction</b>				
	M25	H24B-TOH-2PR-M25	1 007 01 0000574	
	M32	H24B-TOH-2PR-M32	1 007 01 0000575	
	M40	H24B-TOH-2PR-M40	1 007 01 0001088	
	PG16	H24B-TOH-2PR-PG16	1 007 01 0000577	
	PG21	H24B-TOH-2PR-PG21	1 007 01 0000578	
	PG29	H24B-TOH-2PR-PG29	1 007 01 0000579	
<b>下壳 不封底 / Housings, Bulkhead Mounting</b>				
		H24B-OM-1L	1 007 01 0000634	<p>安装开孔图</p>

# 外壳

Housing

→ Size 24B

IP65

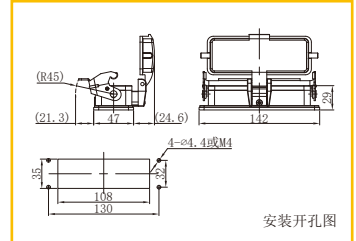
材料 Material: 金属外壳 Metal Hoods

Identification	Thread	Product Model	Order No.	Dimensions mm
----------------	--------	---------------	-----------	---------------

## 下壳 不封底 / Housings, Bulkhead Mounting



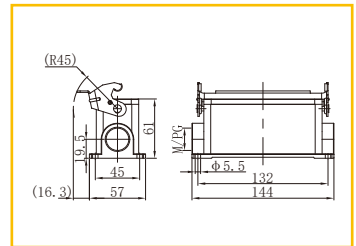
H24B-OM-1L-PC 1 007 01 0000635



## 下壳 封底 / Housings, Surface Mounting



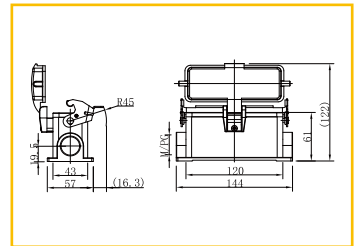
M20	H24B-SM-1L-M20	1 007 01 0000636
2M20	H24B-SM-1L-2M20	1 007 01 0000637
M25	H24B-SM-1L-M25	1 007 01 0000638
2M25	H24B-SM-1L-2M25	1 007 01 0000639
PG13.5	H24B-SM-1L-PG13.5	1 007 01 0000640
2PG13.5	H24B-SM-1L-2PG13.5	1 007 01 0000641
PG16	H24B-SM-1L-PG16	1 007 01 0000642
2PG16	H24B-SM-1L-2PG16	1 007 01 0000643
PG21	H24B-SM-1L-PG21	1 007 01 0000644
2PG21	H24B-SM-1L-2PG21	1 007 01 0000645



## 下壳 封底 / Housings, Surface Mounting



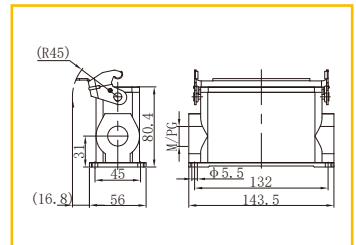
M20	H24B-SM-1L-PC-M20	1 007 01 0000646
2M20	H24B-SM-1L-PC-2M20	1 007 01 0000647
M25	H24B-SM-1L-PC-M25	1 007 01 0000648
2M25	H24B-SM-1L-PC-2M25	1 007 01 0000649
PG13.5	H24B-SM-1L-PC-PG13.5	1 007 01 0000650
2PG13.5	H24B-SM-1L-PC-2PG13.5	1 007 01 0000651
PG16	H24B-SM-1L-PC-PG16	1 007 01 0000652
2PG16	H24B-SM-1L-PC-2PG16	1 007 01 0000653
PG21	H24B-SM-1L-PC-PG21	1 007 01 0000654
2PG21	H24B-SM-1L-PC-2PG21	1 007 01 0000655



## 下壳高结构 封底 / Housings, Surface Mounting



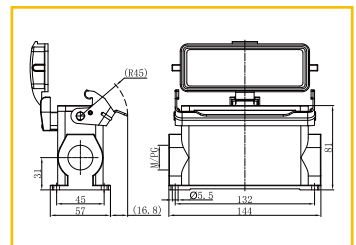
M25	H24B-SMH-1L-M25	1 007 01 0000658
2M25	H24B-SMH-1L-2M25	1 007 01 0000659
PG16	H24B-SMH-1L-PG16	1 007 01 0000660
2PG16	H24B-SMH-1L-2PG16	1 007 01 0000661
PG21	H24B-SMH-1L-PG21	1 007 01 0000662
2PG21	H24B-SMH-1L-2PG21	1 007 01 0000663



## 下壳高结构 封底 / Housings, Surface Mounting



M25	H24B-SMH-1L-PC-M25	1 007 01 0000666
2M25	H24B-SMH-1L-PC-2M25	1 007 01 0000667
PG16	H24B-SMH-1L-PC-PG16	1 007 01 0000668
2PG16	H24B-SMH-1L-PC-2PG16	1 007 01 0000669
PG21	H24B-SMH-1L-PC-PG21	1 007 01 0000670
2PG21	H24B-SMH-1L-PC-2PG21	1 007 01 0000671



# 外壳 Housing



→ Size 24B

IP65

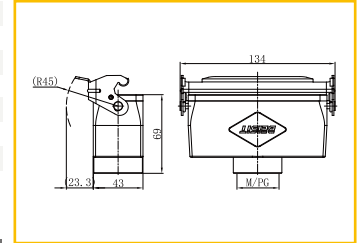
材料 Material: 金属外壳 Metal Hoods

Identification	Thread	Product Model	Order No.	Dimensions mm
----------------	--------	---------------	-----------	---------------

## 外壳 中继 / Housings,Cable To Cable



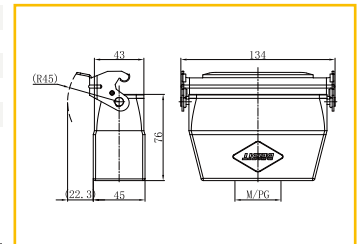
M20	H24B-CTC-1L-M20	1 007 01 0000713
M25	H24B-CTC-1L-M25	1 007 01 0000714
M32	H24B-CTC-1L-M32	1 007 01 0000715
PG13.5	H24B-CTC-1L-PG13.5	1 007 01 0000716
PG16	H24B-CTC-1L-PG16	1 007 01 0000717
PG21	H24B-CTC-1L-PG21	1 007 01 0000718
PG29	H24B-CTC-1L-PG29	1 007 01 0000719



## 外壳 中继 / Housings, Cable To Cable



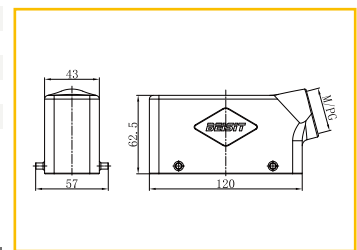
M25	H24B-CTCH-1L-M25	1 007 01 0000721
M32	H24B-CTCH-1L-M32	1 007 01 0000722
PG16	H24B-CTCH-1L-PG16	1 007 01 0000724
PG21	H24B-CTCH-1L-PG21	1 007 01 0000725
PG29	H24B-CTCH-1L-PG29	1 007 01 0000726



## 上壳 侧出线 / Hoods,Side Entry



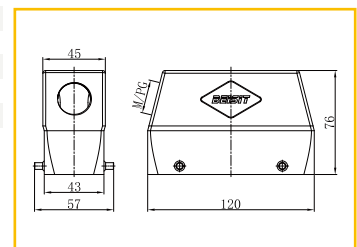
M20	H24B-SO-4P-M20	1 007 01 0000580
M25	H24B-SO-4P-M25	1 007 01 0000581
M32	H24B-SO-4P-M32	1 007 01 0000582
PG13.5	H24B-SO-4P-PG13.5	1 007 01 0000583
PG16	H24B-SO-4P-PG16	1 007 01 0000584
PG21	H24B-SO-4P-PG21	1 007 01 0000585



## 上壳高结构 侧出线 / Hoods,Side Entry,High Construction



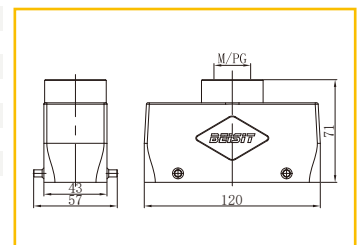
M25	H24B-SOH-4P-M25	1 007 01 0000587
M32	H24B-SOH-4P-M32	1 007 01 0000588
M40	H24B-SOH-4P-M40	1 007 01 0001089
PG16	H24B-SOH-4P-PG16	1 007 01 0000590
PG21	H24B-SOH-4P-PG21	1 007 01 0000591
PG29	H24B-SOH-4P-PG29	1 007 01 0000592



## 上壳 顶出线 / Hoods,Top Entry



M20	H24B-TO-4P-M20	1 007 01 0000593
M25	H24B-TO-4P-M25	1 007 01 0000594
M32	H24B-TO-4P-M32	1 007 01 0000595
PG13.5	H24B-TO-4P-PG13.5	1 007 01 0000596
PG16	H24B-TO-4P-PG16	1 007 01 0000597
PG21	H24B-TO-4P-PG21	1 007 01 0000598
PG29	H24B-TO-4P-PG29	1 007 01 0000599



# 外壳

Housing

→ Size 24B

IP65

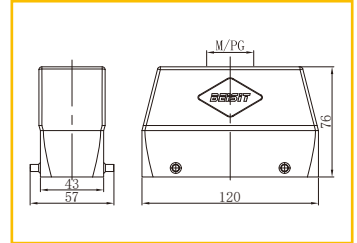
材料 Material: 金属外壳 Metal Hoods

Identification	Thread	Product Model	Order No.	Dimensions mm
----------------	--------	---------------	-----------	---------------

### 上壳高结构 顶出线 / Hoods, Top Entry, High Construction



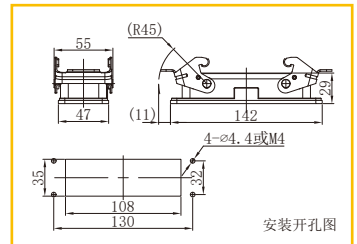
M25		H24B-TOH-4P-M25	1 007 01 0000601
M32		H24B-TOH-4P-M32	1 007 01 0000602
M40		H24B-TOH-4P-M40	1 007 01 0001090
PG16		H24B-TOH-4P-PG16	1 007 01 0000604
PG21		H24B-TOH-4P-PG21	1 007 01 0000605
PG29		H24B-TOH-4P-PG29	1 007 01 0000606



### 下壳 不封底 / Housings, Bulkhead Mounting



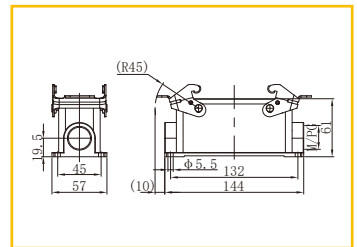
		H24B-OM-2L	1 007 01 0000672
--	--	------------	------------------



### 下壳 封底 / Housings, Surface Mounting



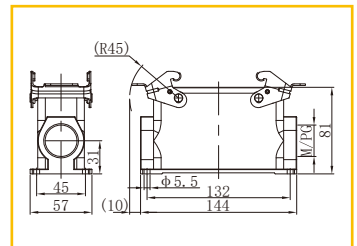
M20		H24B-SM-2L-M20	1 007 01 0000673
2M20		H24B-SM-2L-2M20	1 007 01 0000674
M25		H24B-SM-2L-M25	1 007 01 0000675
2M25		H24B-SM-2L-2M25	1 007 01 0000676
PG16		H24B-SM-2L-PG16	1 007 01 0000677
2PG16		H24B-SM-2L-2PG16	1 007 01 0000678
PG21		H24B-SM-2L-PG21	1 007 01 0000679
2PG21		H24B-SM-2L-2PG21	1 007 01 0000680



### 下壳高结构 封底 / Housings, Surface Mounting



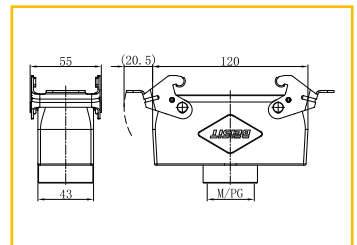
M25		H24B-SMH-2L-M25	1 007 01 0000683
2M25		H24B-SMH-2L-2M25	1 007 01 0000684
M32		H24B-SMH-2L-M32	1 007 01 0000685
2M32		H24B-SMH-2L-2M32	1 007 01 0000686
PG16		H24B-SMH-2L-PG16	1 007 01 0000687
2PG16		H24B-SMH-2L-2PG16	1 007 01 0000688
PG21		H24B-SMH-2L-PG21	1 007 01 0000689
2PG21		H24B-SMH-2L-2PG21	1 007 01 0000690
PG29		H24B-SMH-2L-PG29	1 007 01 0000691
2PG29		H24B-SMH-2L-2PG29	1 007 01 0000692



### 外壳 中继 / Housings, Cable To Cable



M20		H24B-CTC-2L-M20	1 007 01 0000727
M25		H24B-CTC-2L-M25	1 007 01 0000728
M32		H24B-CTC-2L-M32	1 007 01 0000729
PG13.5		H24B-CTC-2L-PG13.5	1 007 01 0000730
PG16		H24B-CTC-2L-PG16	1 007 01 0000731
PG21		H24B-CTC-2L-PG21	1 007 01 0000732
PG29		H24B-CTC-2L-PG29	1 007 01 0000733





# 外壳 Housing

→ Size 24B

IP65

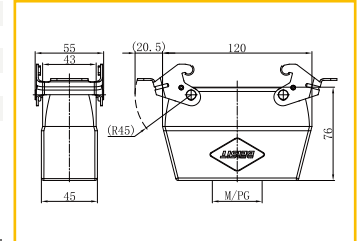
材料 Material: 金属外壳 Metal Hoods

Identification	Thread	Product Model	Order No.	Dimensions mm
----------------	--------	---------------	-----------	---------------

## 外壳 中继 / Housings, Cable To Cable



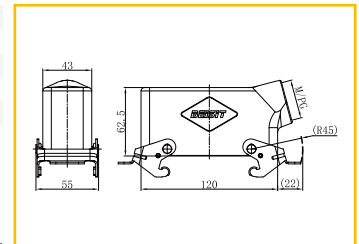
M25	H24B-CTCH-2L-M25	1 007 01 0000735
M32	H24B-CTCH-2L-M32	1 007 01 0000736
PG16	H24B-CTCH-2L-PG16	1 007 01 0000738
PG21	H24B-CTCH-2L-PG21	1 007 01 0000739
PG29	H24B-CTCH-2L-PG29	1 007 01 0000740



## 上壳 侧出线 / Hoods, Side Entry



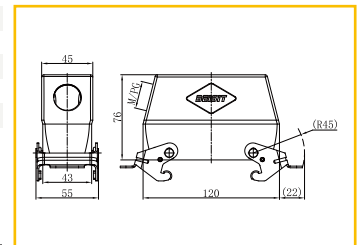
M20	H24B-SO-2L-M20	1 007 01 0000607
M25	H24B-SO-2L-M25	1 007 01 0000608
M32	H24B-SO-2L-M32	1 007 01 0000609
PG13.5	H24B-SO-2L-PG13.5	1 007 01 0000610
PG16	H24B-SO-2L-PG16	1 007 01 0000611
PG21	H24B-SO-2L-PG21	1 007 01 0000612



## 上壳高结构 侧出线 / Hoods, Side Entry, High Construction



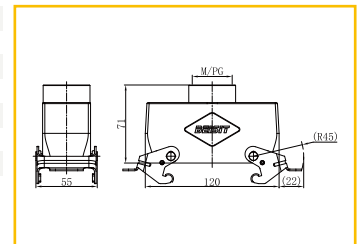
M25	H24B-SOH-2L-M25	1 007 01 0000614
M32	H24B-SOH-2L-M32	1 007 01 0000615
PG16	H24B-SOH-2L-PG16	1 007 01 0000617
PG21	H24B-SOH-2L-PG21	1 007 01 0000618
PG29	H24B-SOH-2L-PG29	1 007 01 0000619



## 上壳 顶出线 / Hoods, Top Entry



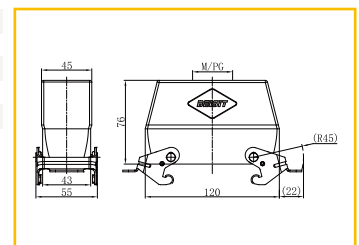
M20	H24B-TO-2L-M20	1 007 01 0000620
M25	H24B-TO-2L-M25	1 007 01 0000621
M32	H24B-TO-2L-M32	1 007 01 0000622
PG13.5	H24B-TO-2L-PG13.5	1 007 01 0000623
PG16	H24B-TO-2L-PG16	1 007 01 0000624
PG21	H24B-TO-2L-PG21	1 007 01 0000625
PG29	H24B-TO-2L-PG29	1 007 01 0000626



## 上壳高结构 顶出线 / Hoods, Top Entry, High Construction



M25	H24B-TOH-2L-M25	1 007 01 0000628
M32	H24B-TOH-2L-M32	1 007 01 0000629
PG16	H24B-TOH-2L-PG16	1 007 01 0000631
PG21	H24B-TOH-2L-PG21	1 007 01 0000632
PG29	H24B-TOH-2L-PG29	1 007 01 0000633



外壳  
Housing

→ Size 24B

IP65

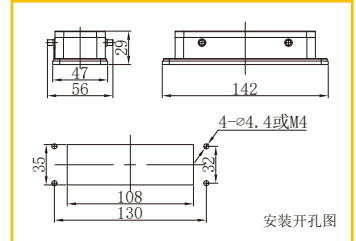
材料 Material: 金属外壳 Metal Hoods

Identification	Thread	Product Model	Order No.	Dimensions mm
----------------	--------	---------------	-----------	---------------

下壳 不封底 / Housings, Bulkhead Mounting



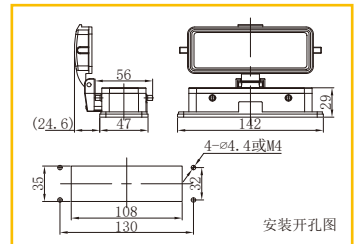
H24B-OM-4PR 1 007 01 0000693



下壳 不封底 / Housings, Bulkhead Mounting



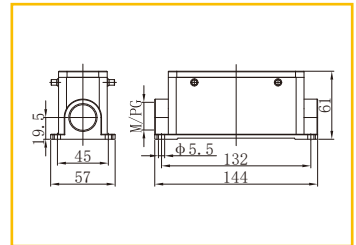
H24B-OM-4PR-PC 1 007 01 0000694



下壳 封底 / Housings, Surface Mounting



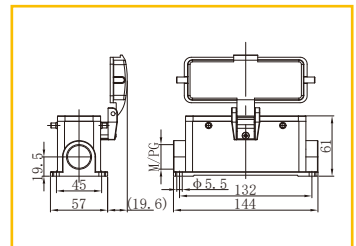
M20	H24B-SM-4PR-M20	1 007 01 0000695
2M20	H24B-SM-4PR-2M20	1 007 01 0000696
M25	H24B-SM-4PR-M25	1 007 01 0000697
2M25	H24B-SM-4PR-2M25	1 007 01 0000698
PG16	H24B-SM-4PR-PG16	1 007 01 0000699
2PG16	H24B-SM-4PR-2PG16	1 007 01 0000700
PG21	H24B-SM-4PR-PG21	1 007 01 0000701
2PG21	H24B-SM-4PR-2PG21	1 007 01 0000702



下壳 封底 / Housings, Surface Mounting



M20	H24B-SM-4PR-PC-M20	1 007 01 0000703
2M20	H24B-SM-4PR-PC-2M20	1 007 01 0000704
M25	H24B-SM-4PR-PC-M25	1 007 01 0000705
2M25	H24B-SM-4PR-PC-2M25	1 007 01 0000706
PG13.5	H24B-SM-4PR-PC-PG13.5	1 007 01 0000707
2PG13.5	H24B-SM-4PR-PC-2PG13.5	1 007 01 0000708
PG16	H24B-SM-4PR-PC-PG16	1 007 01 0000709
2PG16	H24B-SM-4PR-PC-2PG16	1 007 01 0000710
PG21	H24B-SM-4PR-PC-PG21	1 007 01 0000711
2PG21	H24B-SM-4PR-PC-2PG21	1 007 01 0000712



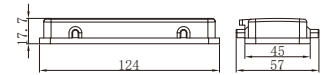
材料 Material: 金属外壳 Metal Hoods

Identification	Thread	Product Model	Order No.	Dimensions mm
----------------	--------	---------------	-----------	---------------

保护盖 / Protection Covers



		H24B-PC-4P	1 007 02 000069
		H24B-PC-4P-N	1 007 02 000070
		H24B-PC-4P-NT	1 007 02 000071
		H24B-PC-4P-M	1 007 02 000072
		H24B-PC-4P-MT	1 007 02 000073

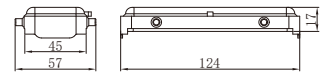


配上壳, 其他配下壳 For Hoods, Other For Housings

保护盖 / Protection Covers



		H24B-PC2-4P-N	1 007 02 000074
		H24B-PC2-4P-NT	1 007 02 000075
		H24B-PC2-4P-NG	1 007 02 000076
		H24B-PC2-4P-NTG	1 007 02 000077
		H24B-PC2-4P-M	1 007 02 000078
		H24B-PC2-4P-MT	1 007 02 000079
		H24B-PC2-4P-MG	1 007 02 000080
		H24B-PC2-4P-MTG	1 007 02 000081

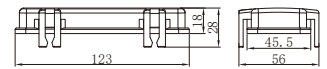


配上壳, 其他配下壳 For Hoods, Other For Housings

保护盖 / Protection Covers



		H24B-PC-4S	1 007 02 000082
		H24B-PC-4S-N	1 007 02 000083
		H24B-PC-4S-NT	1 007 02 000084
		H24B-PC-4S-M	1 007 02 000085
		H24B-PC-4S-MT	1 007 02 000086

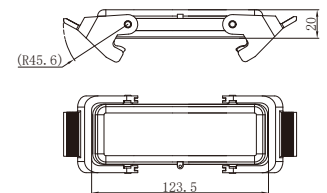


配上壳, 其他配下壳 For Hoods, Other For Housings

保护盖 / Protection Covers



		H24B-PC-2LP	1 007 02 000087
		H24B-PC-2LP-N	1 007 02 000088
		H24B-PC-2LP-NT	1 007 02 000089
		H24B-PC-2L-M	1 007 02 000090
		H24B-PC-2LP-MT	1 007 02 000091



配上壳, 其他配下壳 For Hoods, Other For Housings

外壳  
Housing

→ Size 32B

IP65

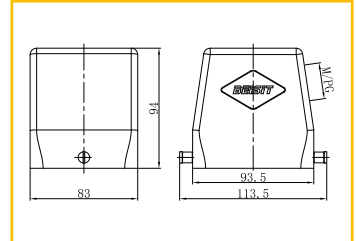
材料 Material: 金属外壳 Metal Hoods

Identification	Thread	Product Model	Order No.	Dimensions mm
----------------	--------	---------------	-----------	---------------

上壳 侧出线 / Hoods, Side Entry



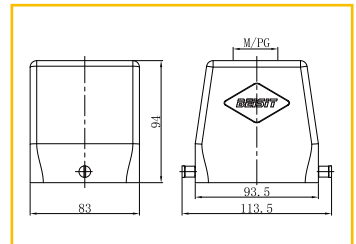
M32		H32B-SO-2PR-M32	1 007 01 0000752
M40		H32B-SO-2PR-M40	1 007 01 0000753
M50		H32B-SO-2PR-M50	1 007 01 0000754
PG21		H32B-SO-2PR-PG21	1 007 01 0000755
PG29		H32B-SO-2PR-PG29	1 007 01 0000756
PG36		H32B-SO-2PR-PG36	1 007 01 0000757
PG42		H32B-SO-2PR-PG42	1 007 01 0000758



上壳 顶出线 / Hoods, Top Entry



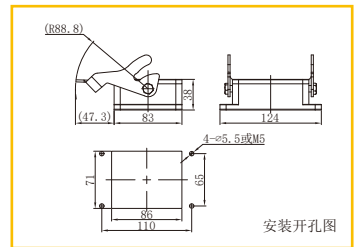
M32		H32B-TO-2PR-M32	1 007 01 0000759
M40		H32B-TO-2PR-M40	1 007 01 0000760
M50		H32B-TO-2PR-M50	1 007 01 0000761
PG21		H32B-TO-2PR-PG21	1 007 01 0000762
PG29		H32B-TO-2PR-PG29	1 007 01 0000763
PG36		H32B-TO-2PR-PG36	1 007 01 0000764
PG42		H32B-TO-2PR-PG42	1 007 01 0000765



下壳 不封底 / Housings, Bulkhead Mounting



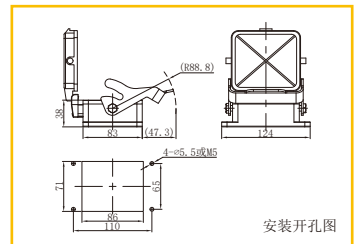
		H32B-OM-1L	1 007 01 0000807
--	--	------------	------------------



下壳 不封底 / Housings, Bulkhead Mounting



		H32B-OM-1L-PC	1 007 01 0000808
--	--	---------------	------------------



# 外壳

Housing

→ Size 32B

IP65

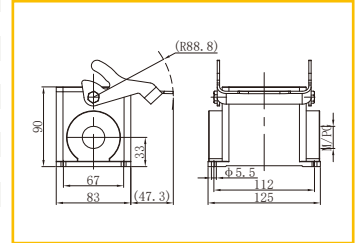
材料 Material: 金属外壳 Metal Hoods

Identification	Thread	Product Model	Order No.	Dimensions mm
----------------	--------	---------------	-----------	---------------

### 下壳 封底 / Housings, Surface Mounting



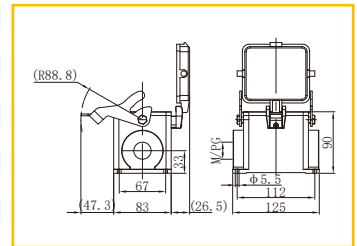
M25	H32B-SM-1L-M25	1 007 01 0000809
2M25	H32B-SM-1L-2M25	1 007 01 0000810
M32	H32B-SM-1L-M32	1 007 01 0000811
2M32	H32B-SM-1L-2M32	1 007 01 0000812
M40	H32B-SM-1L-M40	1 007 01 0000813
2M40	H32B-SM-1L-2M40	1 007 01 0000814
PG29	H32B-SM-1L-PG29	1 007 01 0000815
2PG29	H32B-SM-1L-2PG29	1 007 01 0000816
PG36	H32B-SM-1L-PG36	1 007 01 0000817
2PG36	H32B-SM-1L-2PG36	1 007 01 0000818



### 下壳 封底 / Housings, Surface Mounting



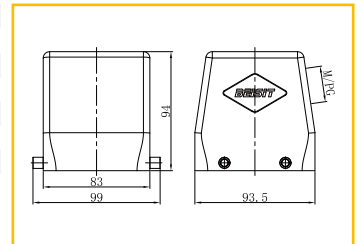
M25	H32B-SM-1L-PC-M25	1 007 01 0000819
2M25	H32B-SM-1L-PC-2M25	1 007 01 0000820
M32	H32B-SM-1L-PC-M32	1 007 01 0000821
2M32	H32B-SM-1L-PC-2M32	1 007 01 0000822
M40	H32B-SM-1L-PC-M40	1 007 01 0000823
2M40	H32B-SM-1L-PC-2M40	1 007 01 0000824
PG29	H32B-SM-1L-PC-PG29	1 007 01 0000825
2PG29	H32B-SM-1L-PC-2PG29	1 007 01 0000826
PG36	H32B-SM-1L-PC-PG36	1 007 01 0000827
2PG36	H32B-SM-1L-PC-2PG36	1 007 01 0000828



### 上壳 侧出线 / Hoods, Side Entry



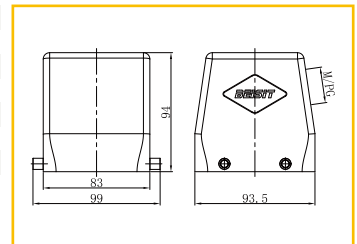
M32	H32B-SO-4PR-M32	1 007 01 0000766
M40	H32B-SO-4PR-M40	1 007 01 0000767
M50	H32B-SO-4PR-M50	1 007 01 0000768
PG21	H32B-SO-4PR-PG21	1 007 01 0000769
PG29	H32B-SO-4PR-PG29	1 007 01 0000770
PG36	H32B-SO-4PR-PG36	1 007 01 0000771
PG42	H32B-SO-4PR-PG42	1 007 01 0000772



### 上壳 顶出线 / Hoods, Top Entry



M32	H32B-TO-4PR-M32	1 007 01 0000773
M40	H32B-TO-4PR-M40	1 007 01 0000774
M50	H32B-TO-4PR-M50	1 007 01 0000775
PG21	H32B-TO-4PR-PG21	1 007 01 0000776
PG29	H32B-TO-4PR-PG29	1 007 01 0000777
PG36	H32B-TO-4PR-PG36	1 007 01 0000778
PG42	H32B-TO-4PR-PG42	1 007 01 0000779



# 外壳

Housing

→ Size 32B

IP65

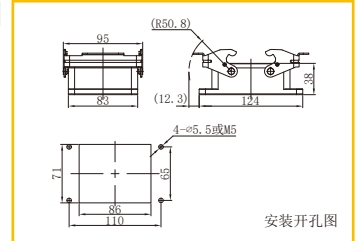
材料 Material: 金属外壳 Metal Hoods

Identification	Thread	Product Model	Order No.	Dimensions mm
----------------	--------	---------------	-----------	---------------

## 下壳 不封底 / Housings, Bulkhead Mounting



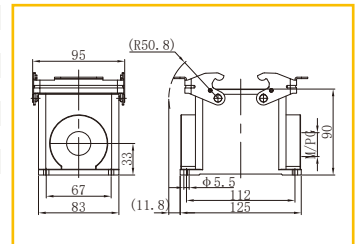
H32B-OM-2L	1 007 01 0000792
------------	------------------



## 下壳 封底 / Housings, Surface Mounting



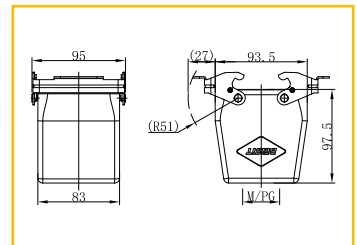
M32	H32B-SM-2L-M32	1 007 01 0000793
2M32	H32B-SM-2L-2M32	1 007 01 0000794
M40	H32B-SM-2L-M40	1 007 01 0000795
2M40	H32B-SM-2L-2M40	1 007 01 0000796
PG29	H32B-SM-2L-PG29	1 007 01 0000797
2PG29	H32B-SM-2L-2PG29	1 007 01 0000798
PG36	H32B-SM-2L-PG36	1 007 01 0000799
2PG36	H32B-SM-2L-2PG36	1 007 01 0000800



## 外壳 中继 / Housings, Cable To Cable



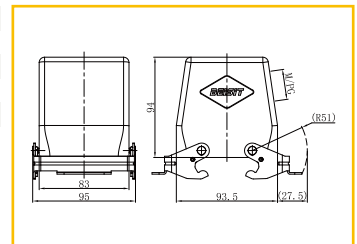
M32	H32B-CTC-2L-M32	1 007 01 0000801
M40	H32B-CTC-2L-M40	1 007 01 0000802
M50	H32B-CTC-2L-M50	1 007 01 0000803
PG29	H32B-CTC-2L-PG29	1 007 01 0000804
PG36	H32B-CTC-2L-PG36	1 007 01 0000805
PG42	H32B-CTC-2L-PG42	1 007 01 0000806



## 上壳 侧出线 / Hoods, Side Entry



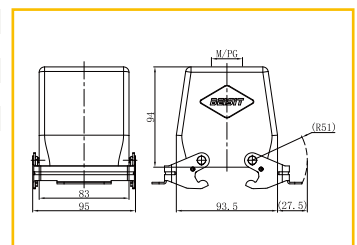
M32	H32B-SO-2L-M32	1 007 01 0000780
M40	H32B-SO-2L-M40	1 007 01 0000781
M50	H32B-SO-2L-M50	1 007 01 0000782
PG29	H32B-SO-2L-PG29	1 007 01 0000783
PG36	H32B-SO-2L-PG36	1 007 01 0000784
PG42	H32B-SO-2L-PG42	1 007 01 0000785



## 上壳 顶出线 / Hoods, Top Entry



M32	H32B-TO-2L-M32	1 007 01 0000786
M40	H32B-TO-2L-M40	1 007 01 0000787
M50	H32B-TO-2L-M50	1 007 01 0000788
PG29	H32B-TO-2L-PG29	1 007 01 0000789
PG36	H32B-TO-2L-PG36	1 007 01 0000790
PG42	H32B-TO-2L-PG42	1 007 01 0000791



外壳  
Housing

→ Size 32B

IP65

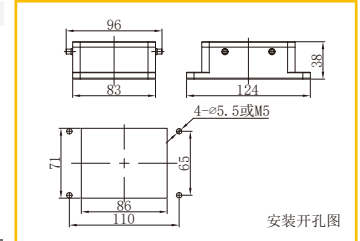
材料 Material: 金属外壳 Metal Hoods

Identification	Thread	Product Model	Order No.	Dimensions mm
----------------	--------	---------------	-----------	---------------

下壳 不封底 / Housings, Bulkhead Mounting



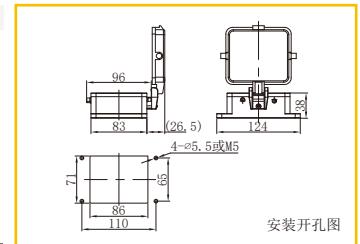
H32B-OM-4PR 1 007 01 0000829



下壳 不封底 / Housings, Bulkhead Mounting



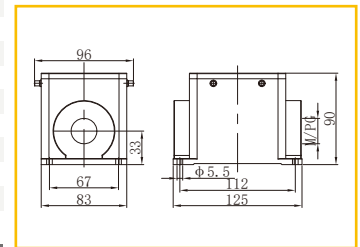
H32B-OM-4PR-PC 1 007 01 0000830



下壳 封底 / Housings, Surface Mounting



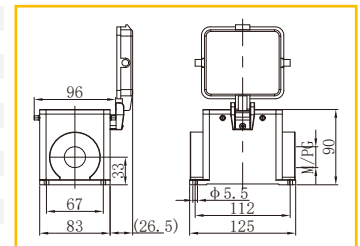
M25	H32B-SM-4PR-M25	1 007 01 0000831
2M25	H32B-SM-4PR-2M25	1 007 01 0000832
M32	H32B-SM-4PR-M32	1 007 01 0000833
2M32	H32B-SM-4PR-2M32	1 007 01 0000834
M40	H32B-SM-4PR-M40	1 007 01 0000835
2M40	H32B-SM-4PR-2M40	1 007 01 0000836
PG29	H32B-SM-4PR-PG29	1 007 01 0000837
2PG29	H32B-SM-4PR-2PG29	1 007 01 0000838
PG36	H32B-SM-4PR-PG36	1 007 01 0000839
2PG36	H32B-SM-4PR-2PG36	1 007 01 0000840



下壳 封底 / Housings, Surface Mounting



M25	H32B-SM-4PR-PC-M25	1 007 01 0000841
2M25	H32B-SM-4PR-PC-2M25	1 007 01 0000842
M32	H32B-SM-4PR-PC-M32	1 007 01 0000843
2M32	H32B-SM-4PR-PC-2M32	1 007 01 0000844
M40	H32B-SM-4PR-PC-M40	1 007 01 0000845
2M40	H32B-SM-4PR-PC-2M40	1 007 01 0000846
PG29	H32B-SM-4PR-PC-PG29	1 007 01 0000847
2PG29	H32B-SM-4PR-PC-2PG29	1 007 01 0000848
PG36	H32B-SM-4PR-PC-PG36	1 007 01 0000849
2PG36	H32B-SM-4PR-PC-2PG36	1 007 01 0000850



外壳  
Housing

→ Size 48B

IP65

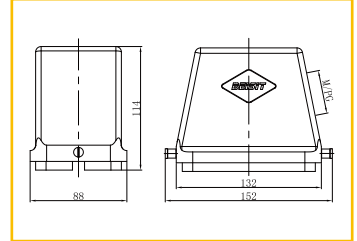
材料 Material: 金属外壳 Metal Hoods

Identification	Thread	Product Model	Order No.	Dimensions mm
----------------	--------	---------------	-----------	---------------

上壳 侧出线 / Hoods, Side Entry



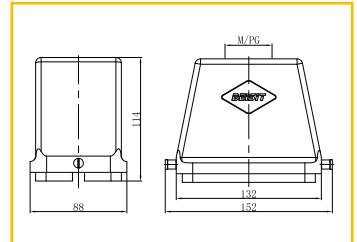
M32		H48B-SO-2PR-M32	1 007 01 0000851
M40		H48B-SO-2PR-M40	1 007 01 0000852
M50		H48B-SO-2PR-M50	1 007 01 0000853
PG29		H48B-SO-2PR-PG29	1 007 01 0000854
PG36		H48B-SO-2PR-PG36	1 007 01 0000855
PG42		H48B-SO-2PR-PG42	1 007 01 0000856



上壳 顶出线 / Hoods, Op Entry



M32		H48B-TO-2PR-M32	1 007 01 0000857
M40		H48B-TO-2PR-M40	1 007 01 0000858
M50		H48B-TO-2PR-M50	1 007 01 0000859
PG29		H48B-TO-2PR-PG29	1 007 01 0000860
PG36		H48B-TO-2PR-PG36	1 007 01 0000861
PG42		H48B-TO-2PR-PG42	1 007 01 0000862





外壳  
Housing

→ Size 48B

IP65

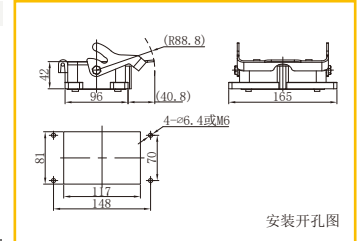
材料 Material: 金属外壳 Metal Hoods

Identification	Thread	Product Model	Order No.	Dimensions mm
----------------	--------	---------------	-----------	---------------

下壳 不封底 / Housings, Bulkhead Mounting



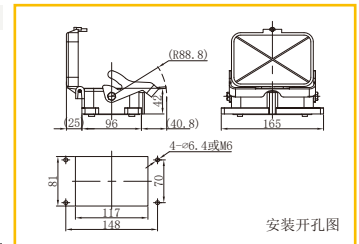
H48B-OM-1L 1 007 01 0000863



下壳 不封底 / Housings, Bulkhead Mounting



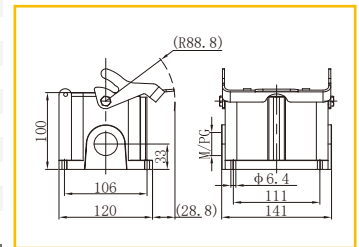
H48B-OM-1L-PC 1 007 01 0000864



下壳 封底 / Housings, Surface Mounting



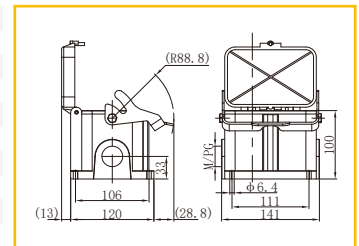
M25	H48B-SM-1L-M25	1 007 01 0000865
2M25	H48B-SM-1L-2M25	1 007 01 0000866
M32	H48B-SM-1L-M32	1 007 01 0000867
2M32	H48B-SM-1L-2M32	1 007 01 0000868
M40	H48B-SM-1L-M40	1 007 01 0000869
2M40	H48B-SM-1L-2M40	1 007 01 0000870
PG29	H48B-SM-1L-PG29	1 007 01 0000871
2PG29	H48B-SM-1L-2PG29	1 007 01 0000872
PG36	H48B-SM-1L-PG36	1 007 01 0000873
2PG36	H48B-SM-1L-2PG36	1 007 01 0000874



下壳 封底 / Housings, Surface Mounting



M25	H48B-SM-1L-PC-M25	1 007 01 0000875
2M25	H48B-SM-1L-PC-2M25	1 007 01 0000876
M32	H48B-SM-1L-PC-M32	1 007 01 0000877
2M32	H48B-SM-1L-PC-2M32	1 007 01 0000878
M40	H48B-SM-1L-PC-M40	1 007 01 0000879
2M40	H48B-SM-1L-PC-2M40	1 007 01 0000880
PG29	H48B-SM-1L-PC-PG29	1 007 01 0000881
2PG29	H48B-SM-1L-PC-2PG29	1 007 01 0000882
PG36	H48B-SM-1L-PC-PG36	1 007 01 0000883
2PG36	H48B-SM-1L-PC-2PG36	1 007 01 0000884



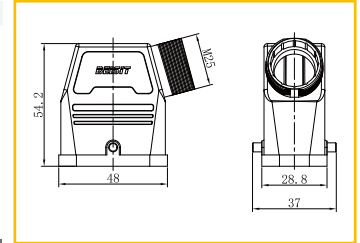
材料 Material: 塑料外壳 Plastic Hoods

Identification	Thread	Product Model	Order No.	Dimensions mm
----------------	--------	---------------	-----------	---------------

上壳 侧出线 / Hoods, Side Entry



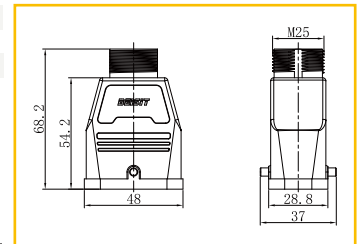
M25	HCP-SO-2P-M25	1 007 10 000002
-----	---------------	-----------------



上壳 顶出线 / Hoods, Top Entry



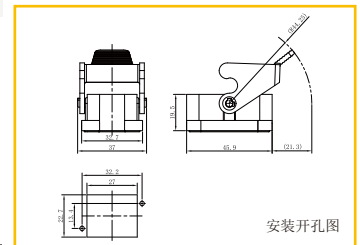
M25	HCP-TO-2P-M25	1 007 10 000004
PG16	HCP-TO-2P-PG16	1 007 10 000003
PG21	HCP-TO-2P-PG21	1 007 10 000005



下壳 不封底 / Housings, Bulkhead Mounting



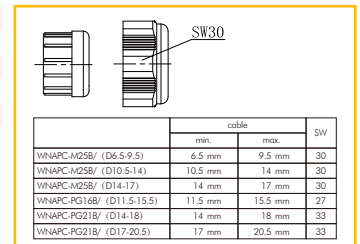
/	HCP-OM-1L	1 007 10 000009
---	-----------	-----------------



电缆接头 用于上壳 / Cable Gland, For Housings



M25	WNAPC-M25B(D6.5-9.5)	102 112 018 2002
M25	WNAPC-M25B(D10.5-14)	102 112 018 2004
M25	WNAPC-M25B(D14-17)	102 112 018 2006
PG16	WNAPC-PG16B(D11.5-15.5)	102 112 005 2002
PG21	WNAPC-PG21B(D14-18)	102 112 006 2002
PG21	WNAPC-PG21B(D17-20.5)	102 112 006 2004





退针器

适用于16A接触件

型号: BST-TZ01

订货号: 1 003 01 0000002

Removal Tool

Applicable To 16A Contact

Designation:BST-TZ01

Order No.1 003 01 0000002



冷压钳

适用于接触件压接

型号: BST-SLY01

订货号: 1 003 03 0000001

Crimping Tool

Suitable For Contact Crimping

Designation:BST-SLY01

Order No.1 003 03 0000001



退针器

适用于10A接触件

型号: BST-TZ02


订货号: 1 003 01 0000003

Removal Tool

Applicable to 10A Contact

Designation:BST-TZ02

Order No.1 003 01 0000003



气动压接钳

适用于接触件压接

型号: BST-QLY01

订货号: 1 003 03 0000002

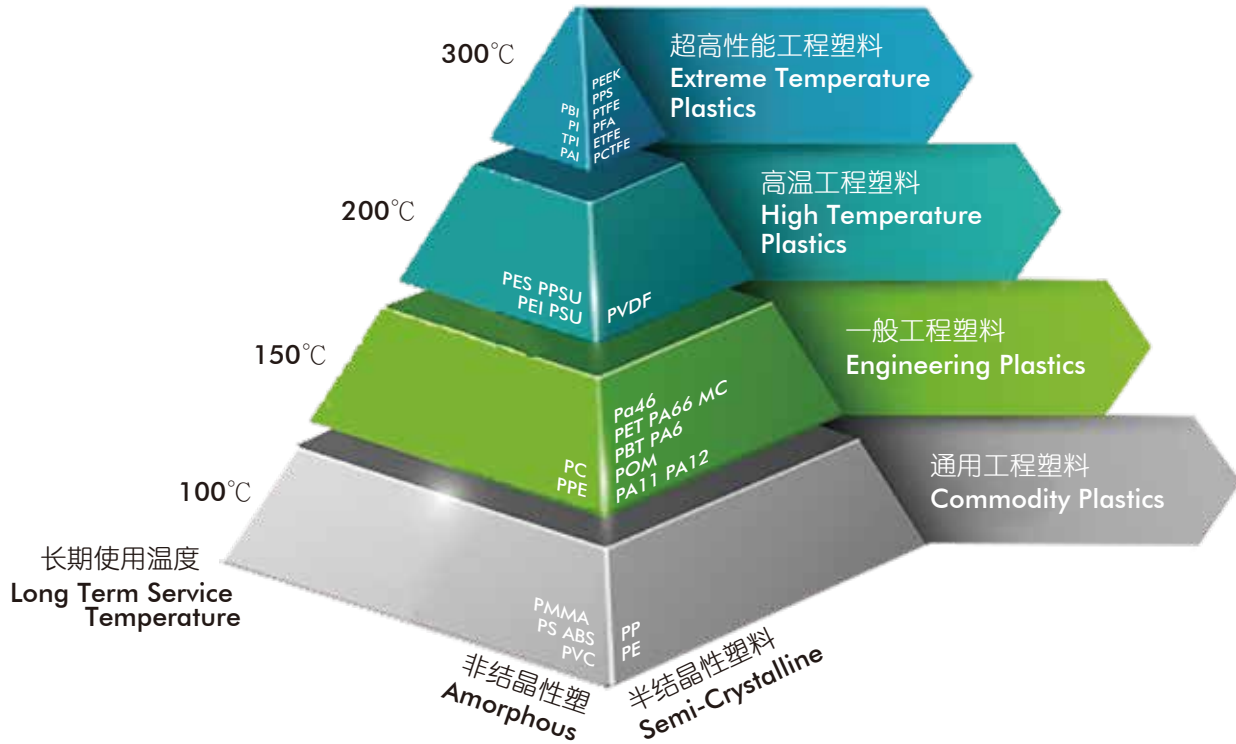
Pneumatic Crimping Tool

Suitable For Contact Crimping

Designation:BST-QLY01

Order No.1 003 03 0000002

材料名称 Material Brand No.	材料特性 Material Characteristics	应用 Application
纯铜 Pure Copper	<p>含铜量最高的铜，呈紫红色又称紫铜。</p> <p>Pure copper is the copper with the highest copper content, and it is purple-red, also known as red copper.</p>	<p>纯铜的电导率和热导率仅次于纯银，具有很好的导电和导热性能。常用于制造电线、电缆、电刷和制造须防磁性干扰的磁学仪器、仪表等。</p> <p>The electrical conductivity and thermal conductivity of pure copper is second only to pure silver, and it has good electrical and thermal conductivity. It is often used in the manufacture of wires, cables, brushes, and the manufacture of magnetic instruments and meters that must be protected from magnetic interference.</p>
黄铜 Brass	<p>由铜和锌为主要元素所组成的合金材料，呈金黄色。</p> <p>由铜、锌两种元素组成的铜合金称为普通黄铜，主要用于制造阀门、水管和散热器等。</p> <p>Brass is an alloy material composed of copper and zinc as the main elements, and it is golden yellow color. The copper alloy composed of copper and zinc is called common brass, which is mainly used to make valves, water pipes, and radiators.</p>	<p>由两种（如：铜、锌、铅、锡、锰、镍、铁、硅等）以上元素组成的铜合金称为特殊黄铜，它强度高、硬度大、耐化学腐蚀，易切削、耐磨，机械性能突出，主要用于铸造、机加黄铜零件等。</p> <p>The copper alloy composed of two elements (such as copper, zinc, lead, tin, manganese, nickel, iron, silicon, etc.) is called special brass. It has high strength, high hardness, chemical corrosion resistance, easy cutting, and resistance. Grinding, outstanding mechanical properties, mainly used for casting, machined brass parts, etc.</p>
白铜 Cupronickel	<p>由铜和镍为主要元素所组成的合金材料，呈银白色。</p> <p>由铜、镍两种元素组成的铜合金称为普通白铜。</p> <p>由两种（如：铜、镍、锰、铁、锌、铝等）以上元素组成的铜合金称为特殊复杂白铜。</p> <p>Cupronickel is an alloy material composed of copper and nickel as the main elements, and it is silver-white color. The copper alloy composed of copper and nickel is called common cupronickel. Copper alloys composed of two elements (such as copper, nickel, manganese, iron, zinc, aluminum, etc.) are called special complex cupronickel.</p>	<p>工业用白铜分为结构白铜和电工白铜两大类：结构白铜机械性能好、耐腐蚀性、色泽美观，主要用于制造精密机械、配件、化工机械和船舶构件等；电工白铜具有良好的热电性能（如：锰铜、康铜、考铜），主要用于制造精密电仪器、变阻器、精密电阻、应变片、热电偶等。</p> <p>Industrial cupronickel is divided into two categories: structural cupronickel and electrical cupronickel: structural cupronickel has good mechanical properties, corrosion resistance, and beautiful color. It is mainly used to manufacture precision machinery, accessories, chemical machinery, and ship components; electrical cupronickel has good thermoelectric properties (Such as manganese bronze, constantan, copper), mainly used to manufacture precision electrical instruments, varistors, precision resistors, strain gauges, thermocouples, etc.</p>
青铜 Bronze	<p>由铜和锡或铅为主要元素所组成的合金材料，是除黄铜、白铜以外的第三类铜合金。</p> <p>青铜具有低熔点、硬度高、可塑性强、耐磨、耐腐蚀、色泽光亮等特点，主要用于铸造各种器具、机械零件等。</p> <p>Bronze is an alloy material composed of copper and tin or leads as the main elements. It is the third type of copper alloy except for brass and cupronickel. Bronze has the characteristics of low melting point, high hardness, strong plasticity, wear resistance, corrosion resistance, and bright color. It is mainly used for casting various appliances and mechanical parts.</p>	<p>添加其它主要元素的青铜合金可用于特定的行业，如：适用于机械行业的锡青铜、铅青铜、铝青铜；适用于电子行业的磷青铜、铍青铜。</p> <p>Bronze alloys with other main elements added can be used in specific industries, such as tin bronze, lead bronze, and aluminum bronze for the machinery industry; phosphor bronze and beryllium bronze for the electronics industry.</p>
奥氏体不锈钢 Austenitic stainless steel	<p>奥氏体不锈钢是指在常温下具有奥氏体组织的不锈钢。</p> <p>奥氏体不锈钢无磁性而且具有高韧性和塑性，但强度较低不能通过相变使之强化，仅能通过冷加工进行强化。</p> <p>Austenitic stainless steel refers to stainless steel that has an austenitic structure at room temperature. Austenitic stainless steel is non-magnetic and has high toughness and plasticity, but its strength is low and cannot be strengthened by phase transformation. It can only be strengthened by cold working.</p>	<p>奥氏体不锈钢极好的抗腐蚀能力和良好的易切削性，其全面的和良好的综合性能在各行各业中被广泛应用。</p> <p>Austenitic stainless steel has excellent corrosion resistance and good machinability, and its comprehensive and good comprehensive properties are widely used in all walks of life.</p>
马氏体不锈钢 Martensitic stainless steel	<p>马氏体不锈钢是指在常温下具有马氏体组织的不锈钢。</p> <p>马氏体不锈钢具有弱磁性，马氏体不锈钢是一种可以通过热处理（淬火、回火）对其性能进行调整的不锈钢。</p> <p>Martensitic stainless steel refers to stainless steel that has an martensitic structure at room temperature. Martensitic stainless steel is weak and non-magnetic. Martensitic stainless steel is a kind of stainless steel whose properties can be adjusted by heat treatment (quenching and tempering).</p>	<p>马氏体不锈钢良好的抗腐蚀能力，主要用于有防腐蚀及需要零件热处理要求的场合。</p> <p>Martensitic stainless steel has good corrosion resistance and is mainly used in applications where corrosion protection and heat treatment of parts are required.</p>



材料名称 Material brand no.	材料特性 Material Characteristics
结晶性塑料 <i>Crystalline Plastics</i>	<p>有明显熔点(Tm), 固体时分子呈规则排列, 强度较强, 拉力也较强。熔解时比容变化大, 固化后较易收缩, 内应力不易释放出来, 成品不透明, 成形中散热慢, 冷模生产之日后收缩较大, 热模生产之日后收缩较小。</p> <p>Crystalline plastic have a clear melting point (Tm), and when they are in a solid state, the molecules are arranged regularly, with strong strength and strong tensile force. The specific volume changes greatly during melting, it is easier to shrink after solidification, the internal stress is not easy to release, the finished product is opaque, the heat dissipation is slow during forming, the shrinkage is larger after the production of cold molds, and the shrinkage is smaller after the production of hot molds.</p>
非结晶性塑料 <i>Noncrystalline Plastics</i>	<p>无明显熔点, 固体时分子呈不规则排列, 熔解时比容变化不大, 固化后不易收缩, 成品透明性佳, 料温越高色泽越黄, 成形中散热快。</p> <p>Noncrystalline plastic has no obvious melting point. When the state is solid, the molecules are arranged irregularly. The specific volume changes little when melted. It is not easy to shrink after solidification. The finished product has good transparency. The higher the material temperature, the yellower the color and the faster the heat dissipation during forming.</p>

结晶性塑料与非结晶性塑料性能差异 Performance Difference Between

物性 <i>Physical Properties</i>		结晶性 <i>Crystallinity</i>	非结晶性 <i>Non-Crystallinity</i>
比重	Specific Gravity	较高 Higher	较低 Lower
拉伸强度	Tensile Strength	较高 Higher	较低 Lower
拉伸模数	Tensile Modulus	较高 Higher	较低 Lower
延展性或伸长率	Tensile Elongation	较低 Lower	较高 Higher
耐冲击性	Impact Resistance	较低 Lower	较高 Higher
最高使用温度	The Maximun Temperature	较高 Higher	较低 Lower
收缩率及翘曲	Shrinkage and Tlexural	较高 Higher	较低 Lower
流动性	Mobility	较高 Higher	较低 Lower
耐化学性	Chemical Resistance	较高 Higher	较低 Lower
耐磨耗性	Wear Resistance	较高 Higher	较低 Lower
抗蠕变性	Creep	较高 Higher	较低 Lower
硬度	Hardness	较高 Higher	较低 Lower
透明度	Transparency	较低 Lower	较高 Higher
添加玻纤增强效果	Glass-fiber Reinforced	较高 Higher	较低 Lower
尺寸安定性	Dimensional Stability	较差 Worse	较佳 Better
着色性	Colorability	较难 Harder	较易 Easier
耐热性	Heat Resistance	较高 Higher	较低 Lower

# IP防护等级

IP Protection Classification



第一位数码(防止固体异物进入) First Digit(Prevent Solid Foreign Matter From Entering)			第二位数码(防止进水造成有害影响) Second Digit(To Preveng Water)		
IP	要求 Require	示例 Example	IP	要求 Require	示例 Example
0	无防护 No protection against water		0	无防护 No protection against water	无防护 No protection against water
1	直径50mm 以上的球形物体不得完全进入, 手掌手背不得触及危险部件。 Protection against contact with any large area by hand and against large solid foreign bodies with $\varnothing > 50\text{mm}$ .		1	防止垂直下滴水, 允许少量水进入。 Protection against vertical water drips.	
2	直径12.5mm 以上的球形物体不得完全进入, 手指不得触及危险部件。 Protection against contact with the fingers Protection against solid Foreign bodies with $\varnothing > 12.5\text{mm}$ .		2	防止当外壳在15° 范围内倾斜时垂直下滴水, 允许少量水进入。 Protection against water Drips (up to a 15° angle).	
3	直径2.5mm 以上的工具和球形物体不得进入, 如螺丝刀。 Protection against tools wires or similar objects with $\varnothing > 2.5\text{mm}$ , protection against smail foreign solid bodies with $\varnothing 2.5\text{mm}$ .		3	防止与垂直面成60° 范围内的淋水, 允许少量水进入。 Protection against diagonal water drips(up to a 60° angle).	
4	直径1mm 以上的工具和球形物体不得进入, 如金属丝。 Protection against grain-shaped foreign bodies.		4	防止任何方向内的溅水, 允许少量水进入。 Protection against Splashed water from all directions.	
5	允许有限的灰尘掉入(没有有害沉淀)。 Full protection against contact. Protection Against interior injurious dust deposits.		5	防止喷水, 允许少量水进入。 Protection against water (out of a nozzle)From all directions.	
6	完全防止灰尘进入。 Total protectiuvon against contact. Protection against penetration of dust.		6	防止强烈喷水, 允许少量水进入。 Protection against strong water (out of a nozzle) from all directions.	
			7	防止在15mm-1m深的短时浸水。 Protected against temporary immersion.	
			8	防止在15mm-1m深的长时浸水。 Protected against water pressure.	

## 污染等级分类 Pollution Degree

微观环境决定污染对绝缘的影响。然而在考虑微观环境时必须注意到宏观环境，有效地使用封闭式外壳等措施可减少绝缘的污染，但这些减少污染的措施对设备凝露或正常运行中其本身产生的污染可能无效。

The micro-environment determines the effect of pollution on the insulation. The macro-environment, however, has to be taken into account when considering the micro-environment. Means may be provided to reduce pollution at the insulation under consideration by effective use of enclosures, encapsulation or hermetic sealing. Such means to reduce pollution may not be effective when the equipment is subject to condensation or if, in normal operation, it generates pollutants itself.

在潮湿的情况下污染物（水、油烟、金属尘埃、碳尘埃）将会变为导电性污染。

Pollution will become conductive in the presence of humidity. Pollution caused by contaminated water, soot, metal or carbon dust is inherently conductive.

在特定的情况下电离气体或金属沉积物同样会引起导电性污染。

Conductive pollution by ionized gasses and metallic deposits occurs only on specific instances.

污染等级 I Pollution degree 1	无污染或仅有干燥的、非导电性的污染。该污染没有任何影响。 如计算机和测量仪器室等干净、干燥的房间。 No pollution or only dry, non-conductive pollution occurs, this pollution has no influence. For example, clean, dry rooms, such as computer and measuring instrument rooms.
污染等级 II Pollution degree 2	一般仅有非导电性污染，然而必须预期到凝露会偶然发生短暂的导电性污染。 如住宅、销售和其他商业场所，精密工程车间、实验室、测试室、医疗用途的房间。 Generally, only non-conductive pollution occurs except that occasionally a temporary conductivity caused by condensation is to be expected. Such as in residential, sales and other business premises, precision engineering workshops, laboratories, testing bays and rooms for medical purposes.
污染等级 III Pollution degree 3	有导电性污染或由预期的凝露使干燥的非导电性污染变为导电性污染。 如用于工业、商业和农业处所、未加热的储藏室、车间或锅炉房，安装在机床设备上的电气设施。 Conductive pollution occurs or dry non-conductive pollution occurs which becomes conductive due to condensation which is to be expected. Such as electrical facilities used in industrial, commercial and agricultural places, unheated storage rooms, workshops or boiler rooms, installed on machine tool equipment.
污染等级 IV Pollution degree 4	造成持久的导电性污染，例如由于导电尘埃或雨或其它潮湿条件所引起的污染。 如在室外或外部区域，安装在机车或有轨电车车顶上的设备。 Continuous conductivity occurs due to conductive dust, rain or other wet conditions. Such as in outdoor or exterior areas such as equipment mounted on the roofs of locomotives or tramcars.



不同过电压控制方式的电源系统的标称电压 Nominal Voltage of Power System With Different Overvoltage Control Methods

表1. 内在控制或相当的保护控制 Internal Control or Equivalent Protective Control

从交流或直流标称电压 导出线对中性点电压 <sup>1)</sup> (小于或等于) 单位:V Voltage line to-neutral derived from nominal voltages A.C. or D.C. (up to and including) Unit: V	世界上目前使用的标称电压 Nominal voltage presently used in the world				设备额定冲击电压 <sup>1)</sup> / V Rated impulse voltage for equipment			
	三相四线系统 中性点接地 单位:V Three-phase 4-wire systems with earthed neutral Unit: V	三相三线系统 不接地 单位:V Three-phase 3-wire systems earthed or unearthed Unit: V	单相二线系统 交流或直流 单位:V Single-phase 2-wire systems A.C. or D.C. Unit: V	单相三线系统 交流或直流 单位:V Single-phase 3-wire systems A.C. or D.C. Unit: V	过电压类别 单位:V Overvoltage category Unit: V			
					I	II	III	IV
50			12.5, 24, 25, 30, 42, 48	30~60	330	500	800	1500
100	66/115	66	60		500	800	1500	2500
150	120/208*, 127/220	115, 120, 127	100**, 110, 120	100~200**, 110~220, 120~240	800	1500	2500	4000
300	220/380, 230/400, 240/415, 260/440, 277/480	200**, 220, 230, 240, 260, 277, 347, 380, 400, 415, 440, 480	220	220~440	1500	2500	4000	6000
600	347/600, 380/660, 400/690, 417/720, 480/830	500, 577, 600	480	480~960	2500	4000	6000	8000
1000		660, 690, 720, 830, 1000	1000		4000	6000	8000	12000

· 美国和加拿大实施 \*\*日本实施 Practice in the U.S.A and in Canada \*\*Practice in Japan

过电压类别 I 的设备是连接至具有限制瞬时过电压至相当低水平措施的电路设备, 这些措施应确保能够充分限制所产生的暂时过电压。

如: 保护电子线路达到此水平的设备。

Equipment of overvoltage category I is connected to circuit equipment with measures to limit instantaneous overvoltage to a relatively low level, these measures should be sufficiently restricted to ensure that the generated temporary overvoltage.

Such as: a equipment that protects electronic circuits up to this level.

过电压类别 II 的设备是固定式配电装置供电的耗能设备。

如: 器具、可移动工具及其它家用和类似用途负载。

Equipment of overvoltage category II is energy-consuming equipment supplied by fixed power distribution devices.

Such as: appliances, movable tools and other household and similar loads.

过电压类别 III 的设备是固定式配电装置中的设备, 以及设备的可靠性和适用性必需符合特殊要求。

如: 安装在固定式配电装置中的开关电器和永久连接至固定式配电装置的工业用设备。

Equipment of overvoltage category III is equipment in fixed power distribution devices, and the reliability and applicability of the equipment must meet special requirements.

Such as: switching appliances installed in fixed power distribution devices and industrial equipment permanently connected to fixed power distribution devices.

过电压类别 IV 的设备是使用在配电装置电源端的设备。

如: 测量仪和前级过流保护设备。

Equipment of overvoltage category IV is the equipment used at the power supply side of the power distribution device.

Such as: measuring instrument and front-level overcurrent protection equipment.

冷压连接时压接部分抗张强度 Tensile Strength of Crimping Part During Cold Press Connection

导线导体规格 Conductor Cross-Section		抗张强度 N Tensile Strength N
mm <sup>2</sup>	AWG	
0.05	30	6
0.08	28	11
0.12	26	15
0.14	/	18
0.22	24	28
0.25	/	32
0.32	22	40
0.5	20	60
0.75	/	85
0.82	18	90
1.0	/	108
1.3	16	135
1.5	/	150
2.1	14	200
2.5	/	230
3.3	12	275
4.0	/	310
5.3	10	355
6.0	/	360
8.4	8	370
10.0	/	380

型号 Product Model	货号 Order No.	页码 Page	型号 Product Model	货号 Order No.	页码 Page
BST-QLY01	1 003 03 0000002	160	DSF-1.5	1 007 07 0000013	43
BST-SLY01	1 003 03 0000001	160	DSF-2.5	1 007 07 0000014	43
BST-TZ01	1 003 01 0000002	160	DSM-0.37	1 007 06 0000009	43
BST-TZ02	1 003 01 0000003	160	DSM-0.5	1 007 06 0000010	43
CGF40-1.5	1 007 07 0000040	87	DSM-0.75	1 007 06 0000011	43
CGF40-10	1 007 07 0000044	87	DSM-1.0	1 007 06 0000012	43
CGF40-2.5	1 007 07 0000041	87	DSM-1.5	1 007 06 0000013	43
CGF40-4.0	1 007 07 0000042	87	DSM-2.5	1 007 06 0000014	43
CGF40-6.0	1 007 07 0000043	87	EGF-0.37	1 007 07 0000028	12
CGM40-1.5	1 007 06 0000040	87	EGF-0.5	1 007 07 0000029	12
CGM40-10	1 007 06 0000044	87	EGF-0.75	1 007 07 0000030	12
CGM40-2.5	1 007 06 0000041	87	EGF-1.0	1 007 07 0000031	12
CGM40-4.0	1 007 06 0000042	87	EGF-1.5	1 007 07 0000032	12
CGM40-6.0	1 007 06 0000043	87	EGF-2.5	1 007 07 0000033	12
CSF100-10	1 007 07 0000049	80	EGF-4.0	1 007 07 0000034	12
CSF100-16	1 007 07 0000050	80	EGM-0.37	1 007 06 0000028	12
CSF100-25	1 007 07 0000051	80	EGM-0.5	1 007 06 0000029	12
CSF100-35	1 007 07 0000052	80	EGM-0.75	1 007 06 0000030	12
CSF200-25	1 007 07 0000053	79	EGM-1.0	1 007 06 0000031	12
CSF200-35	1 007 07 0000054	79	EGM-1.5	1 007 06 0000032	12
CSF200-50	1 007 07 0000055	79	EGM-2.5	1 007 06 0000033	12
CSF200-70	1 007 07 0000056	79	EGM-4.0	1 007 06 0000034	12
CSF300-120	1 007 07 0000058	76	ESF-0.37	1 007 07 0000021	12
CSF300-95	1 007 07 0000057	76	ESF-0.5	1 007 07 0000022	12
CSF40-1.5	1 007 07 0000035	87	ESF-0.75	1 007 07 0000023	12
CSF40-10.0	1 007 07 0000039	87	ESF-1.0	1 007 07 0000024	12
CSF40-2.5	1 007 07 0000036	87	ESF-1.5	1 007 07 0000025	12
CSF40-4.0	1 007 07 0000037	87	ESF-2.5	1 007 07 0000026	12
CSF40-6.0	1 007 07 0000038	87	ESF-4.0	1 007 07 0000027	12
CSF70-10	1 007 07 0000046	85	ESM-0.37	1 007 06 0000021	12
CSF70-16	1 007 07 0000047	85	ESM-0.5	1 007 06 0000022	12
CSF70-25	1 007 07 0000048	85	ESM-0.75	1 007 06 0000023	12
CSF70-6.0	1 007 07 0000045	85	ESM-1.0	1 007 06 0000024	12
CSM100-10	1 007 06 0000049	80	ESM-1.5	1 007 06 0000025	12
CSM100-16	1 007 06 0000050	80	ESM-2.5	1 007 06 0000026	12
CSM100-25	1 007 06 0000051	80	ESM-4.0	1 007 06 0000027	12
CSM100-35	1 007 06 0000052	80	H06B-01-ADK-1	1 007 05 0000015	73
CSM200-25	1 007 06 0000053	79	H06B-02-F-1	1 007 05 0000002	70
CSM200-35	1 007 06 0000054	79	H06B-02-F-2	1 007 05 0000035	71
CSM200-50	1 007 06 0000055	79	H06B-02-M-1	1 007 05 0000001	70
CSM200-70	1 007 06 0000056	79	H06B-02-M-2	1 007 05 0000009	71
CSM300-120	1 007 06 0000058	76	H10A-01-F-1	1 007 05 0000014	72
CSM300-95	1 007 06 0000057	76	H10A-01-M-1	1 007 05 0000013	72
CSM40-1.5	1 007 06 0000035	87	H10A-CTC-1L-M20	1 007 01 0000057	124
CSM40-10.0	1 007 06 0000039	87	H10A-CTC-1L-PG16	1 007 01 0000058	124
CSM40-2.5	1 007 06 0000036	87	H10A-OM-1L	1 007 01 0000047	123
CSM40-4.0	1 007 06 0000037	87	H10A-OM-1L-PCG	1 007 01 0000048	123
CSM40-6.0	1 007 06 0000038	87	H10A-SM-1L-2M20	1 007 01 0000040	124
CSM70-10	1 007 06 0000046	85	H10A-SM-1L-2M25	1 007 01 0000042	124
CSM70-16	1 007 06 0000047	85	H10A-SM-1L-2PG16	1 007 01 0000044	124
CSM70-25	1 007 06 0000048	85	H10A-SM-1L-2PG21	1 007 01 0000046	124
CSM70-6.0	1 007 06 0000045	85	H10A-SM-1L-M20	1 007 01 0000039	124
DGF-0.37	1 007 07 0000015	43	H10A-SM-1L-M25	1 007 01 0000041	124
DGF-0.5	1 007 07 0000016	43	H10A-SM-1L-PCG-2M20	1 007 01 0000050	124
DGF-0.75	1 007 07 0000017	43	H10A-SM-1L-PCG-2M25	1 007 01 0000052	124
DGF-1.0	1 007 07 0000018	43	H10A-SM-1L-PCG-2PG16	1 007 01 0000054	124
DGF-1.5	1 007 07 0000019	43	H10A-SM-1L-PCG-2PG21	1 007 01 0000056	124
DGF-2.5	1 007 07 0000020	43	H10A-SM-1L-PCG-M20	1 007 01 0000049	124
DGM-0.37	1 007 06 0000015	43	H10A-SM-1L-PCG-M25	1 007 01 0000051	124
DGM-0.5	1 007 06 0000016	43	H10A-SM-1L-PCG-PG16	1 007 01 0000053	124
DGM-0.75	1 007 06 0000017	43	H10A-SM-1L-PCG-PG21	1 007 01 0000055	124
DGM-1.0	1 007 06 0000018	43	H10A-SM-1L-PG16	1 007 01 0000043	124
DGM-1.5	1 007 06 0000019	43	H10A-SM-1L-PG21	1 007 01 0000045	124
DGM-2.5	1 007 06 0000020	43	H10A-SO-2P-M20	1 007 01 0000031	123
DSF-0.37	1 007 07 0000009	43	H10A-SO-2P-M25	1 007 01 0000032	123
DSF-0.5	1 007 07 0000010	43	H10A-SO-2P-PG16	1 007 01 0000033	123
DSF-0.75	1 007 07 0000011	43	H10A-SO-2P-PG21	1 007 01 0000034	123
DSF-1.0	1 007 07 0000012	43	H10A-TO-2P-M20	1 007 01 0000035	123

型号 Product Model	货号 Order No.	页码 Page	型号 Product Model	货号 Order No.	页码 Page
H10A-TO-2P-M25	1 007 01 0000036	123	H10B-SM-1L-2M25	1 007 01 0000257	133
H10A-TO-2P-PG16	1 007 01 0000037	123	H10B-SM-1L-2PG13.5	1 007 01 0000259	133
H10A-TO-2P-PG21	1 007 01 0000038	123	H10B-SM-1L-2PG16	1 007 01 0000261	133
H10B-01-ADK-1	1 007 05 0000016	73	H10B-SM-1L-M20	1 007 01 0000254	133
H10B-03-F-1	1 007 05 0000004	70	H10B-SM-1L-M25	1 007 01 0000256	133
H10B-03-F-2	1 007 05 0000036	71	H10B-SM-1L-PC-2M20	1 007 01 0000263	133
H10B-03-M-1	1 007 05 0000003	70	H10B-SM-1L-PC-2M25	1 007 01 0000265	133
H10B-03-M-2	1 007 05 0000010	71	H10B-SM-1L-PC-2PG13.5	1 007 01 0000267	133
H10BB-OM-2BH	1 007 01 0000359	141	H10B-SM-1L-PC-2PG16	1 007 01 0000269	133
H10BB-SO-2B-M20	1 007 01 0000349	141	H10B-SM-1L-PC-M20	1 007 01 0000262	133
H10BB-SO-2B-M25	1 007 01 0000350	141	H10B-SM-1L-PC-M25	1 007 01 0000264	133
H10BB-SO-2B-M32	1 007 01 0000351	141	H10B-SM-1L-PC-PG13.5	1 007 01 0000266	133
H10BB-SO-2B-PG16	1 007 01 0000352	141	H10B-SM-1L-PC-PG16	1 007 01 0000268	133
H10BB-SO-2B-PG21	1 007 01 0000353	141	H10B-SM-1L-PG13.5	1 007 01 0000258	133
H10BB-TO-2B-M20	1 007 01 0000354	141	H10B-SM-1L-PG16	1 007 01 0000260	133
H10BB-TO-2B-M25	1 007 01 0000355	141	H10B-SM-2L-2M20	1 007 01 0000288	135
H10BB-TO-2B-M32	1 007 01 0000356	141	H10B-SM-2L-2M25	1 007 01 0000290	135
H10BB-TO-2B-PG16	1 007 01 0000357	141	H10B-SM-2L-2PG13.5	1 007 01 0000292	135
H10BB-TO-2B-PG21	1 007 01 0000358	141	H10B-SM-2L-2PG16	1 007 01 0000294	135
H10B-CTC-1L-M20	1 007 01 0000325	134	H10B-SM-2L-M20	1 007 01 0000287	135
H10B-CTC-1L-M25	1 007 01 0000326	134	H10B-SM-2L-M25	1 007 01 0000289	135
H10B-CTC-1L-M32	1 007 01 0000327	134	H10B-SM-2L-PG13.5	1 007 01 0000291	135
H10B-CTC-1L-PG13.5	1 007 01 0000328	134	H10B-SM-2L-PG16	1 007 01 0000293	135
H10B-CTC-1L-PG16	1 007 01 0000329	134	H10B-SM-4PR-2M20	1 007 01 0000310	137
H10B-CTC-1L-PG21	1 007 01 0000330	134	H10B-SM-4PR-2M25	1 007 01 0000312	137
H10B-CTC-2L-M20	1 007 01 0000337	135	H10B-SM-4PR-2PG13.5	1 007 01 0000314	137
H10B-CTC-2L-M25	1 007 01 0000338	135	H10B-SM-4PR-2PG16	1 007 01 0000316	137
H10B-CTC-2L-M32	1 007 01 0000339	135	H10B-SM-4PR-M20	1 007 01 0000309	137
H10B-CTC-2L-PG13.5	1 007 01 0000340	135	H10B-SM-4PR-M25	1 007 01 0000311	137
H10B-CTC-2L-PG16	1 007 01 0000341	135	H10B-SM-4PR-PC-2M20	1 007 01 0000318	137
H10B-CTC-2L-PG21	1 007 01 0000342	135	H10B-SM-4PR-PC-2M25	1 007 01 0000320	137
H10B-CTCH-1L-M25	1 007 01 0000332	134	H10B-SM-4PR-PC-2PG13.5	1 007 01 0000322	137
H10B-CTCH-1L-M32	1 007 01 0000333	134	H10B-SM-4PR-PC-2PG16	1 007 01 0000324	137
H10B-CTCH-1L-PG16	1 007 01 0000335	134	H10B-SM-4PR-PC-M20	1 007 01 0000317	137
H10B-CTCH-1L-PG21	1 007 01 0000336	134	H10B-SM-4PR-PC-M25	1 007 01 0000319	137
H10B-CTCH-2L-M25	1 007 01 0000344	136	H10B-SM-4PR-PC-PG13.5	1 007 01 0000321	137
H10B-CTCH-2L-M32	1 007 01 0000345	136	H10B-SM-4PR-PC-PG16	1 007 01 0000323	137
H10B-CTCH-2L-PG16	1 007 01 0000347	136	H10B-SM-4PR-PG13.5	1 007 01 0000313	137
H10B-CTCH-2L-PG21	1 007 01 0000348	136	H10B-SM-4PR-PG16	1 007 01 0000315	137
H10B-OM-1L	1 007 01 0000252	132	H10B-SMH-1L-2M25	1 007 01 0000273	133
H10B-OM-1L-PC	1 007 01 0000253	133	H10B-SMH-1L-2PG16	1 007 01 0000275	133
H10B-OM-2L	1 007 01 0000286	135	H10B-SMH-1L-2PG21	1 007 01 0000277	133
H10B-OM-4PR	1 007 01 0000307	137	H10B-SMH-1L-M25	1 007 01 0000272	133
H10B-OM-4PR-PC	1 007 01 0000308	137	H10B-SMH-1L-PC-2M25	1 007 01 0000281	133
H10B-PC2-4P-M	1 007 02 0000032	138	H10B-SMH-1L-PC-2PG16	1 007 01 0000283	133
H10B-PC2-4P-MG	1 007 02 0000034	138	H10B-SMH-1L-PC-2PG21	1 007 01 0000285	133
H10B-PC2-4P-MT	1 007 02 0000033	138	H10B-SMH-1L-PC-M25	1 007 01 0000280	133
H10B-PC2-4P-MTG	1 007 02 0000035	138	H10B-SMH-1L-PC-PG16	1 007 01 0000282	133
H10B-PC2-4P-N	1 007 02 0000028	138	H10B-SMH-1L-PC-PG21	1 007 01 0000284	133
H10B-PC2-4P-NG	1 007 02 0000030	138	H10B-SMH-1L-PG21	1 007 01 0000276	133
H10B-PC2-4P-NT	1 007 02 0000029	138	H10B-SMH-2L-2M25	1 007 01 0000298	135
H10B-PC2-4P-NTG	1 007 02 0000031	138	H10B-SMH-2L-2M32	1 007 01 0000300	135
H10B-PC-2LP	1 007 02 0000041	138	H10B-SMH-2L-2PG16	1 007 01 0000302	135
H10B-PC-2LP-C	1 007 02 0000044	138	H10B-SMH-2L-2PG21	1 007 01 0000304	135
H10B-PC-2LP-CT	1 007 02 0000045	138	H10B-SMH-2L-2PG29	1 007 01 0000306	135
H10B-PC-2LP-N	1 007 02 0000042	138	H10B-SMH-2L-M25	1 007 01 0000297	135
H10B-PC-2LP-NT	1 007 02 0000043	138	H10B-SMH-2L-M32	1 007 01 0000299	135
H10B-PC-4P	1 007 02 0000023	138	H10B-SMH-2L-PG16	1 007 01 0000301	135
H10B-PC-4P-M	1 007 02 0000026	138	H10B-SMH-2L-PG21	1 007 01 0000303	135
H10B-PC-4P-MT	1 007 02 0000027	138	H10B-SMH-2L-PG29	1 007 01 0000305	135
H10B-PC-4P-N	1 007 02 0000024	138	H10B-SO-2L-M20	1 007 01 0000230	136
H10B-PC-4P-NT	1 007 02 0000025	138	H10B-SO-2L-M25	1 007 01 0000231	136
H10B-PC-4S	1 007 02 0000036	138	H10B-SO-2L-PG13.5	1 007 01 0000232	136
H10B-PC-4S-M	1 007 02 0000039	138	H10B-SO-2L-PG16	1 007 01 0000233	136
H10B-PC-4S-MT	1 007 02 0000040	138	H10B-SO-2PR-M20	1 007 01 0000186	132
H10B-PC-4S-N	1 007 02 0000037	138	H10B-SO-2PR-M25	1 007 01 0000187	132
H10B-PC-4S-NT	1 007 02 0000038	138	H10B-SO-2PR-PG13.5	1 007 01 0000188	132
H10B-SM-1L-2M20	1 007 01 0000255	133	H10B-SO-2PR-PG16	1 007 01 0000189	132

型号 Product Model	货号 Order No.	页码 Page	型号 Product Model	货号 Order No.	页码 Page
H10B-SO-4P-M20	1 007 01 0000208	134	H16A-SM-1L-PCG-M20	1 007 01 0000077	126
H10B-SO-4P-M25	1 007 01 0000209	134	H16A-SM-1L-PCG-M25	1 007 01 0000079	126
H10B-SO-4P-PG13.5	1 007 01 0000210	134	H16A-SM-1L-PCG-PG16	1 007 01 0000081	126
H10B-SO-4P-PG16	1 007 01 0000211	134	H16A-SM-1L-PCG-PG21	1 007 01 0000083	126
H10B-SOH-2L-M25	1 007 01 0000235	136	H16A-SM-1L-PG16	1 007 01 0000071	126
H10B-SOH-2L-M32	1 007 01 0000236	136	H16A-SM-1L-PG21	1 007 01 0000073	126
H10B-SOH-2L-PG29	1 007 01 0000414	136	H16A-SO-2P-M20	1 007 01 0000059	125
H10B-SOH-2L-PG16	1 007 01 0000238	136	H16A-SO-2P-M25	1 007 01 0000060	125
H10B-SOH-2L-PG21	1 007 01 0000239	136	H16A-SO-2P-PG16	1 007 01 0000061	125
H10B-SOH-2PR-M25	1 007 01 0000191	132	H16A-SO-2P-PG21	1 007 01 0000062	125
H10B-SOH-2PR-M32	1 007 01 0000192	132	H16A-TO-2P-M20	1 007 01 0000063	125
H10B-SOH-2PR-PG29	1 007 01 0000193	132	H16A-TO-2P-M25	1 007 01 0000064	125
H10B-SOH-2PR-PG16	1 007 01 0000194	132	H16A-TO-2P-PG16	1 007 01 0000065	125
H10B-SOH-2PR-PG21	1 007 01 0000195	132	H16A-TO-2P-PG21	1 007 01 0000066	125
H10B-SOH-4P-M25	1 007 01 0000213	134	H16B-01-ADK-1	1 007 05 0000017	73
H10B-SOH-4P-M32	1 007 01 0000214	134	H16B-04-F-1	1 007 05 0000006	70
H10B-SOH-4P-PG29	1 007 01 0001097	134	H16B-04-F-2	1 007 05 0000037	71
H10B-SOH-4P-PG16	1 007 01 0000216	134	H16B-04-M-1	1 007 05 0000005	70
H10B-SOH-4P-PG21	1 007 01 0000217	134	H16B-04-M-2	1 007 05 0000011	71
H10B-TO-2L-M20	1 007 01 0000240	136	H16BB-OM-2BH	1 007 01 0000552	150
H10B-TO-2L-M25	1 007 01 0000241	136	H16BB-SO-2B-M20	1 007 01 0000542	150
H10B-TO-2L-M32	1 007 01 0000242	136	H16BB-SO-2B-M25	1 007 01 0000543	150
H10B-TO-2L-PG13.5	1 007 01 0000243	136	H16BB-SO-2B-M32	1 007 01 0000544	150
H10B-TO-2L-PG16	1 007 01 0000244	136	H16BB-SO-2B-PG16	1 007 01 0000545	150
H10B-TO-2L-PG21	1 007 01 0000245	136	H16BB-SO-2B-PG21	1 007 01 0000546	150
H10B-TO-2PR-M20	1 007 01 0000196	132	H16BB-TO-2B-M20	1 007 01 0000547	150
H10B-TO-2PR-M25	1 007 01 0000197	132	H16BB-TO-2B-M25	1 007 01 0000548	150
H10B-TO-2PR-M32	1 007 01 0000198	132	H16BB-TO-2B-M32	1 007 01 0000549	150
H10B-TO-2PR-PG13.5	1 007 01 0000199	132	H16BB-TO-2B-PG16	1 007 01 0000550	150
H10B-TO-2PR-PG16	1 007 01 0000200	132	H16BB-TO-2B-PG21	1 007 01 0000551	150
H10B-TO-2PR-PG21	1 007 01 0000201	132	H16B-CTC-1L-M20	1 007 01 0000514	141
H10B-TO-4P-M20	1 007 01 0000218	134	H16B-CTC-1L-M25	1 007 01 0000515	141
H10B-TO-4P-M25	1 007 01 0000219	134	H16B-CTC-1L-M32	1 007 01 0000516	141
H10B-TO-4P-M32	1 007 01 0000220	134	H16B-CTC-1L-PG13.5	1 007 01 0000517	141
H10B-TO-4P-PG13.5	1 007 01 0000221	134	H16B-CTC-1L-PG16	1 007 01 0000518	141
H10B-TO-4P-PG16	1 007 01 0000222	134	H16B-CTC-1L-PG21	1 007 01 0000519	141
H10B-TO-4P-PG21	1 007 01 0000223	134	H16B-CTC-1L-PG29	1 007 01 0000520	141
H10B-TOH-2L-M25	1 007 01 0000247	136	H16B-CTC-2L-M20	1 007 01 0000528	142
H10B-TOH-2L-M32	1 007 01 0000248	136	H16B-CTC-2L-M25	1 007 01 0000529	142
H10B-TOH-2L-PG29	1 007 01 0000425	136	H16B-CTC-2L-M32	1 007 01 0000530	142
H10B-TOH-2L-PG16	1 007 01 0000250	136	H16B-CTC-2L-PG13.5	1 007 01 0000531	142
H10B-TOH-2L-PG21	1 007 01 0000251	136	H16B-CTC-2L-PG16	1 007 01 0000532	142
H10B-TOH-2PR-M25	1 007 01 0000203	132	H16B-CTC-2L-PG21	1 007 01 0000533	142
H10B-TOH-2PR-M32	1 007 01 0000204	132	H16B-CTC-2L-PG29	1 007 01 0000534	142
H10B-TOH-2PR-PG29	1 007 01 0001095	132	H16B-CTCH-1L-M20	1 007 01 0000521	141
H10B-TOH-2PR-PG16	1 007 01 0000206	132	H16B-CTCH-1L-M25	1 007 01 0000522	141
H10B-TOH-2PR-PG21	1 007 01 0000207	132	H16B-CTCH-1L-M32	1 007 01 0000523	141
H10B-TOH-4P-M25	1 007 01 0000225	135	H16B-CTCH-1L-PG21	1 007 01 0000526	141
H10B-TOH-4P-M32	1 007 01 0000226	135	H16B-CTCH-1L-PG29	1 007 01 0000527	141
H10B-TOH-4P-PG29	1 007 01 0000227	135	H16B-CTCH-2L-M25	1 007 01 0000536	143
H10B-TOH-4P-PG16	1 007 01 0000228	135	H16B-CTCH-2L-M32	1 007 01 0000537	143
H10B-TOH-4P-PG21	1 007 01 0000229	135	H16B-CTCH-2L-PG16	1 007 01 0000539	143
H16A-CTC-1L-M20	1 007 01 0000085	126	H16B-CTCH-2L-PG21	1 007 01 0000540	143
H16A-CTC-1L-M25	1 007 01 0000086	126	H16B-CTCH-2L-PG29	1 007 01 0000541	143
H16A-CTC-1L-PG16	1 007 01 0000087	126	H16B-OM-1L	1 007 01 0000441	139
H16A-CTC-1L-PG21	1 007 01 0000088	126	H16B-OM-1L-PC	1 007 01 0000442	140
H16A-OM-1L	1 007 01 0000075	125	H16B-OM-2L	1 007 01 0000475	142
H16A-OM-1L-PCG	1 007 01 0000076	125	H16B-OM-4PR	1 007 01 0000496	144
H16A-SM-1L-2M20	1 007 01 0000068	126	H16B-OM-4PR-PC	1 007 01 0000497	144
H16A-SM-1L-2M25	1 007 01 0000070	126	H16B-PC2-4P-M	1 007 02 0000055	145
H16A-SM-1L-2PG16	1 007 01 0000072	126	H16B-PC2-4P-MG	1 007 02 0000057	145
H16A-SM-1L-2PG21	1 007 01 0000074	126	H16B-PC2-4P-MT	1 007 02 0000056	145
H16A-SM-1L-M20	1 007 01 0000067	126	H16B-PC2-4P-MTG	1 007 02 0000058	145
H16A-SM-1L-M25	1 007 01 0000069	126	H16B-PC2-4P-N	1 007 02 0000051	145
H16A-SM-1L-PCG-2M20	1 007 01 0000078	126	H16B-PC2-4P-NG	1 007 02 0000053	145
H16A-SM-1L-PCG-2M25	1 007 01 0000080	126	H16B-PC2-4P-NT	1 007 02 0000052	145
H16A-SM-1L-PCG-2PG16	1 007 01 0000082	126	H16B-PC2-4P-NTG	1 007 02 0000054	145
H16A-SM-1L-PCG-2PG21	1 007 01 0000084	126	H16B-PC-2LP	1 007 02 0000064	145

型号 Product Model	货号 Order No.	页码 Page	型号 Product Model	货号 Order No.	页码 Page
H16B-PC-2LP-M	1 007 02 0000067	145	H16B-SMH-2L-2M25	1 007 01 0000487	142
H16B-PC-2LP-MT	1 007 02 0000068	145	H16B-SMH-2L-2M32	1 007 01 0000489	142
H16B-PC-2LP-N	1 007 02 0000065	145	H16B-SMH-2L-2PG16	1 007 01 0000491	142
H16B-PC-2LP-NT	1 007 02 0000066	145	H16B-SMH-2L-2PG21	1 007 01 0000493	142
H16B-PC-4P	1 007 02 0000046	145	H16B-SMH-2L-2PG29	1 007 01 0000495	142
H16B-PC-4P-M	1 007 02 0000049	145	H16B-SMH-2L-M25	1 007 01 0000486	142
H16B-PC-4P-MT	1 007 02 0000050	145	H16B-SMH-2L-M32	1 007 01 0000488	142
H16B-PC-4P-N	1 007 02 0000047	145	H16B-SMH-2L-PG16	1 007 01 0000490	142
H16B-PC-4P-NT	1 007 02 0000048	145	H16B-SMH-2L-PG21	1 007 01 0000492	142
H16B-PC-4S	1 007 02 0000059	145	H16B-SMH-2L-PG29	1 007 01 0000494	142
H16B-PC-4S-M	1 007 02 0000062	145	H16B-SO-2L-M20	1 007 01 0000414	143
H16B-PC-4S-MT	1 007 02 0000063	145	H16B-SO-2L-M25	1 007 01 0000415	143
H16B-PC-4S-N	1 007 02 0000060	145	H16B-SO-2L-M32	1 007 01 0000416	143
H16B-PC-4S-NT	1 007 02 0000061	145	H16B-SO-2L-PG13.5	1 007 01 0000417	143
H16B-SM-1L-2M20	1 007 01 0000444	140	H16B-SO-2L-PG16	1 007 01 0000418	143
H16B-SM-1L-2M25	1 007 01 0000446	140	H16B-SO-2L-PG21	1 007 01 0000419	143
H16B-SM-1L-2PG13.5	1 007 01 0000448	140	H16B-SO-2PR-M20	1 007 01 0000360	139
H16B-SM-1L-2PG16	1 007 01 0000450	140	H16B-SO-2PR-M25	1 007 01 0000361	139
H16B-SM-1L-M20	1 007 01 0000443	140	H16B-SO-2PR-M32	1 007 01 0000362	139
H16B-SM-1L-M25	1 007 01 0000445	140	H16B-SO-2PR-PG13.5	1 007 01 0000363	139
H16B-SM-1L-PC-2M20	1 007 01 0000452	140	H16B-SO-2PR-PG16	1 007 01 0000364	139
H16B-SM-1L-PC-2M25	1 007 01 0000454	140	H16B-SO-2PR-PG21	1 007 01 0000365	139
H16B-SM-1L-PC-2PG13.5	1 007 01 0000456	140	H16B-SO-4P-M20	1 007 01 0000387	141
H16B-SM-1L-PC-2PG16	1 007 01 0000458	140	H16B-SO-4P-M25	1 007 01 0000388	141
H16B-SM-1L-PC-M20	1 007 01 0000451	140	H16B-SO-4P-M32	1 007 01 0000389	141
H16B-SM-1L-PC-M25	1 007 01 0000453	140	H16B-SO-4P-PG13.5	1 007 01 0000390	141
H16B-SM-1L-PC-PG13.5	1 007 01 0000455	140	H16B-SO-4P-PG16	1 007 01 0000391	141
H16B-SM-1L-PC-PG16	1 007 01 0000457	140	H16B-SO-4P-PG21	1 007 01 0000392	141
H16B-SM-1L-PG13.5	1 007 01 0000447	140	H16B-SOH-2L-M25	1 007 01 0000421	143
H16B-SM-1L-PG16	1 007 01 0000449	140	H16B-SOH-2L-M32	1 007 01 0000422	143
H16B-SM-2L-2M20	1 007 01 0000477	142	H16B-SOH-2L-PG16	1 007 01 0000424	143
H16B-SM-2L-2M25	1 007 01 0000479	142	H16B-SOH-2L-PG21	1 007 01 0000425	143
H16B-SM-2L-2PG13.5	1 007 01 0000481	142	H16B-SOH-2L-PG29	1 007 01 0000426	143
H16B-SM-2L-2PG16	1 007 01 0000483	142	H16B-SOH-2PR-M40	1 007 01 0000900	139
H16B-SM-2L-M20	1 007 01 0000476	142	H16B-SOH-2PR-M25	1 007 01 0000367	139
H16B-SM-2L-M25	1 007 01 0000478	142	H16B-SOH-2PR-M32	1 007 01 0000368	139
H16B-SM-2L-PG13.5	1 007 01 0000480	142	H16B-SOH-2PR-PG16	1 007 01 0000370	139
H16B-SM-2L-PG16	1 007 01 0000482	142	H16B-SOH-2PR-PG21	1 007 01 0000371	139
H16B-SM-4PR-2M20	1 007 01 0000499	144	H16B-SOH-2PR-PG29	1 007 01 0000372	139
H16B-SM-4PR-2M25	1 007 01 0000501	144	H16B-SOH-4P-M40	1 007 01 0000895	141
H16B-SM-4PR-2PG13.5	1 007 01 0000503	144	H16B-SOH-4P-M25	1 007 01 0000394	141
H16B-SM-4PR-2PG16	1 007 01 0000505	144	H16B-SOH-4P-M32	1 007 01 0000395	141
H16B-SM-4PR-M20	1 007 01 0000498	144	H16B-SOH-4P-PG16	1 007 01 0000397	141
H16B-SM-4PR-M25	1 007 01 0000500	144	H16B-SOH-4P-PG21	1 007 01 0000398	141
H16B-SM-4PR-PC-2M20	1 007 01 0000507	144	H16B-SOH-4P-PG29	1 007 01 0000399	141
H16B-SM-4PR-PC-2M25	1 007 01 0000509	144	H16B-TO-2L-M20	1 007 01 0000427	143
H16B-SM-4PR-PC-2PG13.5	1 007 01 0000511	144	H16B-TO-2L-M25	1 007 01 0000428	143
H16B-SM-4PR-PC-2PG16	1 007 01 0000513	144	H16B-TO-2L-M32	1 007 01 0000429	143
H16B-SM-4PR-PC-M20	1 007 01 0000506	144	H16B-TO-2L-PG13.5	1 007 01 0000430	143
H16B-SM-4PR-PC-M25	1 007 01 0000508	144	H16B-TO-2L-PG16	1 007 01 0000431	143
H16B-SM-4PR-PC-PG13.5	1 007 01 0000510	144	H16B-TO-2L-PG21	1 007 01 0000432	143
H16B-SM-4PR-PC-PG16	1 007 01 0000512	144	H16B-TO-2L-PG29	1 007 01 0000433	143
H16B-SM-4PR-PG13.5	1 007 01 0000502	144	H16B-TO-2PR-M20	1 007 01 0000373	139
H16B-SM-4PR-PG16	1 007 01 0000504	144	H16B-TO-2PR-M25	1 007 01 0000374	139
H16B-SMH-1L-2M20	1 007 01 0000460	140	H16B-TO-2PR-M32	1 007 01 0000375	139
H16B-SMH-1L-2M25	1 007 01 0000462	140	H16B-TO-2PR-PG13.5	1 007 01 0000376	139
H16B-SMH-1L-2PG16	1 007 01 0000464	140	H16B-TO-2PR-PG16	1 007 01 0000377	139
H16B-SMH-1L-2PG21	1 007 01 0000466	140	H16B-TO-2PR-PG21	1 007 01 0000378	139
H16B-SMH-1L-M25	1 007 01 0000461	140	H16B-TO-2PR-PG29	1 007 01 0000379	139
H16B-SMH-1L-PC-2M20	1 007 01 0000468	140	H16B-TO-4P-M20	1 007 01 0000400	141
H16B-SMH-1L-PC-2M25	1 007 01 0000470	140	H16B-TO-4P-M25	1 007 01 0000401	141
H16B-SMH-1L-PC-2PG16	1 007 01 0000472	140	H16B-TO-4P-M32	1 007 01 0000402	141
H16B-SMH-1L-PC-2PG21	1 007 01 0000474	140	H16B-TO-4P-PG13.5	1 007 01 0000403	141
H16B-SMH-1L-PC-M25	1 007 01 0000469	140	H16B-TO-4P-PG16	1 007 01 0000404	141
H16B-SMH-1L-PC-PG16	1 007 01 0000471	140	H16B-TO-4P-PG21	1 007 01 0000405	141
H16B-SMH-1L-PC-PG21	1 007 01 0000473	140	H16B-TO-4P-PG29	1 007 01 0000406	141
H16B-SMH-1L-PG16	1 007 01 0000463	140	H16B-TOH-2L-M25	1 007 01 0000435	143
H16B-SMH-1L-PG21	1 007 01 0000465	140	H16B-TOH-2L-M32	1 007 01 0000436	143

型号 Product Model	货号 Order No.	页码 Page	型号 Product Model	货号 Order No.	页码 Page
H16B-TOH-2L-PG16	1 007 01 0000438	143	H24B-PC-2L-M	1 007 02 0000090	152
H16B-TOH-2L-PG21	1 007 01 0000439	143	H24B-PC-2LP	1 007 02 0000087	152
H16B-TOH-2L-PG29	1 007 01 0000440	143	H24B-PC-2LP-MT	1 007 02 0000091	152
H16B-TOH-2PR-M40	1 007 01 0000897	139	H24B-PC-2LP-N	1 007 02 0000088	152
H16B-TOH-2PR-M25	1 007 01 0000381	139	H24B-PC-2LP-NT	1 007 02 0000089	152
H16B-TOH-2PR-M32	1 007 01 0000382	139	H24B-PC-4P	1 007 02 0000069	152
H16B-TOH-2PR-PG16	1 007 01 0000384	139	H24B-PC-4P-M	1 007 02 0000072	152
H16B-TOH-2PR-PG21	1 007 01 0000385	139	H24B-PC-4P-MT	1 007 02 0000073	152
H16B-TOH-2PR-PG29	1 007 01 0000386	139	H24B-PC-4P-N	1 007 02 0000070	152
H16B-TOH-4P-M40	1 007 01 0000899	142	H24B-PC-4P-NT	1 007 02 0000071	152
H16B-TOH-4P-M25	1 007 01 0000408	142	H24B-PC-4S	1 007 02 0000082	152
H16B-TOH-4P-M32	1 007 01 0000409	142	H24B-PC-4S-M	1 007 02 0000085	152
H16B-TOH-4P-PG16	1 007 01 0000411	142	H24B-PC-4S-MT	1 007 02 0000086	152
H16B-TOH-4P-PG21	1 007 01 0000412	142	H24B-PC-4S-N	1 007 02 0000083	152
H16B-TOH-4P-PG29	1 007 01 0000413	142	H24B-PC-4S-NT	1 007 02 0000084	152
H24B-01-ADK-1	1 007 05 0000018	73	H24B-SM-1L-2M20	1 007 01 0000637	147
H24B-06-F-1	1 007 05 0000008	70	H24B-SM-1L-2M25	1 007 01 0000639	147
H24B-06-F-2	1 007 05 0000038	71	H24B-SM-1L-2PG13.5	1 007 01 0000641	147
H24B-06-M-1	1 007 05 0000007	70	H24B-SM-1L-2PG16	1 007 01 0000643	147
H24B-06-M-2	1 007 05 0000012	71	H24B-SM-1L-2PG21	1 007 01 0000645	147
H24BB-OM-2BH	1 007 01 0000751	159	H24B-SM-1L-M20	1 007 01 0000636	147
H24BB-SO-2B-M20	1 007 01 0000741	159	H24B-SM-1L-M25	1 007 01 0000638	147
H24BB-SO-2B-M25	1 007 01 0000742	159	H24B-SM-1L-PC-2M20	1 007 01 0000647	147
H24BB-SO-2B-M32	1 007 01 0000743	159	H24B-SM-1L-PC-2M25	1 007 01 0000649	147
H24BB-SO-2B-PG16	1 007 01 0000744	159	H24B-SM-1L-PC-2PG13.5	1 007 01 0000651	147
H24BB-SO-2B-PG21	1 007 01 0000745	159	H24B-SM-1L-PC-2PG16	1 007 01 0000653	147
H24BB-TO-2B-M20	1 007 01 0000746	159	H24B-SM-1L-PC-2PG21	1 007 01 0000655	147
H24BB-TO-2B-M25	1 007 01 0000747	159	H24B-SM-1L-PC-M20	1 007 01 0000646	147
H24BB-TO-2B-M32	1 007 01 0000748	159	H24B-SM-1L-PC-M25	1 007 01 0000648	147
H24BB-TO-2B-PG16	1 007 01 0000749	159	H24B-SM-1L-PC-PG13.5	1 007 01 0000650	147
H24BB-TO-2B-PG21	1 007 01 0000750	159	H24B-SM-1L-PC-PG16	1 007 01 0000652	147
H24B-CTC-1L-M20	1 007 01 0000713	148	H24B-SM-1L-PC-PG21	1 007 01 0000654	147
H24B-CTC-1L-M25	1 007 01 0000714	148	H24B-SM-1L-PG13.5	1 007 01 0000640	147
H24B-CTC-1L-M32	1 007 01 0000715	148	H24B-SM-1L-PG16	1 007 01 0000642	147
H24B-CTC-1L-PG13.5	1 007 01 0000716	148	H24B-SM-1L-PG21	1 007 01 0000644	147
H24B-CTC-1L-PG16	1 007 01 0000717	148	H24B-SM-2L-2M20	1 007 01 0000674	149
H24B-CTC-1L-PG21	1 007 01 0000718	148	H24B-SM-2L-2M25	1 007 01 0000676	149
H24B-CTC-1L-PG29	1 007 01 0000719	148	H24B-SM-2L-2PG16	1 007 01 0000678	149
H24B-CTC-2L-M20	1 007 01 0000727	149	H24B-SM-2L-2PG21	1 007 01 0000680	149
H24B-CTC-2L-M25	1 007 01 0000728	149	H24B-SM-2L-M20	1 007 01 0000673	149
H24B-CTC-2L-M32	1 007 01 0000729	149	H24B-SM-2L-M25	1 007 01 0000675	149
H24B-CTC-2L-PG13.5	1 007 01 0000730	149	H24B-SM-2L-PG16	1 007 01 0000677	149
H24B-CTC-2L-PG16	1 007 01 0000731	149	H24B-SM-2L-PG21	1 007 01 0000679	149
H24B-CTC-2L-PG21	1 007 01 0000732	149	H24B-SM-4PR-2M20	1 007 01 0000696	151
H24B-CTC-2L-PG29	1 007 01 0000733	149	H24B-SM-4PR-2M25	1 007 01 0000698	151
H24B-CTCH-1L-M25	1 007 01 0000721	148	H24B-SM-4PR-2PG16	1 007 01 0000700	151
H24B-CTCH-1L-M32	1 007 01 0000722	148	H24B-SM-4PR-M20	1 007 01 0000695	151
H24B-CTCH-1L-PG16	1 007 01 0000724	148	H24B-SM-4PR-M25	1 007 01 0000697	151
H24B-CTCH-1L-PG21	1 007 01 0000725	148	H24B-SM-4PR-P2G21	1 007 01 0000702	151
H24B-CTCH-1L-PG29	1 007 01 0000726	148	H24B-SM-4PR-PC-2M20	1 007 01 0000704	151
H24B-CTCH-2L-M25	1 007 01 0000735	150	H24B-SM-4PR-PC-2M25	1 007 01 0000706	151
H24B-CTCH-2L-M32	1 007 01 0000736	150	H24B-SM-4PR-PC-2PG13.5	1 007 01 0000708	151
H24B-CTCH-2L-PG16	1 007 01 0000738	150	H24B-SM-4PR-PC-2PG16	1 007 01 0000710	151
H24B-CTCH-2L-PG21	1 007 01 0000739	150	H24B-SM-4PR-PC-2PG21	1 007 01 0000712	151
H24B-CTCH-2L-PG29	1 007 01 0000740	150	H24B-SM-4PR-PC-M20	1 007 01 0000703	151
H24B-OM-1L	1 007 01 0000634	146	H24B-SM-4PR-PC-M25	1 007 01 0000705	151
H24B-OM-1L-PC	1 007 01 0000635	147	H24B-SM-4PR-PC-PG13.5	1 007 01 0000707	151
H24B-OM-2L	1 007 01 0000672	149	H24B-SM-4PR-PC-PG16	1 007 01 0000709	151
H24B-OM-4PR	1 007 01 0000693	151	H24B-SM-4PR-PC-PG21	1 007 01 0000711	151
H24B-OM-4PR-PC	1 007 01 0000694	151	H24B-SM-4PR-PG16	1 007 01 0000699	151
H24B-PC2-4P-M	1 007 02 0000078	152	H24B-SM-4PR-PG21	1 007 01 0000701	151
H24B-PC2-4P-MG	1 007 02 0000080	152	H24B-SMH-1L-2M25	1 007 01 0000659	147
H24B-PC2-4P-MT	1 007 02 0000079	152	H24B-SMH-1L-2PG16	1 007 01 0000661	147
H24B-PC2-4P-MTG	1 007 02 0000081	152	H24B-SMH-1L-2PG21	1 007 01 0000663	147
H24B-PC2-4P-N	1 007 02 0000074	152	H24B-SMH-1L-M25	1 007 01 0000658	147
H24B-PC2-4P-NG	1 007 02 0000076	152	H24B-SMH-1L-PC-2M25	1 007 01 0000667	147
H24B-PC2-4P-NT	1 007 02 0000075	152	H24B-SMH-1L-PC-2PG16	1 007 01 0000669	147
H24B-PC2-4P-NTG	1 007 02 0000077	152	H24B-SMH-1L-PC-2PG21	1 007 01 0000671	147



型号 Product Model	货号 Order No.	页码 Page	型号 Product Model	货号 Order No.	页码 Page
H24B-SMH-1L-PC-M25	1 007 01 0000666	147	H24B-TO-4P-PG16	1 007 01 0000597	148
H24B-SMH-1L-PC-PG16	1 007 01 0000668	147	H24B-TO-4P-PG21	1 007 01 0000598	148
H24B-SMH-1L-PC-PG21	1 007 01 0000670	147	H24B-TO-4P-PG29	1 007 01 0000599	148
H24B-SMH-1L-PG16	1 007 01 0000660	147	H24B-TOH-2L-M25	1 007 01 0000628	150
H24B-SMH-1L-PG21	1 007 01 0000662	147	H24B-TOH-2L-M32	1 007 01 0000629	150
H24B-SMH-2L-2M25	1 007 01 0000684	149	H24B-TOH-2L-PG16	1 007 01 0000631	150
H24B-SMH-2L-2M32	1 007 01 0000686	149	H24B-TOH-2L-PG21	1 007 01 0000632	150
H24B-SMH-2L-2PG16	1 007 01 0000688	149	H24B-TOH-2L-PG29	1 007 01 0000633	150
H24B-SMH-2L-2PG21	1 007 01 0000690	149	H24B-TOH-2PR-M40	1 007 01 0001088	146
H24B-SMH-2L-2PG29	1 007 01 0000692	149	H24B-TOH-2PR-M25	1 007 01 0000574	146
H24B-SMH-2L-M25	1 007 01 0000683	149	H24B-TOH-2PR-M32	1 007 01 0000575	146
H24B-SMH-2L-M32	1 007 01 0000685	149	H24B-TOH-2PR-PG16	1 007 01 0000577	146
H24B-SMH-2L-PG16	1 007 01 0000687	149	H24B-TOH-2PR-PG21	1 007 01 0000578	146
H24B-SMH-2L-PG21	1 007 01 0000689	149	H24B-TOH-2PR-PG29	1 007 01 0000579	146
H24B-SMH-2L-PG29	1 007 01 0000691	149	H24B-TOH-4P-M40	1 007 01 0001090	149
H24B-SO-2L-M20	1 007 01 0000607	150	H24B-TOH-4P-M25	1 007 01 0000601	149
H24B-SO-2L-M25	1 007 01 0000608	150	H24B-TOH-4P-M32	1 007 01 0000602	149
H24B-SO-2L-M32	1 007 01 0000609	150	H24B-TOH-4P-PG16	1 007 01 0000604	149
H24B-SO-2L-PG13.5	1 007 01 0000610	150	H24B-TOH-4P-PG21	1 007 01 0000605	149
H24B-SO-2L-PG16	1 007 01 0000611	150	H24B-TOH-4P-PG29	1 007 01 0000606	149
H24B-SO-2L-PG21	1 007 01 0000612	150	H32A-CTC-2L-M25	1 007 01 0000109	127
H24B-SO-2PR-M20	1 007 01 0000553	146	H32A-CTC-2L-M32	1 007 01 0000110	127
H24B-SO-2PR-M25	1 007 01 0000554	146	H32A-CTC-2L-PG21	1 007 01 0000111	127
H24B-SO-2PR-M32	1 007 01 0000555	146	H32A-CTC-2L-PG29	1 007 01 0000112	127
H24B-SO-2PR-PG13.5	1 007 01 0000556	146	H32A-OM-2L	1 007 01 0000113	127
H24B-SO-2PR-PG16	1 007 01 0000557	146	H32A-OM-4PR	1 007 01 0000114	128
H24B-SO-2PR-PG21	1 007 01 0000558	146	H32A-SM-2L-2M25	1 007 01 0000116	127
H24B-SO-4P-M20	1 007 01 0000580	148	H32A-SM-2L-2M32	1 007 01 0000118	127
H24B-SO-4P-M25	1 007 01 0000581	148	H32A-SM-2L-2PG21	1 007 01 0000120	127
H24B-SO-4P-M32	1 007 01 0000582	148	H32A-SM-2L-2PG29	1 007 01 0000122	127
H24B-SO-4P-PG13.5	1 007 01 0000583	148	H32A-SM-2L-M25	1 007 01 0000115	127
H24B-SO-4P-PG16	1 007 01 0000584	148	H32A-SM-2L-M32	1 007 01 0000117	127
H24B-SO-4P-PG21	1 007 01 0000585	148	H32A-SM-2L-PG21	1 007 01 0000119	127
H24B-SOH-2L-M25	1 007 01 0000614	150	H32A-SM-2L-PG29	1 007 01 0000121	127
H24B-SOH-2L-M32	1 007 01 0000615	150	H32A-SO-2L-M25	1 007 01 0000101	128
H24B-SOH-2L-PG16	1 007 01 0000617	150	H32A-SO-2L-M32	1 007 01 0000102	128
H24B-SOH-2L-PG21	1 007 01 0000618	150	H32A-SO-2L-PG21	1 007 01 0000103	128
H24B-SOH-2L-PG29	1 007 01 0000619	150	H32A-SO-2L-PG29	1 007 01 0000104	128
H24B-SOH-2PR-M40	1 007 01 0000893	146	H32A-SO-4P-M25	1 007 01 0000089	127
H24B-SOH-2PR-M25	1 007 01 0000560	146	H32A-SO-4P-M32	1 007 01 0000090	127
H24B-SOH-2PR-M32	1 007 01 0000561	146	H32A-SO-4P-M40	1 007 01 0000091	127
H24B-SOH-2PR-PG16	1 007 01 0000563	146	H32A-SO-4P-PG16	1 007 01 0000092	127
H24B-SOH-2PR-PG21	1 007 01 0000564	146	H32A-SO-4P-PG21	1 007 01 0000093	127
H24B-SOH-2PR-PG29	1 007 01 0000565	146	H32A-SO-4P-PG29	1 007 01 0000094	127
H24B-SOH-4P-M40	1 007 01 0001089	148	H32A-TO-2L-M25	1 007 01 0000105	128
H24B-SOH-4P-M25	1 007 01 0000587	148	H32A-TO-2L-M32	1 007 01 0000106	128
H24B-SOH-4P-M32	1 007 01 0000588	148	H32A-TO-2L-PG21	1 007 01 0000107	128
H24B-SOH-4P-PG16	1 007 01 0000590	148	H32A-TO-2L-PG29	1 007 01 0000108	128
H24B-SOH-4P-PG21	1 007 01 0000591	148	H32A-TO-4P-M25	1 007 01 0000095	127
H24B-SOH-4P-PG29	1 007 01 0000592	148	H32A-TO-4P-M32	1 007 01 0000096	127
H24B-TO-2L-M20	1 007 01 0000620	150	H32A-TO-4P-M40	1 007 01 0000097	127
H24B-TO-2L-M25	1 007 01 0000621	150	H32A-TO-4P-PG16	1 007 01 0000098	127
H24B-TO-2L-M32	1 007 01 0000622	150	H32A-TO-4P-PG21	1 007 01 0000099	127
H24B-TO-2L-PG13.5	1 007 01 0000623	150	H32A-TO-4P-PG29	1 007 01 0000100	127
H24B-TO-2L-PG16	1 007 01 0000624	150	H32B-CTC-2L-M32	1 007 01 0000801	155
H24B-TO-2L-PG21	1 007 01 0000625	150	H32B-CTC-2L-M40	1 007 01 0000802	155
H24B-TO-2L-PG29	1 007 01 0000626	150	H32B-CTC-2L-M50	1 007 01 0000803	155
H24B-TO-2PR-M20	1 007 01 0000566	146	H32B-CTC-2L-PG29	1 007 01 0000804	155
H24B-TO-2PR-M25	1 007 01 0000567	146	H32B-CTC-2L-PG36	1 007 01 0000805	155
H24B-TO-2PR-M32	1 007 01 0000568	146	H32B-CTC-2L-PG42	1 007 01 0000806	155
H24B-TO-2PR-PG13.5	1 007 01 0000569	146	H32B-OM-1L	1 007 01 0000807	153
H24B-TO-2PR-PG16	1 007 01 0000570	146	H32B-OM-1L-PC	1 007 01 0000808	153
H24B-TO-2PR-PG21	1 007 01 0000571	146	H32B-OM-2L	1 007 01 0000792	155
H24B-TO-2PR-PG29	1 007 01 0000572	146	H32B-OM-4PR	1 007 01 0000829	156
H24B-TO-4P-M20	1 007 01 0000593	148	H32B-OM-4PR-PC	1 007 01 0000830	156
H24B-TO-4P-M25	1 007 01 0000594	148	H32B-SM-1L-2M25	1 007 01 0000810	154
H24B-TO-4P-M32	1 007 01 0000595	148	H32B-SM-1L-2M32	1 007 01 0000812	154
H24B-TO-4P-PG13.5	1 007 01 0000596	148	H32B-SM-1L-2M40	1 007 01 0000814	154



型号 Product Model	货号 Order No.	页码 Page	型号 Product Model	货号 Order No.	页码 Page
H32B-SM-1L-2PG29	1 007 01 0000816	154	H32B-TO-2L-PG29	1 007 01 0000789	155
H32B-SM-1L-2PG36	1 007 01 0000818	154	H32B-TO-2L-PG36	1 007 01 0000790	155
H32B-SM-1L-M25	1 007 01 0000809	154	H32B-TO-2L-PG42	1 007 01 0000791	155
H32B-SM-1L-M32	1 007 01 0000811	154	H32B-TO-2PR-M32	1 007 01 0000759	153
H32B-SM-1L-M40	1 007 01 0000813	154	H32B-TO-2PR-M40	1 007 01 0000760	153
H32B-SM-1L-PC-2M25	1 007 01 0000820	154	H32B-TO-2PR-M50	1 007 01 0000761	153
H32B-SM-1L-PC-2M32	1 007 01 0000822	154	H32B-TO-2PR-PG21	1 007 01 0000762	153
H32B-SM-1L-PC-2M40	1 007 01 0000824	154	H32B-TO-2PR-PG29	1 007 01 0000763	153
H32B-SM-1L-PC-2PG29	1 007 01 0000826	154	H32B-TO-2PR-PG36	1 007 01 0000764	153
H32B-SM-1L-PC-2PG36	1 007 01 0000828	154	H32B-TO-2PR-PG42	1 007 01 0000765	153
H32B-SM-1L-PC-M25	1 007 01 0000819	154	H32B-TO-4PR-M32	1 007 01 0000773	154
H32B-SM-1L-PC-M32	1 007 01 0000821	154	H32B-TO-4PR-M40	1 007 01 0000774	154
H32B-SM-1L-PC-M40	1 007 01 0000823	154	H32B-TO-4PR-M50	1 007 01 0000775	154
H32B-SM-1L-PC-PG29	1 007 01 0000825	154	H32B-TO-4PR-PG21	1 007 01 0000776	154
H32B-SM-1L-PC-PG36	1 007 01 0000827	154	H32B-TO-4PR-PG29	1 007 01 0000777	154
H32B-SM-1L-PG29	1 007 01 0000815	154	H32B-TO-4PR-PG36	1 007 01 0000778	154
H32B-SM-1L-PG36	1 007 01 0000817	154	H32B-TO-4PR-PG42	1 007 01 0000779	154
H32B-SM-2L-2M32	1 007 01 0000794	155	H3A-CTC-1L-M20	1 007 01 0000015	122
H32B-SM-2L-2M40	1 007 01 0000796	155	H3A-CTC-1L-PG11	1 007 01 0000016	122
H32B-SM-2L-2PG29	1 007 01 0000798	155	H3A-CTC-1L-PG13.5	1 007 01 0000017	122
H32B-SM-2L-2PG36	1 007 01 0000800	155	H3A-OM-1L	1 007 01 0000014	121
H32B-SM-2L-M32	1 007 01 0000793	155	H3A-OM-1L-MCG	1 007 01 0000021	122
H32B-SM-2L-M40	1 007 01 0000795	155	H3A-OMS-1L	1 007 01 0000013	121
H32B-SM-2L-PG29	1 007 01 0000797	155	H3AP-CTC-1L-M20	1 007 01 0000001	120
H32B-SM-2L-PG36	1 007 01 0000799	155	H3AP-CTC-1L-PG11	1 007 01 0000002	120
H32B-SM-4PR-2M25	1 007 01 0000832	156	H3AP-OM-1L	1 007 01 0000006	120
H32B-SM-4PR-2M32	1 007 01 0000834	156	H3AP-OMS-1L	1 007 01 0000005	120
H32B-SM-4PR-2M40	1 007 01 0000836	156	H3AP-PC-1L-M	1 007 02 0000003	120
H32B-SM-4PR-2PG29	1 007 01 0000838	156	H3AP-PC-1L-N	1 007 02 0000001	120
H32B-SM-4PR-2PG36	1 007 01 0000840	156	H3AP-PC-1L-NG	1 007 02 0000002	120
H32B-SM-4PR-M25	1 007 01 0000831	156	H3AP-PC-2P	1 007 02 0000004	120
H32B-SM-4PR-M32	1 007 01 0000833	156	H3AP-PC-2P-M	1 007 02 0000008	120
H32B-SM-4PR-M40	1 007 01 0000835	156	H3AP-PC-2P-MT	1 007 02 0000009	120
H32B-SM-4PR-PC-2M25	1 007 01 0000842	156	H3AP-PC-2P-N	1 007 02 0000005	120
H32B-SM-4PR-PC-2M32	1 007 01 0000844	156	H3AP-PC-2P-NG	1 007 02 0000007	120
H32B-SM-4PR-PC-2M40	1 007 01 0000846	156	H3AP-PC-2P-NT	1 007 02 0000006	120
H32B-SM-4PR-PC-2PG29	1 007 01 0000848	156	H3AP-TO-2P-M20	1 007 01 0000003	120
H32B-SM-4PR-PC-2PG36	1 007 01 0000850	156	H3AP-TO-2P-PG11	1 007 01 0000004	120
H32B-SM-4PR-PC-M25	1 007 01 0000841	156	H3A-SM-1L-M20	1 007 01 0000018	122
H32B-SM-4PR-PC-M32	1 007 01 0000843	156	H3A-SM-1L-PG11	1 007 01 0000019	122
H32B-SM-4PR-PC-M40	1 007 01 0000845	156	H3A-SM-1L-PG13.5	1 007 01 0000020	122
H32B-SM-4PR-PC-PG29	1 007 01 0000847	156	H3A-SO-2P-M20	1 007 01 0000007	121
H32B-SM-4PR-PC-PG36	1 007 01 0000849	156	H3A-SO-2P-PG11	1 007 01 0000008	121
H32B-SM-4PR-PG29	1 007 01 0000837	156	H3A-SO-2P-PG13.5	1 007 01 0000009	121
H32B-SM-4PR-PG36	1 007 01 0000839	156	H3A-TO-2P-M20	1 007 01 0000010	121
H32B-SO-2L-M32	1 007 01 0000780	155	H3A-TO-2P-PG11	1 007 01 0000011	121
H32B-SO-2L-M40	1 007 01 0000781	155	H3A-TO-2P-PG13.5	1 007 01 0000012	121
H32B-SO-2L-M50	1 007 01 0000782	155	H48B-OM-1L	1 007 01 0000863	158
H32B-SO-2L-PG29	1 007 01 0000783	155	H48B-OM-1L-PC	1 007 01 0000864	158
H32B-SO-2L-PG36	1 007 01 0000784	155	H48B-SM-1L-2M25	1 007 01 0000866	158
H32B-SO-2L-PG42	1 007 01 0000785	155	H48B-SM-1L-2M32	1 007 01 0000868	158
H32B-SO-2PR-M32	1 007 01 0000752	153	H48B-SM-1L-2M40	1 007 01 0000870	158
H32B-SO-2PR-M40	1 007 01 0000753	153	H48B-SM-1L-2PG29	1 007 01 0000872	158
H32B-SO-2PR-M50	1 007 01 0000754	153	H48B-SM-1L-2PG36	1 007 01 0000874	158
H32B-SO-2PR-PG21	1 007 01 0000755	153	H48B-SM-1L-M25	1 007 01 0000865	158
H32B-SO-2PR-PG29	1 007 01 0000756	153	H48B-SM-1L-M32	1 007 01 0000867	158
H32B-SO-2PR-PG36	1 007 01 0000757	153	H48B-SM-1L-M40	1 007 01 0000869	158
H32B-SO-2PR-PG42	1 007 01 0000758	153	H48B-SM-1L-PC-2M25	1 007 01 0000876	158
H32B-SO-4PR-M32	1 007 01 0000766	154	H48B-SM-1L-PC-2M32	1 007 01 0000878	158
H32B-SO-4PR-M40	1 007 01 0000767	154	H48B-SM-1L-PC-2M40	1 007 01 0000880	158
H32B-SO-4PR-M50	1 007 01 0000768	154	H48B-SM-1L-PC-2PG29	1 007 01 0000882	158
H32B-SO-4PR-PG21	1 007 01 0000769	154	H48B-SM-1L-PC-2PG36	1 007 01 0000884	158
H32B-SO-4PR-PG29	1 007 01 0000770	154	H48B-SM-1L-PC-M25	1 007 01 0000875	158
H32B-SO-4PR-PG36	1 007 01 0000771	154	H48B-SM-1L-PC-M32	1 007 01 0000877	158
H32B-SO-4PR-PG42	1 007 01 0000772	154	H48B-SM-1L-PC-M40	1 007 01 0000879	158
H32B-TO-2L-M32	1 007 01 0000786	155	H48B-SM-1L-PC-PG29	1 007 01 0000881	158
H32B-TO-2L-M40	1 007 01 0000787	155	H48B-SM-1L-PC-PG36	1 007 01 0000883	158
H32B-TO-2L-M50	1 007 01 0000788	155	H48B-SM-1L-PG29	1 007 01 0000871	158

型号 Product Model	货号 Order No.	页码 Page	型号 Product Model	货号 Order No.	页码 Page
H48B-SM-1L-PG36	1 007 01 0000873	158	H6B-TO-2P-M25	1 007 01 0000134	129
H48B-SO-2PR-M32	1 007 01 0000851	157	H6B-TO-2P-PG13.5	1 007 01 0000135	129
H48B-SO-2PR-M40	1 007 01 0000852	157	H6B-TO-2P-PG16	1 007 01 0000136	129
H48B-SO-2PR-M50	1 007 01 0000853	157	H6B-TOH-2P-M20	1 007 01 0000137	129
H48B-SO-2PR-PG29	1 007 01 0000854	157	H6B-TOH-2P-M25	1 007 01 0000138	129
H48B-SO-2PR-PG36	1 007 01 0000855	157	H6B-TOH-2P-M32	1 007 01 0000139	129
H48B-SO-2PR-PG42	1 007 01 0000856	157	H6B-TOH-2P-PG13.5	1 007 01 0000140	129
H48B-TO-2PR-M32	1 007 01 0000857	157	H6B-TOH-2P-PG16	1 007 01 0000141	129
H48B-TO-2PR-M40	1 007 01 0000858	157	H6B-TOH-2P-PG21	1 007 01 0000142	129
H48B-TO-2PR-M50	1 007 01 0000859	157	HA-003-F	1 007 03 0000002	11
H48B-TO-2PR-PG29	1 007 01 0000860	157	HA-003-M	1 007 03 0000001	11
H48B-TO-2PR-PG36	1 007 01 0000861	157	HA-004-F	1 007 03 0000004	11
H48B-TO-2PR-PG42	1 007 01 0000862	157	HA-004-M	1 007 03 0000003	11
H6B-CTC-1L-M20	1 007 01 0000169	130	HA-010-F	1 007 03 0000006	12
H6B-CTC-1L-M25	1 007 01 0000170	130	HA-010-FC	1 007 03 0000008	12
H6B-CTC-1L-PG13.5	1 007 01 0000171	130	HA-010-M	1 007 03 0000005	12
H6B-CTC-1L-PG16	1 007 01 0000172	130	HA-010-MC	1 007 03 0000007	12
H6B-CTCH-1L-M25	1 007 01 0000174	130	HA-016-F	1 007 03 0000010	13
H6B-CTCH-1L-PG16	1 007 01 0000176	130	HA-016-F	1 007 03 0000014	14
H6B-OM-1L	1 007 01 0000143	129	HA-016-FC	1 007 03 0000012	13
H6B-OM-1L-PC	1 007 01 0000144	129	HA-016-FC	1 007 03 0000016	14
H6B-PC-1LP	1 007 02 0000018	131	HA-016-M	1 007 03 0000009	13
H6B-PC-1LP-M	1 007 02 0000021	131	HA-016-M	1 007 03 0000013	14
H6B-PC-1LP-MT	1 007 02 0000022	131	HA-016-MC	1 007 03 0000011	13
H6B-PC-1LP-N	1 007 02 0000019	131	HA-016-MC	1 007 03 0000015	14
H6B-PC-1LP-NT	1 007 02 0000020	131	HA-032-F(17-32)	1 007 03 0000014	14
H6B-PC-2P-M	1 007 02 0000014	131	HA-032-FC(17-32)	1 007 03 0000016	14
H6B-PC-2P-MG	1 007 02 0000016	131	HA-032-M(17-32)	1 007 03 0000013	14
H6B-PC-2P-MT	1 007 02 0000015	131	HA-032-MC(17-32)	1 007 03 0000015	14
H6B-PC-2P-MTG	1 007 02 0000017	131	HCP-SO-2B-M25	1 007 10 0000002	159
H6B-PC-2P-N	1 007 02 0000010	131	HCP-SO-2B-M25	1 007 10 0000004	159
H6B-PC-2P-NG	1 007 02 0000012	131	HCP-SO-2B-PG16	1 007 10 0000003	159
H6B-PC-2P-NT	1 007 02 0000011	131	HCP-SO-2B-PG21	1 007 10 0000005	159
H6B-PC-2P-NTG	1 007 02 0000013	131	HD-007-FC	1 007 03 0000066	43
H6B-SM-1L-2M20	1 007 01 0000146	130	HD-007-MC	1 007 03 0000065	43
H6B-SM-1L-2M25	1 007 01 0000148	130	HD-008-FC	1 007 03 0000068	44
H6B-SM-1L-2PG16	1 007 01 0000150	130	HD-008-MC	1 007 03 0000067	44
H6B-SM-1L-M20	1 007 01 0000145	130	HD-015-FC	1 007 03 0000070	45
H6B-SM-1L-M25	1 007 01 0000147	130	HD-015-MC	1 007 03 0000069	45
H6B-SM-1L-PC-2M20	1 007 01 0000152	130	HD-025-FC	1 007 03 0000072	48
H6B-SM-1L-PC-2M25	1 007 01 0000154	130	HD-025-FC	1 007 03 0000076	44
H6B-SM-1L-PC-2PG16	1 007 01 0000156	130	HD-025-MC	1 007 03 0000071	48
H6B-SM-1L-PC-M20	1 007 01 0000151	130	HD-025-MC	1 007 03 0000075	44
H6B-SM-1L-PC-M25	1 007 01 0000153	130	HD-040-FC	1 007 03 0000074	47
H6B-SM-1L-PC-PG16	1 007 01 0000155	130	HD-040-FC	1 007 03 0000080	50
H6B-SM-1L-PG16	1 007 01 0000149	130	HD-040-MC	1 007 03 0000073	47
H6B-SMH-1L-2M25	1 007 01 0000158	130	HD-040-MC	1 007 03 0000079	50
H6B-SMH-1L-2M32	1 007 01 0000160	130	HD-050-FC(26-50)	1 007 03 0000076	48
H6B-SMH-1L-2PG21	1 007 01 0000162	130	HD-050-MC(26-50)	1 007 03 0000075	48
H6B-SMH-1L-M25	1 007 01 0000157	130	HD-064-FC	1 007 03 0000078	49
H6B-SMH-1L-M32	1 007 01 0000159	130	HD-064-FC	1 007 03 0000082	51
H6B-SMH-1L-PC-2M25	1 007 01 0000164	130	HD-064-MC	1 007 03 0000077	49
H6B-SMH-1L-PC-2M32	1 007 01 0000166	130	HD-064-MC	1 007 03 0000081	51
H6B-SMH-1L-PC-2PG21	1 007 01 0000168	130	HD-080-FC(41-80)	1 007 03 0000080	50
H6B-SMH-1L-PC-M25	1 007 01 0000163	130	HD-080-MC(41-80)	1 007 03 0000079	50
H6B-SMH-1L-PC-M32	1 007 01 0000165	130	HD-128-FC(65-128)	1 007 03 0000082	51
H6B-SMH-1L-PC-PG21	1 007 01 0000167	130	HD-128-MC(65-128)	1 007 03 0000081	51
H6B-SMH-1L-PG21	1 007 01 0000161	130	HDD-024-FC	1 007 03 0000084	54
H6B-SO-2P-M20	1 007 01 0000123	129	HDD-024-MC	1 007 03 0000083	54
H6B-SO-2P-M25	1 007 01 0000124	129	HDD-042-FC	1 007 03 0000086	55
H6B-SO-2P-PG13.5	1 007 01 0000125	129	HDD-042-MC	1 007 03 0000085	55
H6B-SO-2P-PG16	1 007 01 0000126	129	HDD-072-FC	1 007 03 0000088	56
H6B-SOH-2P-M25	1 007 01 0000128	129	HDD-072-FC	1 007 03 0000092	58
H6B-SOH-2P-M32	1 007 01 0000129	129	HDD-072-MC	1 007 03 0000087	56
H6B-SOH-2P-PG29	1 007 01 0001099	129	HDD-072-MC	1 007 03 0000091	58
H6B-SOH-2P-PG16	1 007 01 0000131	129	HDD-108-FC	1 007 03 0000090	57
H6B-SOH-2P-PG21	1 007 01 0000132	129	HDD-108-FC	1 007 03 0000094	59
H6B-TO-2P-M20	1 007 01 0000133	129	HDD-108-MC	1 007 03 0000089	57

型号 Product Model	货号 Order No.	页码 Page	型号 Product Model	货号 Order No.	页码 Page
HDD-108-MC	1 007 03 0000093	59	HEE-046-FC	1 007 03 0000064	35
HDD-144-FC(73-144)	1 007 03 0000092	58	HEE-046-MC	1 007 03 0000059	33
HDD-144-MC(73-144)	1 007 03 0000091	58	HEE-046-MC	1 007 03 0000063	35
HDD-216-FC(109-216)	1 007 03 0000094	59	HEE-064-FC(33-64)	1 007 03 0000062	34
HDD-216-MC(109-216)	1 007 03 0000093	59	HEE-064-MC(33-64)	1 007 03 0000061	34
HDDD-055-FC	1 007 03 0000150	61	HEE-092-FC(47-92)	1 007 03 0000064	35
HDDD-055-MC	1 007 03 0000149	61	HEE-092-MC(47-92)	1 007 03 0000063	35
HDDD-075-FC	1 007 03 0000152	62	HEEE-040-FC	1 007 03 0000142	37
HDDD-075-MC	1 007 03 0000151	62	HEEE-040-FC	1 007 03 0000142	39
HDDD-107-FC	1 007 03 0000154	63	HEEE-040-MC	1 007 03 0000141	37
HDDD-107-MC	1 007 03 0000153	63	HEEE-040-MC	1 007 03 0000141	39
HE-006-F	1 007 03 0000020	17	HEEE-064-FC	1 007 03 0000144	38
HE-006-FC	1 007 03 0000018	16	HEEE-064-FC	1 007 03 0000144	40
HE-006-FS	1 007 03 0000022	17	HEEE-064-MC	1 007 03 0000143	38
HE-006-M	1 007 03 0000019	17	HEEE-064-MC	1 007 03 0000143	40
HE-006-MC	1 007 03 0000017	16	HEEE-080-FC (41-80)	1 007 03 0000146	39
HE-006-MS	1 007 03 0000021	17	HEEE-080-MC (41-80)	1 007 03 0000145	39
HE-010-F	1 007 03 0000026	19	HEEE-128-FC (65-128)	1 007 03 0000148	40
HE-010-FC	1 007 03 0000024	18	HEEE-128-MC (65-128)	1 007 03 0000147	40
HE-010-FS	1 007 03 0000028	19	HK-004/0-F	1 007 03 0000100	67
HE-010-M	1 007 03 0000025	19	HK-004/0-M	1 007 03 0000099	67
HE-010-MC	1 007 03 0000023	18	HK-004/2-F	1 007 03 0000102	67
HE-010-MS	1 007 03 0000027	19	HK-004/2-M	1 007 03 0000101	67
HE-016-F	1 007 03 0000032	21	HK-004/8-F	1 007 03 0000104	69
HE-016-F	1 007 03 0000044	25	HK-004/8-M	1 007 03 0000103	69
HE-016-FC	1 007 03 0000030	20	HM-000-2	1 007 04 0000119	72
HE-016-FC	1 007 03 0000042	24	HM040-002-F-1	1 007 04 0000036	86
HE-016-FS	1 007 03 0000034	21	HM040-002-F-2	1 007 04 0000038	86
HE-016-FS	1 007 03 0000046	25	HM040-002-FC	1 007 04 0000040	87
HE-016-M	1 007 03 0000031	21	HM040-002-M-1	1 007 04 0000035	86
HE-016-M	1 007 03 0000043	25	HM040-002-M-2	1 007 04 0000037	86
HE-016-MC	1 007 03 0000029	20	HM040-002-MC	1 007 04 0000039	87
HE-016-MC	1 007 03 0000041	24	HM040-003/4-FC-1	1 007 040000048	91
HE-016-MS	1 007 03 0000033	21	HM040-003/4-MC-1	1 007 040000047	91
HE-016-MS	1 007 03 0000045	25	HM040-003-F-1	1 007 04 0000042	88
HE-024-F	1 007 03 0000038	23	HM040-003-F-2	1 007 04 0000044	88
HE-024-F	1 007 03 0000050	24	HM040-003-FC	1 007 04 0000046	89
HE-024-FC	1 007 03 0000036	22	HM040-003-M-1	1 007 04 0000041	88
HE-024-FC	1 007 03 0000048	26	HM040-003-M-2	1 007 04 0000043	88
HE-024-FS	1 007 03 0000040	23	HM040-003-MC	1 007 04 0000045	89
HE-024-FS	1 007 03 0000052	27	HM040-004-FC-1	1 007 04 0000050	92
HE-024-M	1 007 03 0000037	23	HM040-004-MC-1	1 007 04 0000049	92
HE-024-M	1 007 03 0000049	27	HM070-002-F-1	1 007 04 0000030	84
HE-024-MC	1 007 03 0000035	22	HM070-002-F-2	1 007 04 0000032	84
HE-024-MC	1 007 03 0000047	26	HM070-002-FC	1 007 04 0000034	85
HE-024-MS	1 007 03 0000039	23	HM070-002-M-1	1 007 04 0000029	84
HE-024-MS	1 007 03 0000051	27	HM070-002-M-2	1 007 04 0000031	84
HE-032-F(17-32)	1 007 03 0000044	25	HM070-002-MC	1 007 04 0000033	85
HE-032-FC(17-32)	1 007 03 0000042	24	HM100-001-FC-1	1 007 04 0000018	80
HE-032-FS(17-32)	1 007 03 0000046	25	HM100-001-MC-1	1 007 04 0000017	80
HE-032-M(17-32)	1 007 03 0000043	25	HM100-002-F-1	1 007 04 0000020	82
HE-032-MC(17-32)	1 007 03 0000041	24	HM100-002-F-2	1 007 04 0000022	82
HE-032-MS(17-32)	1 007 03 0000045	25	HM100-002-FC-1	1 007 04 0000024	83
HE-048-F(25-48)	1 007 03 0000050	27	HM100-002-M-1	1 007 04 0000019	82
HE-048-FC(25-48)	1 007 03 0000048	26	HM100-002-M-2	1 007 04 0000021	82
HE-048-FS(25-48)	1 007 03 0000052	27	HM100-002-MC-1	1 007 04 0000023	83
HE-048-M(25-48)	1 007 03 0000049	27	HM200-001-F-1	1 007 04 0000010	77
HE-048-MC(25-48)	1 007 03 0000047	26	HM200-001-F-2	1 007 04 0000012	77
HE-048-MS(25-48)	1 007 03 0000051	27	HM200-001-FC-1	1 007 04 0000007	79
HEE-010-FC	1 007 03 0000054	30	HM200-001-M-1	1 007 04 0000009	77
HEE-010-MC	1 007 03 0000053	30	HM200-001-M-2	1 007 04 0000011	77
HEE-018-FC	1 007 03 0000056	31	HM200-001-MC-1	1 007 04 0000008	79
HEE-018-MC	1 007 03 0000055	31	HM300-001-FC-1	1 007 040000002	76
HEE-032-FC	1 007 03 0000058	32	HM300-001-MC-1	1 007 040000001	76
HEE-032-FC	1 007 03 0000062	34	HMD-012-FC-1	1 007 04 0000068	97
HEE-032-MC	1 007 03 0000057	32	HMD-012-MC-1	1 007 04 0000067	97
HEE-032-MC	1 007 03 0000061	34	HMDB-009-FC-1	1 007 04 0000084	101
HEE-046-FC	1 007 03 0000060	33	HMDB-009-MC-1	1 007 04 0000083	101

型号 Product Model	货号 Order No.	页码 Page	型号 Product Model	货号 Order No.	页码 Page
HMDD-017-FC-1	1 007 04 0000070	98	MPCM-OD6.0	1 007 06 0000061	107
HMDD-017-MC-1	1 007 04 0000069	98	PCF-1.6	1 007 04 0000112	106
HMDD-036-FC-1	1 007 04 0000072	99	PCF-3.0	1 007 04 0000113	106
HMDD-036-MC-1	1 007 04 0000071	99	PCF-4.0	1 007 04 0000114	106
HMDD-042-FC	1 007 04 0000074	100	PCF-6.0	1 007 04 0000106	105
HMDD-042-MC	1 007 04 0000073	100	PCFS-1.6	1 007 04 0000115	106
HME-006-FC-1	1 007 04 0000060	93	PCFS-3.0	1 007 04 0000116	106
HME-006-MC-1	1 007 04 0000059	93	PCFS-4.0	1 007 04 0000117	106
HMEE-008-FC-1	1 007 04 0000064	95	PCFS-6.0	1 007 04 0000107	105
HMEE-008-MC-1	1 007 04 0000063	95	PCM-1.6	1 007 04 0000109	106
HMEE-020-FC-1	1 007 04 0000066	96	PCM-3.0	1 007 04 0000110	106
HMEE-020-MC-1	1 007 04 0000065	96	PCM-4.0	1 007 04 0000111	106
HMEHV-006-FC-1	1 007 04 0000062	94	PCM-6.0	1 007 04 0000105	105
HMEHV-006-MC-1	1 007 04 0000061	94	SGF-0.25	1 007 07 0000005	101
HMHD-025-FC-1	1 007 04 0000076	102	SGF-0.33	1 007 07 0000006	101
HMHD-025-MC-1	1 007 04 0000075	102	SGF-0.52	1 007 07 0000007	101
HMHD-036-FC-1	1 007 04 0000078	103	SGF-0.82	1 007 07 0000008	101
HMHD-036-MC-1	1 007 04 0000077	103	SGM-0.25	1 007 06 0000005	101
HMP-002	1 007 04 0000104	105	SGM-0.33	1 007 06 0000006	101
HMP-003	1 007 04 0000108	106	SGM-0.52	1 007 06 0000007	101
HMP-003-V2	1 007 04 0000120	107	SGM-0.82	1 007 06 0000008	101
HMPE100-001-F-1	1 007 04 0000016	81	SSF-0.25	1 007 07 0000001	101
HMPE100-001-F-2	1 007 04 0000016	81	SSF-0.33	1 007 07 0000002	101
HMPE100-001-F-3	1 007 04 0000016	81	SSF-0.52	1 007 07 0000003	101
HMPE100-001-M-1	1 007 04 0000015	81	SSF-0.82	1 007 07 0000004	101
HMPE100-001-M-2	1 007 04 0000015	81	SSM-0.25	1 007 06 0000001	101
HMPE100-001-M-3	1 007 04 0000015	81	SSM-0.33	1 007 06 0000002	101
HMPE200-001-F-1	1 007 040000026	78	SSM-0.52	1 007 06 0000003	101
HMPE200-001-F-2	1 007 040000028	78	SSM-0.82	1 007 06 0000004	101
HMPE200-001-M-1	1 007 040000025	78	WNAPC-M25B(D10.5-14)	102 112 018 2004	159
HMPE200-001-M-2	1 007 040000027	78	WNAPC-M25B(D14-17)	102 112 018 2006	159
HM-RJ45-APT-1	1 007 04 0000087	104	WNAPC-M25B(D6.5-9.5)	102 112 018 2002	159
HM-RJ45-FC-1	1 007 04 0000086	104	WNAPC-PG16B(D11.5-15.5)	102 112 005 2002	159
HM-RJ45-MC-1	1 007 04 0000085	104	WNAPC-PG21B(D14-18)	102 112 006 2002	159
HPDF-02-F-1	1 007 05 0000028	74	WNAPC-PG21B(D17-20.5)	102 112 006 2004	159
HPDF-02-M-1	1 007 05 0000027	74			
HPDF-03-F-1	1 007 05 0000030	74			
HPDF-03-M-1	1 007 05 0000029	74			
HPDF-04-F-1	1 007 05 0000032	75			
HPDF-04-M-1	1 007 05 0000031	75			
HPDF-06-F-1	1 007 05 0000034	75			
HPDF-06-M-1	1 007 05 0000033	75			
HQ-005-FC	1 007 03 0000106	109			
HQ-005-MC	1 007 03 0000105	109			
HQ-007-FC	1 007 03 0000108	111			
HQ-007-MC	1 007 03 0000107	111			
HQ-008-FC	1 007 03 0000136	114			
HQ-008-MC	1 007 03 0000135	114			
HQ-012-FC	1 007 03 0000110	112			
HQ-012-MC	1 007 03 0000109	112			
HQ-021-FC	1 007 03 0000140	118			
HQ-021-MC	1 007 03 0000139	118			
HQ-4/2-FC	1 007 03 0000134	116			
HQ-4/2-MC	1 007 03 0000133	116			
HSB-006-F	1 007 03 0000096	65			
HSB-006-F	1 007 03 0000098	65			
HSB-006-M	1 007 03 0000095	65			
HSB-006-M	1 007 03 0000097	65			
HSB-012-F(7-12)	1 007 03 0000098	65			
HSB-012-M(7-12)	1 007 03 0000097	65			
MPCF-OD3.0	1 007 07 0000059	107			
MPCF-OD4.0	1 007 07 0000060	107			
MPCF-OD6.0	1 007 07 0000061	107			
MPCFS-OD3.0	1 007 07 0000062	107			
MPCFS-OD4.0	1 007 07 0000063	107			
MPCFS-OD6.0	1 007 07 0000064	107			
MPCM-OD3.0	1 007 06 0000059	107			
MPCM-OD4.0	1 007 06 0000060	107			

**倍仕得电气科技(杭州)股份有限公司**  
BEISIT ELECTRIC TECH (HANGZHOU) CO.,LTD.

浙江杭州临平经济技术开发区唐梅路1号 邮编: 311100

Add.: 1, Tangmei Rd., Linping Economic-Technological  
Development Area, Hangzhou, Zhejiang 311100, China  
Tel: 0086-571-8936 2888 E-mail: info@beisit.com  
Http: // www.beisit.com

**倍仕得电气科技(深圳)有限公司**  
BEISIT ELECTRIC TECH (SHENZHEN) CO.,LTD.

深圳龙华区壹成环智中心B座1203-1204单元 邮编: 518109

Add.: Unit 1203-1204, Building B, Yicheng Huanzhi Center,  
Longhua District, Shenzhen 518109 China  
Tel: 0086-755-23730413 E-mail: info@beisit.com  
Http: // www.beisit.com

**倍仕得电气科技(杭州)股份有限公司天津分公司**  
BEISIT ELECTRIC TECH (HANGZHOU) CO.,LTD. - TIANJIN BRANCH

天津河东津滨大道万达广场写字楼A座1416 邮编: 300171

Add.: #1416 Building A, Wanda Plaza Office Building,  
Jinbin Avenue, Hedong District, Tianjin 300171 China  
Tel: 0086-22-85453260 E-mail: info@beisit.com  
Http: // www.beisit.com



微信公众号



官网



抖音

⚠ We reserve the right to make technical changes or modify the contents of this document without prior notice. All the agreed particulars shall prevail. All rights reserved.