



YOUR TRUSTED PERICOLI VENTILATION PARTNER.



since
1967

ACF P



ACF P is the most suitable product to be used whenever air circulation is required. It is available in sizes 21 and 26 inches, with the body and the propeller made of plastic material. The fans are provided with safety nets compliant with the strictest safety requirements. ACF P is designed to ensure versatility and energy efficiency, to make it the most versatile product for greenhouses and livestock applications. These products have been developed in our PERIlab and certified by BessLab*. (*ACF 21P only)



High efficiency motor. UL approved (only ACF 26P). Variable speed regulation can be achieved by using an inverter drive




Round air outlet both for direct air diffusion and canalization (only ACF 26P)



Single-phase conversion kit with no requirement to replace the electric motor. The same motor operates at both 50Hz and 60Hz



Several hanging options



ACF 21 P

PLASTIC
AIR CIRCULATION FAN



ACF 26 P



Technical features



ACF 21P - AMCA 230-15 test number Bess Lab: c22334; c22330; c22336; c22335; c22339; c22340

Model	Diameter Ø	Voltage**	Frequency	Thrust	Propeller speed rotation	Power consumption	Thrust efficiency ratio	Air flow	Air flow*	Specific power input	Efficacy
ACF 21P 5000	20 inch 508 mm	Δ 220-240 V Y 380-420 V	50 Hz	2,43 lbf	966 RPM	157 W	15,5 lbf/kW	4.978 m³/h	7.040 m³/h	32W/ (1000 m³/h)	18,7 ccfm/W
				1,10 kgf				2.930 ccfm			
		Δ 220-270 V Y 380-460 V	60 Hz	2,55 lbf	1155 RPM	139 W	18,4 lbf/kW	5.097 m³/h	7.208 m³/h	27W/ (1000 m³/h)	21,6 ccfm/W
				1,16 kgf				3.000 ccfm			
ACF 21P 6300	20 inch 508 mm	Δ 220-240 V Y 380-420 V	50 Hz	3,94 lbf	1448 RPM	246 W	16 lbf/kW	6.337 m³/h	8.962 m³/h	39W/ (1000 m³/h)	15,2 ccfm/W
				1,79 kgf				3.730 ccfm			
		Δ 220-270 V Y 380-460 V	60 Hz	3 lbf	1126 RPM	187 W	16,4 lbf/kW	5.590 m³/h	7.905 m³/h	33W/ (1000 m³/h)	17,6 ccfm/W
				1,36 kgf				3.290 ccfm			
ACF 21P 7400	20 inch 508 mm	Δ 220-240 V Y 380-420 V	50 Hz	5 lbf	1426 RPM	441 W	11,3 lbf/kW	7.170 m³/h	10.140 m³/h	62W/ (1000 m³/h)	9,6 ccfm/W
				2,27 kgf				4.220 ccfm			
		Δ 220-270 V Y 380-460 V	60 Hz	5,39 lbf	1691 RPM	364 W	14,8 lbf/kW	7.442 m³/h	10.524 m³/h	49W/ (1000 m³/h)	12 ccfm/W
				2,44 kgf				4.380 ccfm			

*Using ANSI/AMCA Standard 230-99 method.

method.

**Single phase motor available on request.

Note: tested with two safety nets.



ACF 26P - AMCA 230-12

Model	Diameter Ø	Voltage**	Frequency	Thrust	Propeller speed rotation	Power consumption	Thrust efficiency ratio	Air flow	Air flow*	Specific power input	Efficacy
ACF 26P	25 inch 635 mm	Δ 220-240 V Y 380-420 V	50 Hz	6,4 lbf	940 RPM	336 W	19,1 lbf/kW	9.700 m³/h	13.800 m³/h 8.130	34,6W/ (1000 m³/h)	17,1 ccfm/W
				2,85 kgf				5.750 ccfm			
		Δ 220-270 V Y 380-460 V	60 Hz	8,5 lbf	1120 RPM	461 W	18,5 lbf/kW	11.250 m³/h	15.900 m³/h	41W/ (1000 m³/h)	14,4 ccfm/W
				3,7 kgf				8.820 ccfm			

*Using ANSI/AMCA Standard 230-99 method.

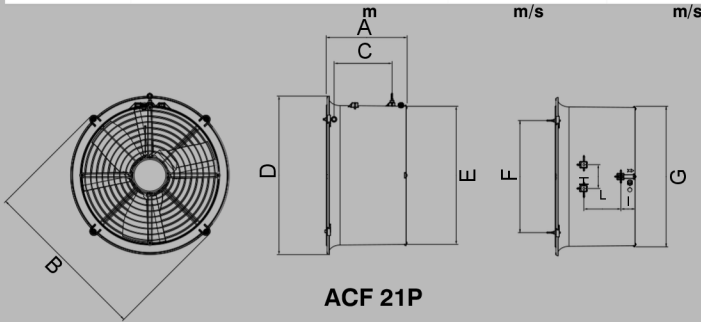
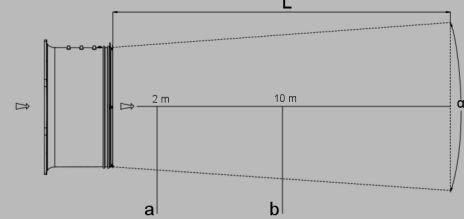
**Single phase motors, different voltage and speed regulable motors over transformers are available on request.

Note: the fans are tested with two safety nets. ACF 26 tested in PERI lab.

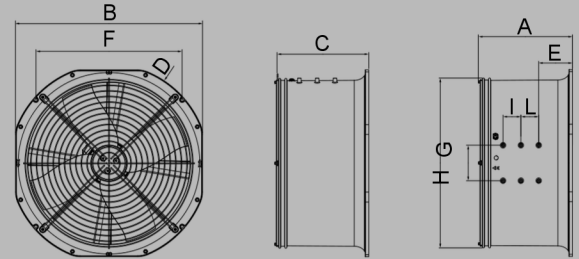
Dimensions and loading possibilities

Air outlet cone

Model	α	L 40	a 4,1	b 1,7
ACF 21P	20°	m	m/s	m/s
ACF 26P	32°	45	5,8	1,6



ACF 21P



ACF 26P

Dimensions

Model	Dimension - A - [mm]	Dimension - B - [mm]	Dimension - C - [mm]	Dimension - D - [mm]	Dimension - E - [mm]	Dimension - F - [mm]	Dimension - G - [mm]	Dimension - H - [mm]	Dimension - I - [mm]	Dimension - L - [mm]	Noise at 7m dB (A)	Net weight [kg]	Gross weight [kg]	Dimension carton box (LxWxH) [mm]
ACF 21P	306	632	215	Ø 600	Ø 523	424	532	90	54	140	50-64	12	14	610x610x320
ACF 26P	370	734	360	Ø 780	132.5	574	668	140	70	70	59	20	22	745x745x385

Loading possibilities on pallet

Model	ACF 21 _p	ACF 26 _p	ACF 26 _p
Fully assembled version (FA)		Type A	Type B
LxWxH [mm] N° pieces	1220x1220x205	1500x1500x220	1500x750x220
Gross weight - kg	0 24 350	0 20 450	0 10 225

Loading possibilities


	Fully assembled version (FA)	
	ACF	ACF 26P
Model Container	21P 225	100 220
20ft Container	465 540	220 270
40ft Container	616	or 324
40ft HC Truck		

All data in this catalogue are indicative and are subject to change without prior notice.




electrical
contractor

ventilation &
Environmental



 01980 671053

 info@1803ltd.co.uk

 www.1803ltd.co.uk