



PEW Electrical Distributors

Operating Panels



COLONNA SURFACE

Full height cabin column suitable for renovation



MAIN FEATURES

FLORENCE AND AIDA MODEL

- Model with superior end caps FLORENCE (201 and 300mm) or AIDA:
 - column can be opened by an opening Vasistas system with key (both for FLORENCE and AIDA models);
 - fixing by screws (both for FLORENCE and AIDA models)
- Customisable height
- 1,2mm thickness of stainless steel faceplate
- Box behind is not necessary

AVAILABLE FINISHES



Scotch brite inox




Mirror inox



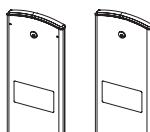
Satin PVD gold




Mirror PVD gold



Aida column with key or
Aida column with fixing by screws



Florence column with key or
Florence column with fixing by screws




AIDA model FLORENCE model

PEW Electrical Distributors Ltd

Unit 1 The iO Centre
59-71 River Road
Barking, Essex IG11 0DR

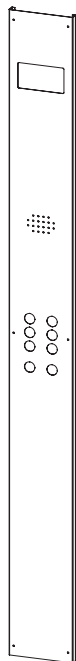
0208 507 1001

sales@pewelectrical.com
www.pewelectrical.com



COLONNA FLUSH

Full height cabin column suitable for renovation

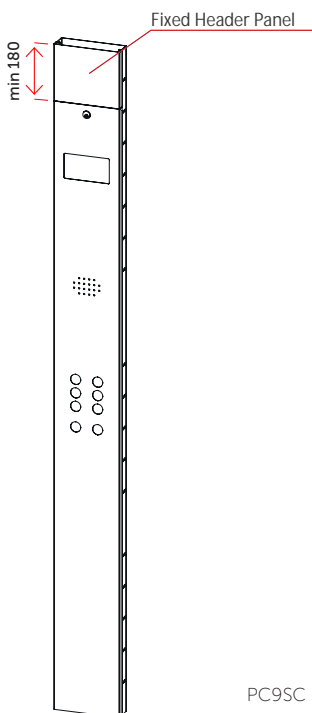
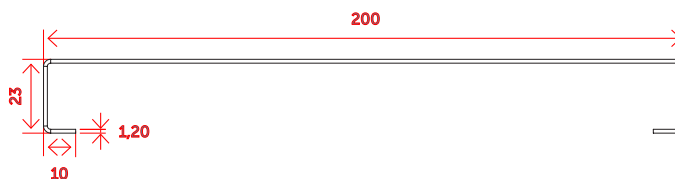


PC9 standard

PC9 MODEL

Completely customisable flush Car Operating Panel

- Completely customisable column with a 'C' or 'U' profile
- 1.2mm or 2mm thickness of stainless steel faceplate
- Fixing by screws or Vasistas System with Key
- With or without Back Box
- Available finishes: Scotch Brite st/steel, Mirror st/steel, Gold PVD, Gold PVD Mirror
- A standard dimension is available (see BELOW)



PC9SC standard

PC9SC MODEL

Standard flush Car Operating Panel with fixed header panel

- Opening with Vasistas System and Key
- Width 210mm with customisable height
- 1.2mm or 2mm thickness of stainless/steel faceplate
- Available finishes: Scotch Brite st/steel, Mirror st/steel, Gold PVD, Gold PVD Mirror

