



**PEW Electrical
Distributors**

LCD Display



TRICOLOR

Car LCD position indicator



MAIN FEATURES

- LCD Model: car indicator LCD available in blue or black background
- Fast Fixing: frontal mounting with frame or flush mounting on 1.2 and 2mm faceplates through soldered studs
- Screen: lens polycarbonate (shock-proof)
- Colours: white LED on blue background or 5 different colours (navy blue, white, yellow, green and red) on black background
- Wiring: screws or pre-wired connectors (AMP or JST).
- Common: positive or negative
- Power supply: 12/24Vdc +/- 10%
- Signals: floors, arrows, out of service and overload signals
- Optional signals: sent and acknowledged alarms (yellow and green) and overload red signal
- Available characters: programmable characters set in Latin, Cyrillic and Greek alphabet
- 64 stops in independent mode (magnetic sensors)
- Integrated and programmable three-tone chime
- Easy programming by a dedicated integrated keyboard
- 32 stops in binary code, 14 stops 1 wire for floor
- Up and down arrow (41mm)
- Available in CAN and RS485 serial version with collection calls.
- Possibility to set binary, inverted binary, BCD, Gray and 7 segments codes

BLUE TRICOLOR



BLACK TRICOLOR



BLUE MONOCOLOR



LCDTBL/485: serial RS485 for SNV201:ENC
LCDTBL/1PF: parallel
LCD530-A: parallel, common cathode
LCDTBL/AMP: VEGA serial
LCD520: with magnetic sensor
LCD539-A: common cathode, lateral connectors

LCDTBK/485: serial RS485 for SNV201:ENC
LCDTBK/1PF: parallel
LCD537-A: parallel, common cathode
LCD530: with magnetic sensor
LCD523-A: parallel LCD above landing doors
LCD533-A: parallel LCD above landing doors, common cathode


LCDMBL/485: serial RS485 for SNV201:ENC
LCDMBL/1PF: parallel
LCD531-A: parallel, common cathode
LCDMBL/SER: VEGA serial
LCD522-A: parallel LCD above landing doors
LCD532-A: parallel LCD above landing doors, common cathode
LCD550-A: VEGA serial LCD above landing doors

PEW Electrical Distributors Ltd

Unit 1 The iO Centre
59-71 River Road
Barking, Essex IG11 0DR

0208 507 1001

sales@pewelectrical.com
www.pewelectrical.com



LCD Display

FIXING KIT CODES


LCDT/CHRFM: chrome frame
 LCDT/GLDFRM: golden frame
 LCDT/BLKFRM: black frame
 KIT-FISS-C-FL-TRIC-1.2: kit for flush mounting on 1.2mm faceplates
 KIT-FISS-S-FL-TRIC-2: kit for flush mounting on 2mm faceplates



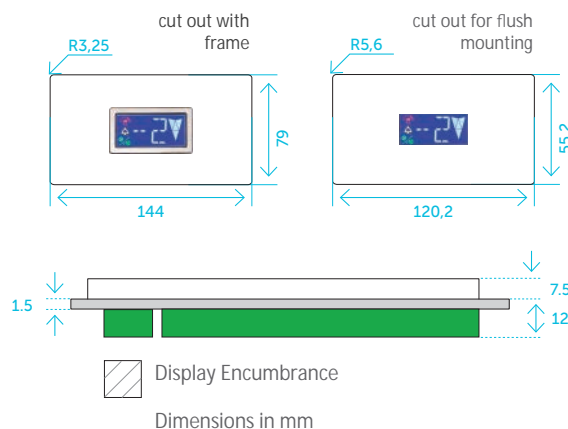
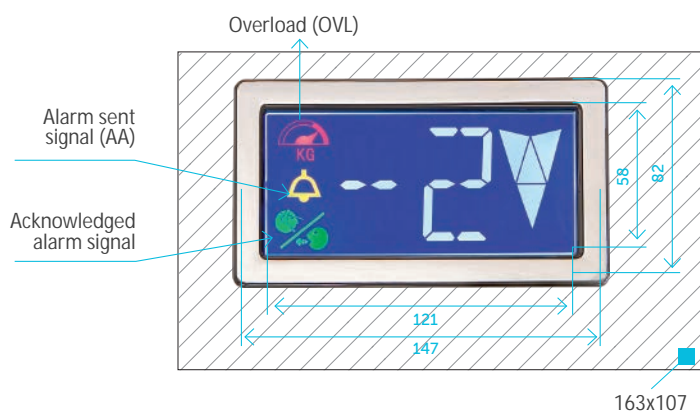
FRAME - Chrome / Gold / Black

OPTIONS - Vandal proof glass for the flush mounting version.

Flush Fixing Points
M3 x 15mm studs



DIMENSIONS



INTERFACES

SNV201:ENC

- RS485 serial encoder board (4-wire) to car & landings
- Binary or Gray inputs
- Maximum 32 stops
- Default or configurable service message inputs
- Configure set-up onboard via buttons
- Inbuilt Speech with speaker included (1W or 5W)
- Update speech using .wav files to MicroSD Card

1 PER FLOOR

- Direct input to display
- Maximum 10 stops

PARALLEL INPUT

- Common Positive (Anode)
- Common Negative (Cathode)

