

Our Erotic™
Journey

Get Real

Thrusting and Heating Dildo

Big Boy Edition

Instructions

PLEASE READ CAREFULLY BEFORE USING THE PRODUCT

Fully Charge before use.

Product Specification:

- Remote control (CR2032 lithium battery included)
- Material: medical grade silicone
- Waterproof rating: IPX6
- Vibration frequency: 3 speeds, 7 functions
- Push frequency: 3 speeds
- Heats up to 105 ° F
- Vibration and The thrust can be used separately or together
- Size: 8.27 "x 1.65" "- Thrust Length: 1"

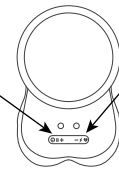
Product Features:

Are you craving that real sex simulation? Then lets "Get Real" with the "Remote Controlled "Get Real" Thrusting & Heating Dildo!" This "Big Boy" size is sure to give you that full feeling you have been craving with lots of thrusting and vibrating action that's sure to hit all your sweet spots. The life-like silicone and molding only adds to your pleasure. The "Remote Controlled "Get Real" Thrusting & Heating Dildo" features 3 speeds of vibration and 7 variable patterns. There are also 3 speeds of thrusting action, and it heats up to 105 degrees before shutting off. The thrusting action adds another full inch of pulsating pleasure to its 8.2" length and 1.6" girth. All functions can be managed via the remote control or manually. So, when it's time to get down to some serious pounding it's time to "Get Real!"

USE GUIDE:

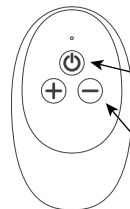
Turn on/off:

Press and hold power button for 3 second, till indicator light turn on/off.



After Power on:

To turn on the heat, press and hold lightning button until indicator light starts to respire.
Press lightning button to turn on vibration / switch mode.
Press power button to turn on thrusting / switch speed.

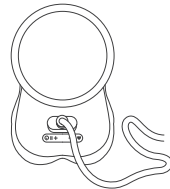


Buttons on controller (After power on):

Press and hold power button on remote to turn on/off.
(If the toy is off, controller cannot be used to turn on)

Use + to switch thrusting mode.
Use - to switch vibration mode.

CHARGE:



Indicator light will blink when magnetic charging cable is connected with power outlet/computer USB. (When battery is extremely low, the indicator light may take 1-2 minutes charging time to start blinking.)

Change battery of controller:

Open the back cover, use a new "CR2032 lithium battery" to replace the old one, make sure negative pole facing inside.

NOTICE:

- 1.Please charge the product for 1 hour before using it, Since the product will affect the vibration intensity of the product when the battery is low.
- 2.Before and after using the product, please clean it with warm water or neutral lotion.
- 3.The product store in a dry and cool place and avoid sunlight after cleaning.
- 4.Please do not place the product on over 70 °F.
5. Please stop using the product immediately when you are feeling abnormal.
- 6.The product can be used with water-based lubricants or massage oils.
Silicone-based lubricants and massage oils are absolutely prohibited.
- 7.Please stop using product immediately if it is damaged.

Storage:

- 1.We recommend store vibrator in ventilated place.Avoid direct sun exposure, high temperature and humidity moisture place
- 2.Keep the surface dry without any water stains and then store it in a storage bag.

Sweet Tips:

- 1 Vibrator is personal product. Please don't share it with others and avoid caused health issues
- 2.Please stop use if any discomfort when you using
- 3.Please don't use it when you are ill or wake for your safety
- 4.It is designed to help release tight muscles,prevent injury and lead to more effective warm up and recovery.