

Welcome mcoombs | [Logout](#)

Home - TrueCIP Portal

Welcome to the Black Canyon Irrigation District Ag-Water Services Portal

Choose a menu option from the left to begin using the portal.

Customer #01307 - Ellington, Dale A. & Goldie M.
 Address 10922 Purple Sage Rd.
 Middleton ID 83644
 Primary Phone (208) 585-9108

Account #	Account Type	Location	Amount Due	Last Payment	Bill Due Date
0256-001-07*1-00	Turnout	18 C.E.18.1-2.3 1	\$0.00	\$156.26	
Total			\$0.00		

Customer #02976 - Tucker, Larry & Valerie
 Address 3890 Sand Hollow Rd
 New Plymouth ID 83655
 Primary Phone (208) 740-0186

Account #	Account Type	Location	Amount Due	Last Payment	Bill Due Date
1321-001-00*1-00	Turnout	04 A04.4 4	\$615.00	\$230.00	06/20/2017
Total			\$615.00		

Customer #04468 - DC Land Properties, LLC
 Address 29863 Farmway
 Caldwell ID 83607
 Mobile Phone (208) 941-1460

Account #	Account Type	Location	Amount Due	Last Payment	Bill Due Date
0401-001-00*1-01	Turnout	14 C.G.1.1-1.9 6	\$0.00	\$0.00	
0407-001-01*1-01	Turnout	14 C.G.1.1-1.9 3	\$0.00	\$0.00	
0407-001-01*2-01	Turnout	14 C.G.1.1-2.2 4	\$0.00	\$0.00	
0407-001-01*3-01	Turnout	14 C.G.1.1-2.2 5	\$0.00	\$0.00	
1044-001-00*1-02	Turnout	08 C.W.07.5 6	\$0.00	\$0.00	
1044-001-00*2-02	Turnout	08 C.W.07.5 9	\$0.00	\$0.00	

On the Home screen you will see a list of all the customers that you have access to. To begin ordering water, click **Water Orders** on the left side menu

Welcome mcoombs | [Logout](#)

Home - Water Orders

Select a customer from the list below to view/create Water Orders.

#04468
 DC Land Properties, LLC
 29863 Farmway
 Caldwell, ID 83607 [Select](#)

#01307
 Ellington, Dale A. & Goldie M.
 10922 Purple Sage Rd.
 Middleton, ID 83644 [Select](#)

#02976
 Tucker, Larry & Valerie
 3890 Sand Hollow Rd
 New Plymouth, ID 83655 [Select](#)

TrueCIP Copyright © 2007-2017 TrueCIP Solutions

Click **Select** next to the account you want to order water on. If you only have your account on your profile you will NOT see this screen.

Water Orders

Welcome nicoombs | Logout

CHANGE PASSWORD
EDIT YOUR PROFILE
BILLING HISTORY
ACCOUNT CONSUMPTION
ACCOUNT DELIVERIES
WATER ORDERS

WATER ORDERS PRINTABLE PAGE

DC Land Properties LLC
29863 Farmway
Caldwell, ID 83607
Place a Water Order

Start time is subject to availability as determined by the Water Master.

Pending Orders

Turnout	Crop	Requested Date	Order Date	Type	Flow Rate	Requested By	Grower Field Name
Cancel C.W.07.5-6	Unknown	03/17 12:12pm	03/19 06:00am	TurnOff		Mark Coombs	1044-001-00

Approved Orders

#	Turnout	Field	Crop	TurnOn Date	Run Time	Time Left	Carried Over
157695	C.G.1.1-1.9-3	987	Unknown - 6.7ac	03/13 06:00am			
	Run Date	Type	Action	Flow Rate	Ordered Date	Ordered By	
	03/13 06:00am		TurnOn	0.3cfs	03/09 03:55pm	Mark Coombs	
157697	C.G.1.1-2.2-4	988	Unknown - 48.6ac	03/13 06:00am			
	Run Date	Type	Action	Flow Rate	Ordered Date	Ordered By	
	03/13 06:00am		TurnOn	0.1cfs	03/09 09:02am	Mark Coombs	
157700	C.G.1.1-1.9-6	976	Unknown - 69.8ac	03/11 06:00am	2days		
	Run Date	Type	Action	Flow Rate	Ordered Date	Ordered By	
	03/11 06:00am		TurnOn	0.1cfs	03/09 03:19pm	Mark Coombs	
	03/13 06:00am		TurnOff		03/09 03:19pm	Mark Coombs	
157689	C.G.1.1-2.2-5	989	Unknown - 9.4ac	03/06 06:00am	5days		
	Run Date	Type	Action	Flow Rate	Ordered Date	Ordered By	
	03/11 06:00am		TurnOn	0.5cfs	03/03 08:34pm	Mark Coombs	
	03/11 06:00am		TurnOff		03/09 02:16pm	Mark Coombs	
157692	C.W.07.5-9	2382	Unknown - 18ac	03/06 06:00am			
	Run Date	Type	Action	Flow Rate	Ordered Date	Ordered By	
	03/06 06:00am		TurnOn	1.0cfs	03/05 11:35am	Mark Coombs	
157688	C.W.07.5-12	2383	Unknown - 31ac	03/05 06:00am			

Click **Place a Water Order**

SELECT A FIELD

Please select the field that you would like to order water for. Then press the next button.

	IO Id	Field #	Grower Name	Crop	Acres
Select	C.F.09.2-0.5-1	1140/Weher	0511-001-00	Unknown	20.00ac
Select	C.F.09.2-0.5-1	1141/Weher	0511-001-00	Unknown	15.00ac
Select	C.F.10.2-2.9-3	1393	0519-003-00	Unknown	6.70ac
Select	C.G.1.1-1.4-5	1248	0512-001-01	Unknown	36.60ac
Select	C.G.1.1-1.5-5	1234	0511-001-00	Unknown	79.50ac
Select	C.G.3.7-3	1242	0512-001-00	Unknown	17.05ac
Select	C.G.3.7-5	1243	0512-001-00	Unknown	13.00ac
Select	C.G.3.7-6	1244	0512-001-00	Unknown	22.00ac
Select	C.G.3.7-7	1245	0512-001-00	Unknown	6.10ac
Select	C.G.3.7-8	1246/Pond	0512-001-00	Unknown	15.00ac
Select	C.G.3.7-10	1247	0512-001-00	Unknown	13.00ac
Select	C.G.3.7-10	1249	0512-001-01	Unknown	15.00ac
Select	C.G.4.4-0.8-3	1235/Hanson	0511-001-00	Unknown	61.00ac
Select	C.G.5.0-5	1237/Wheel Lines	0511-001-00	Unknown	21.00ac
Select	C.G.5.0-7	1238/Pivot	0511-001-00	Unknown	65.50ac
Select	C.G.5.0-2.0-2	1239/Roland	0511-001-00	Unknown	52.40ac
Select	C.G.5.0-2.1-1	1240/Peterson Home	0511-001-00	Unknown	47.70ac
Select	C.G.Pump 08-4	1236	0511-001-00	Unknown	51.00ac

Fields for this customer

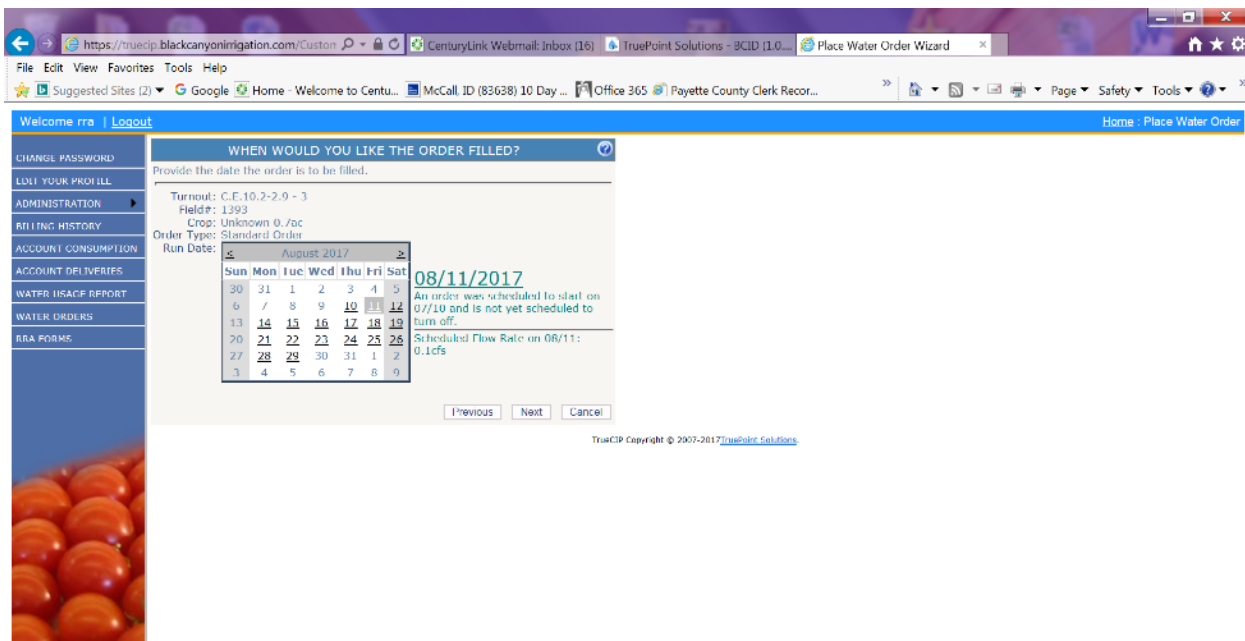
Previous Next Cancel

TrueCIP Copyright © 2007-2017 TruePoint Solutions

Click **Select** next to the field you want to order water on. If you only have one lateral and tap, the software will skip this screen and take you right to the next screen.

Click **Next**

****At any point from here on, you can click the Previous button to go back.**



Click the **date** on the calendar that you want to turn water On / Off / or Change Flow.
Click **Next**

BUSINESS RULES:

1. If water is running for a date you pick the system tells you the status of the field you are on to the right of the calendar:
 - a. When the current order started
 - b. The current flow rate
2. You cannot order water for tomorrow after 2 p.m. today.
3. You cannot order water changes for Sunday.
4. Water changes for Monday need to be done by 2 p.m. on Saturday.
 - a. If you try to choose a date that is not available for one these reasons, the screen will not move forward and you will get a red error message at the bottom of the screen telling you why you can't order on that date or the software won't allow you to pick a date at all.

Welcome rra | Logout

Home : Place Water Order

CHANGE PASSWORD
EDIT YOUR PROFILE
ADMINISTRATION
BILLING HISTORY
ACCOUNT CONSUMPTION
ACCOUNT DELIVERIES
WATER USAGE REPORT
WATER ORDERS
BPA FORMS

ORDER DETAILS

Provide the flow information for the order.

Turnout: C.G.1-1-1.4 - 5
Field#: 1218
Crop: Unknown 36.6ac
Order Type: Standard Order
Run Date: 08/11/2017

For the specified day the water is not currently running or scheduled to be running. Provide the flow that you are would like to turn on to. The last flow you ordered is automatically populated in the *Flow Rate* field.

Flow Rate: cfs [Convert Flow](#)
Duration: days

TruePoint Copyright © 2007-2017 TruePoint Solutions

- ❖ I strongly recommend that you use the **Convert Flow** link to order as the system uses **CFS** and **NOT INCHES**.
- ❖ **TURN ON: THIS IS IN CFS – NOT INCHES!!**
- ❖ ****If you know the CFS, you can fill in the box yourself but don't forget the decimal point!!!** There is a chart on Page 6 that converts inches to CFS.

Welcome rra | Logout

Home : Place Water Order

CHANGE PASSWORD
EDIT YOUR PROFILE
ADMINISTRATION
BILLING HISTORY
ACCOUNT CONSUMPTION
ACCOUNT DELIVERIES
WATER USAGE REPORT
WATER ORDERS
BPA FORMS

ORDER DETAILS

Provide the flow information for the order.

Turnout: C.G.1-1-1.4 - 5
Field#: 1218
Crop: Unknown 36.6ac
Order Type: Standard Order
Run Date: 08/11/2017

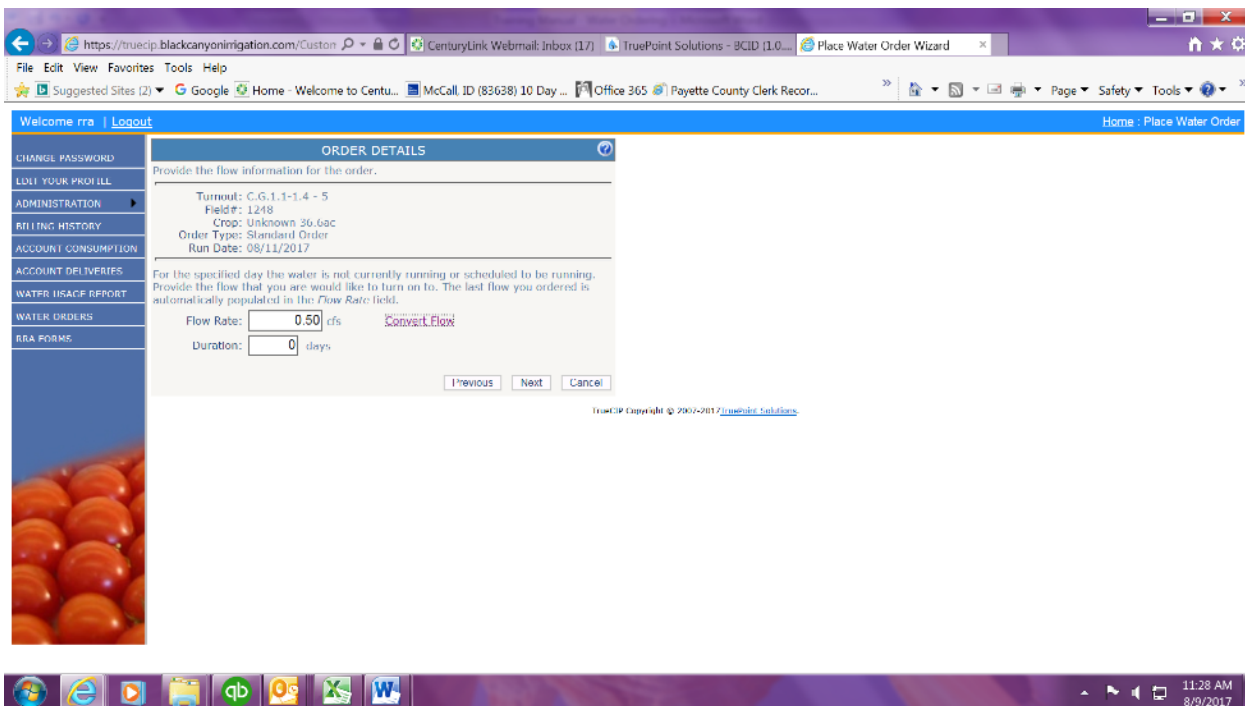
For the specified day the water is not currently running or scheduled to be running. Provide the flow that you are would like to turn on to. The last flow you ordered is automatically populated in the *Flow Rate* field.

Flow Rate: cfs [Convert](#)
Duration: days

Convert Flow

Miners Inches Miners Inch (1 = 1/50 CFS)
Flow

When you enter in the inches you want, this tool will convert the inches to CFS. Click **Done** and the CFS Flow Rate will be entered.



- ❖ **You DO NOT have to put a number in the Duration box. If you leave it alone the water will run until you put in a Turn Off request.** However, if you know how long you want water to run, you can enter a number in this box and the system will automatically create a Turn Off order for you on that date.
 - Example: You request a Turn On for 25 inches (.50 cfs) for Monday, August 8th and put 3 in the Duration box. The system will automatically create a Turn Off order for August 11th.

TURN OFF – Click the box to the left of ‘I would like to Turn Off’
Next

FLOW CHANGE – Use the **Convert Flow** link OR enter the cfs in the Flow Rate box
Next

This chart shows inches to CFS. To calculate Acre Feet, double the CFS and that is the Acre Feet used in a 24 hour period (50” = 1.00 CFS = 2 Acre Feet)

Inches	CFS	Inches	CFS	Inches	CFS	Inches	CFS
5	.10	55	1.10	105	2.10	155	3.10
10	.20	60	1.20	110	2.20	160	3.20
15	.30	65	1.30	115	2.30	165	3.30
20	.40	70	1.40	120	2.40	170	3.40
25	.50	75	1.50	125	2.50	175	3.50
30	.60	80	1.60	130	2.60	180	3.60
35	.70	85	1.70	135	2.70	185	3.70
40	.80	90	1.80	140	2.80	190	3.80
45	.90	95	1.90	145	2.90	195	3.90
50	1.00	100	2.00	150	3.00	200	4.00

Don't forget the decimal point!!!!!!

CONFIRM WATER ORDER REQUEST

Review the information you provided for this order then press the finish button to complete. If you have any comments or special instructions please provide them in the field below.

Turnout: C.G.1.1-1.9 - 3
Field#: 987
Crop: Unknown 6.7ac
Order Type: Standard Order
Run Date: 03/27/2017 N/A
Action: Change Flow from 0.3cfs to 0.5cfs

03/27/2017
An order was scheduled to start on 03/13 and is not yet scheduled to turn off.
Scheduled Flow Rate on 03/27: 0.3cfs

Special Instructions/Comments

Previous Finish Cancel

TrueCIP Copyright © 2007-2017 TruePoint Solutions

The last screen shows the date you have requested the change and what action you have requested.

This screen also allows you to send a note to the ditch rider if you have any comments.

Click **Finish**

WATER ORDERS

DC Land Properties, LLC
28603 Farmway
Caldwell, ID 83607

Place a Water Order

Start time is subject to availability as determined by the Water Master.

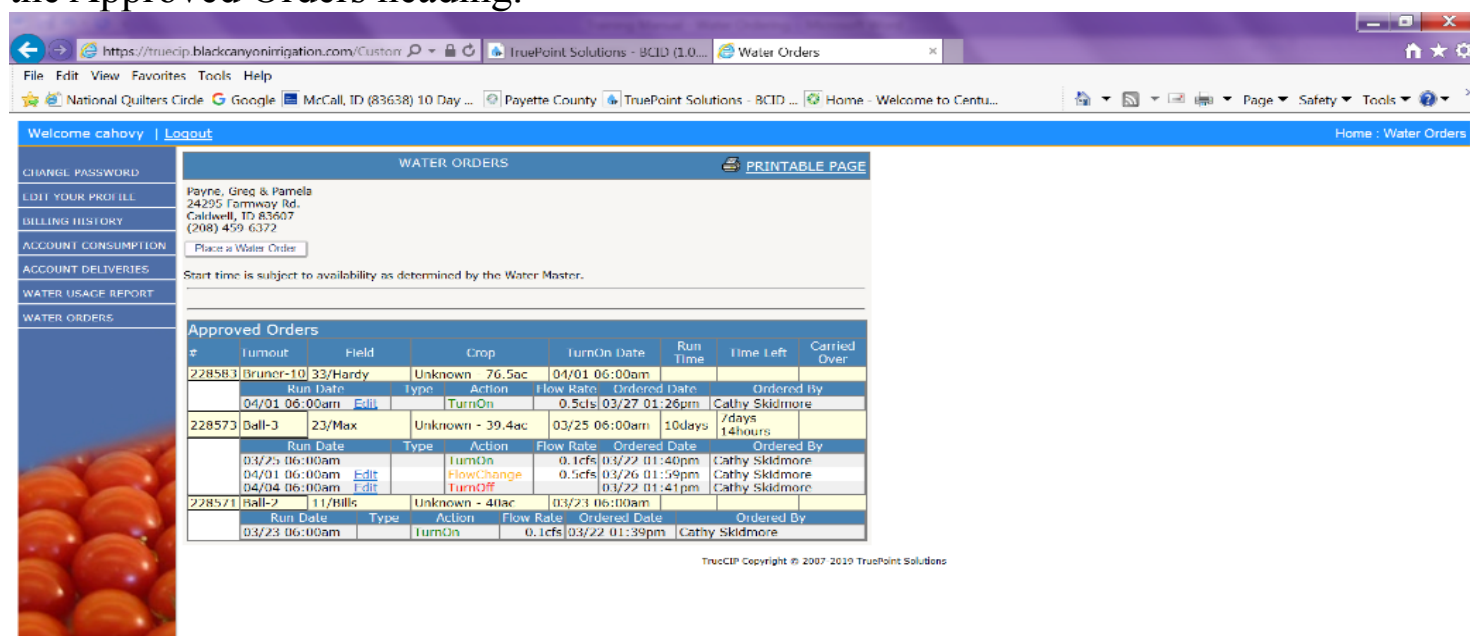
Pending Orders

Turnout	Crop	Requested Date	Order Date	Type	Flow Rate	Requested By	Grower Field Name
Cancel C.G.1.1-1.9-3	Unknown	03/24 04:50pm	03/27 12:00am	FlowChange	0.50cfs	Mark Coombs	0407-001-01
Cancel C.W.07.5-6	Unknown	03/17 12:12pm	03/19 06:00am	TurnOff		Mark Coombs	1044-001-00

Approved Orders

#	Turnout	Field	Crop	TurnOn Date	Run Time	Time Left	Carried Over
157596	C.G.1.1-1.9-3	987	Unknown - 6.7ac	03/13 06:00am			
	Run Date	Type	Action	Flow Rate	Ordered Date	Ordered By	
	03/13 06:00am	Unknown	TurnOn	0.3cfs	03/09 03:15pm	Mark Coombs	
157597	C.G.1.1-2.2-4	988	Unknown - 48.6ac	03/13 06:00am			
	Run Date	Type	Action	Flow Rate	Ordered Date	Ordered By	
	03/13 06:00am	Unknown	TurnOn	0.1cfs	03/09 09:02am	Mark Coombs	
157700	C.G.1.1-1.9-6	976	Unknown - 69.8ac	03/11 05:00am	12days		
	Run Date	Type	Action	Flow Rate	Ordered Date	Ordered By	
	03/11 06:00am	Unknown	TurnOn	0.1cfs	03/09 03:19pm	Mark Coombs	
	03/11 06:00am	Unknown	TurnOff		03/09 03:19pm	Mark Coombs	
157589	C.G.1.1-2.2-5	989	Unknown - 9.4ac	03/06 05:00am	15days		
	Run Date	Type	Action	Flow Rate	Ordered Date	Ordered By	
	03/06 06:00am	Unknown	TurnOn	0.5cfs	03/03 08:34pm	Mark Coombs	
	03/11 06:00am	Unknown	TurnOff		03/09 02:16pm	Mark Coombs	
157592	C.W.07.5-9	2382	Unknown - 18ac	03/06 05:00am			
	Run Date	Type	Action	Flow Rate	Ordered Date	Ordered By	
	03/06 06:00am	Unknown	TurnOn	1.0cfs	03/05 11:35am	Mark Coombs	
157888	C.W.07.5-12	2383	Unknown - 31ac	03/05 06:00am			
	Run Date	Type	Action	Flow Rate	Ordered Date	Ordered By	
	03/05 06:00am	Unknown	TurnOn	0.2cfs	03/04 09:05am	Mark Coombs	
157694	C.G.1.1-2.2-4	988	Unknown - 48.6ac	03/04 06:00am	12days		
	Run Date	Type	Action	Flow Rate	Ordered Date	Ordered By	
	03/04 06:00am	Unknown	TurnOn	0.2cfs	03/03 08:32pm	Mark Coombs	
	03/04 06:00am	Unknown	TurnOff		03/03 08:32pm	Mark Coombs	

Once you have finished a water order you are returned to the beginning screen. You will know that the process worked correctly if you see the order you just placed under the Approved Orders heading.



WATER ORDERS [PRINTABLE PAGE](#)

Payne, Greg & Pamela
24255 Farmway Rd.
Caldwell, ID 83607
(208) 459-6372

Place a Water Order

Start time is subject to availability as determined by the Water Master.

Approved Orders

#	Turnout	Field	Crop	TurnOn Date	Run Time	Time Left	Carried Over
228583	Brunner-10	33/Hardy	Unknown - 76.5ac	04/01 06:00am			
	Run Date	Type	Action	Flow Rate	Ordered Date	Ordered By	
	04/01 06:00am	Edit	TurnOn	0.5cfs	03/27 01:26pm	Cathy Skidmore	
228573	Ball-3	23/Max	Unknown - 39.4ac	03/25 06:00am	10days	/days 14hours	
	Run Date	Type	Action	Flow Rate	Ordered Date	Ordered By	
	03/25 06:00am	Edit	TurnOn	0.1cfs	03/22 01:40pm	Cathy Skidmore	
	04/01 06:00am	Edit	FlowChange	0.5cfs	03/26 01:59pm	Cathy Skidmore	
	04/04 06:00am	Edit	TurnOff		03/22 01:41pm	Cathy Skidmore	
228571	Ball-2	11/Bills	Unknown - 40ac	03/23 06:00am			
	Run Date	Type	Action	Flow Rate	Ordered Date	Ordered By	
	03/23 06:00am	Edit	TurnOn	0.1cfs	03/22 01:39pm	Cathy Skidmore	

TrueCIP Copyright © 2007-2010 TruePoint Solutions



NEW FEATURE:

You can now edit your water orders as long as the business rules are still followed:
You can only edit water orders before 2 p.m. on the business day (Sunday is NOT a business day) prior to the order.

Tips for Editing Water Orders:

- If you delete an On order the system will delete the Off and/or any Flow Changes associated with that On order.
- When you Edit an order you can change the date on a Turn On, Flow Change, or Turn Off as long as it doesn't conflict with something that is already scheduled to happen.
- It is your responsibility to ensure every order is correct so you will want to double check any order you edit or delete for accuracy.

Editing an Order:

Click the blue Edit link next to the order you want to change.

Water Order Details

Water Order #: 228598
 Flow: 0.1cfs
 Request Type: TurnOn
 Event Date Time: 4/15/2019 6:00:00 AM

Turnout: 2.5
 Field #: Master081-00
 Crop: Unknown
 Order Type: Standard Order

Flow: cfs [Convert Flow](#)

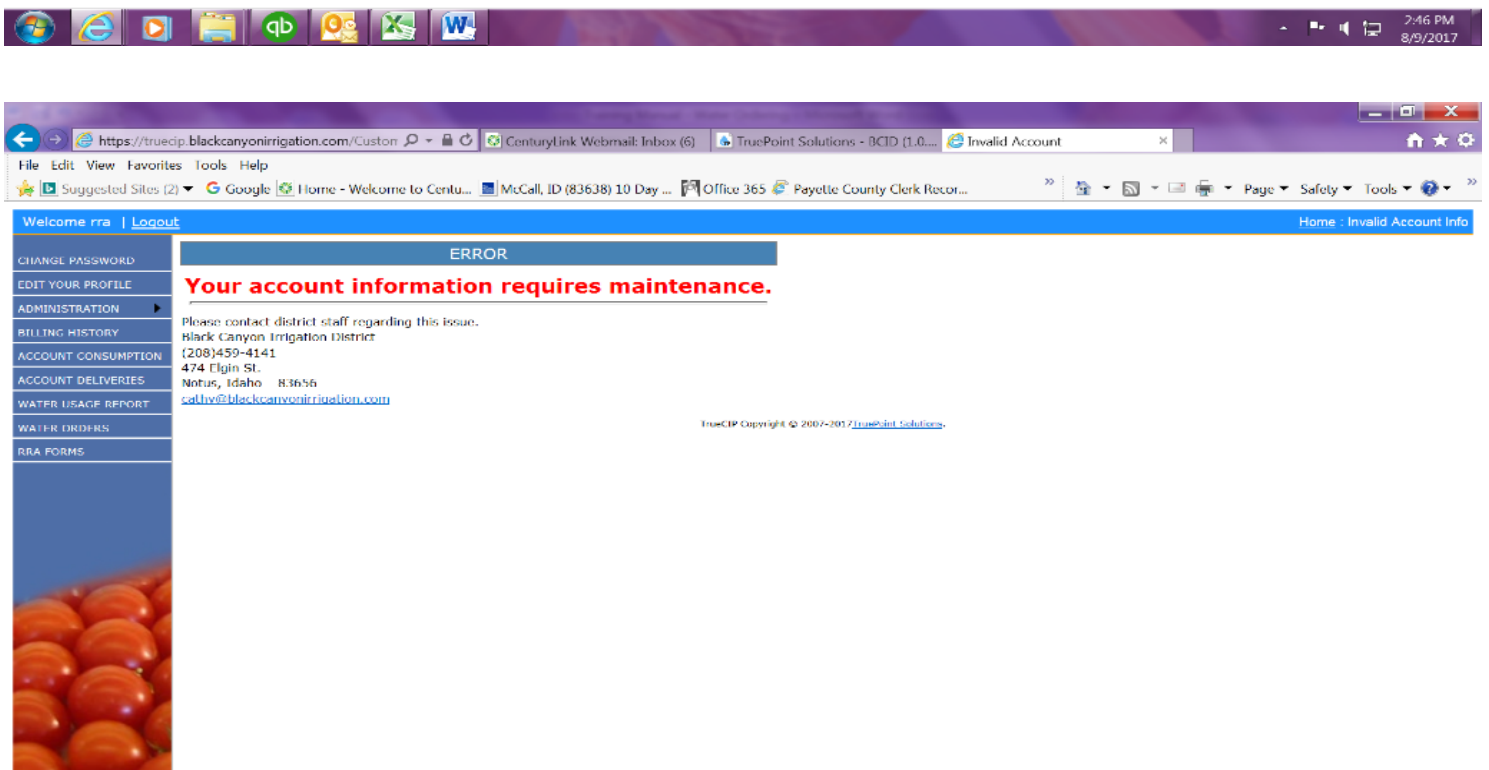
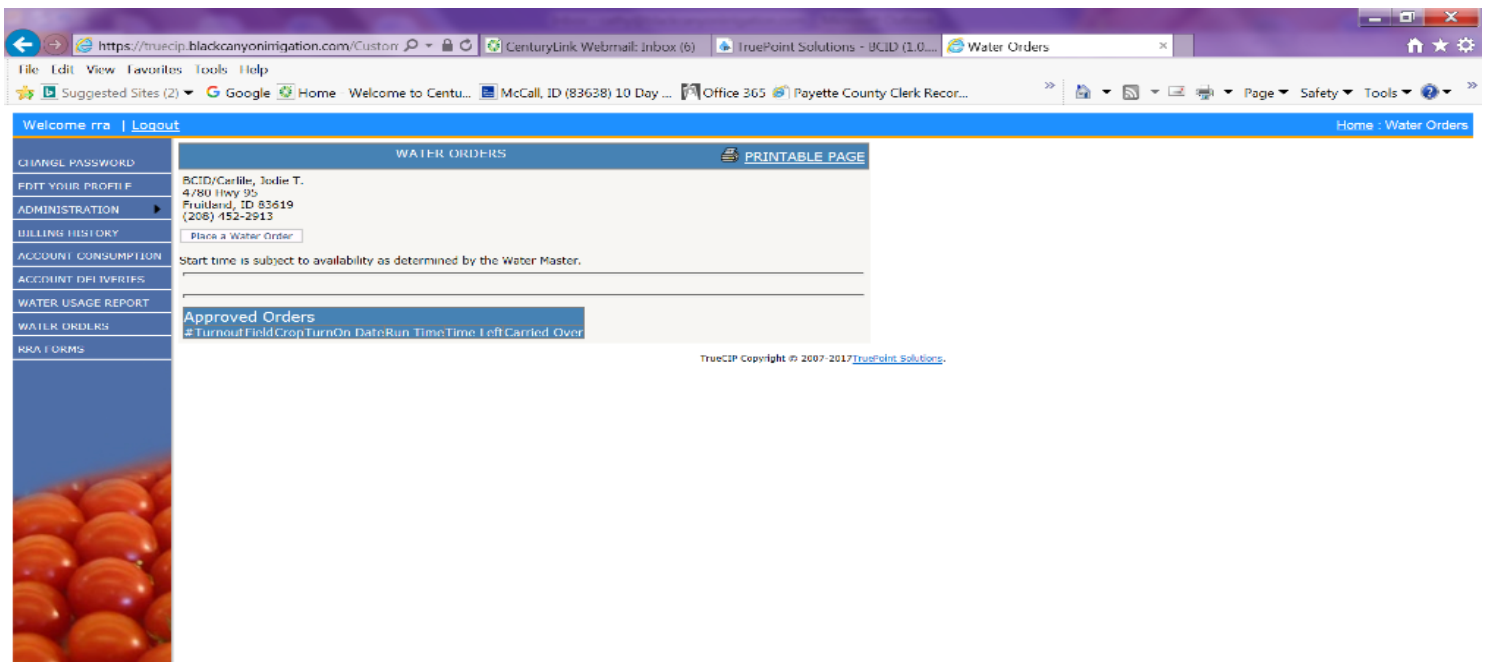
Provide the date the order is to be filled.
 Run Date:

April 2019						
Sun	Mon	Tue	Wed	Thu	Fri	Sat
31	1	2	3	4	5	6
7	8	9	10	11	12	13
14	15	16	17	18	19	20
21	22	23	24	25	26	27
28	29	30	1	2	3	4
5	6	7	8	9	10	11

Comments:

Once you click the Edit button you will be taken to this screen. At the top of the screen you will see the order as it currently exists.

- Edit the order by changing the flow or the date.
- Once you are done editing you will click the Save Water Order button at the bottom of the screen. You may need to scroll down to see this button.
- You will be returned to the first screen where you can double check that your order is what you want.
- If you want to **delete** the order completely, you will use the RED button at the bottom that says Void Water Order.
- You will be asked to input a comment as to why you are deleting the order.
- Click Void Water Order again.
- You will be returned to the first screen where you can double check that the order is no longer there.



If you select a customer account and click Place a Water Order and you get the message above there is something that has the account on hold:

- If there is a balance larger than \$10.00 owing on the account you will be able to see it if you click the Home button (upper right hand corner of all screens).
- If there is no balance, the customer either needs to sign RRA papers, or there is some issue with the account that the office will need to address.

Water Usage Report:

One of the handy features we've customized will allow you to **see the status of all accounts** assigned to your user name in one place. This screen will allow you to see your consumption, your remaining balance, the current flow, and future orders (if they exist). This report will also allow you to place an order directly from it.

https://truepoint.blackcanyonirrigation.com/Custom... CenturyLink Webmail: Inbox (3) TruePoint Solutions - BCID (1.0.0.0) Select a customer before pro...

Welcome rra | Logout Home : Water Usage Report

HELP DESK ONLY

Enter a valid login user id for the user you are trying to help. Then press the **Select** button to view the customer associated with the login.

User Id: tim Select

Select a customer from the list below to view your Water Usage Report.

#02010 Amarel, Ronald A. & Lynette M. 76105 Amarel Way Middleton, ID 83644	Select
#02146 Auburn Canyon, LLC. 25300 Harvey Rd Caldwell, ID 83607	Select
#01891 Brunner, Douglas F. 27788 Harvey Ln Caldwell, ID 83607	Select
#02208 City of Caldwell C/O Golf Department P.O. Box 1179 Caldwell, ID 83605	Select
#02318 Cross, Leonard E. (Jr.) 74267 Freezeout Rd. Caldwell, ID 83605	Select
#01789 Dent, Duane 17148 Sandhollow Rd. Caldwell, ID 83605	Select

Click **Water Usage Report** on the left side menu.

Click **any of the Select boxes** – they will all take you to the Water Usage Report.

See the next page for the report itself.

The screenshot displays a web application interface for water usage reporting. The left sidebar contains navigation links: ADMINISTRATION, BILLING HISTORY, ACCOUNT CONSUMPTION, ACCOUNT DELIVERIES, WATER USAGE REPORT, WATER ORDERS, and RRA FORMS. The main content area shows three user profiles, each with summary statistics and a table of account details.

		Allocation	Consumption	Remaining	
#01987 McNelis, Edward J. & Von		Storage: 300.00	15.86	284.14	
		Yearly: 600.00	282.04	317.96	
Account #	Location	Field #	Water Status	Next Order	Order Water
0563-001-00*1-00	C.E.10.2 15	1364G	1.40 CFS		Create Water Order
0563-001-00*2-00	C.G.3.4 6	1385G	1.00 CFS		Create Water Order

		Allocation	Consumption	Remaining	
#01996 Waterman Neil		Storage: 60.00	0.00	60.00	
		Yearly: 120.00	24.21	95.79	
Account #	Location	Field #	Water Status	Next Order	Order Water
0573-001-00*1-00	C.E.10.2 11	1382	Off		Create Water Order
0573-001-00*2-00	C.E.10.2 12	1383	0.20 CFS	TurnOff 08/10/2017	Create Water Order

		Allocation	Consumption	Remaining	
#02009 Peterson, Larry K.		Storage: 29.50	0.00	29.50	
		Yearly: 59.00	66.28	(7.28)	
Account #	Location	Field #	Water Status	Next Order	Order Water
0589-002-04*1-00	C.E.10.2-0.5 13	1411	Off		Create Water Order

		Allocation	Consumption	Remaining
#02010 Amarel, Ronald A. &		Storage: 57.25	0.00	57.25
		Yearly: 114.50	66.28	48.22

You will now see all accounts assigned to your user account.

- ❖ **Storage** = The allocation you receive when we go into Storage later in the season. These numbers will not populate until we actually go on Storage.
- ❖ **Yearly** = The 5 feet (per acre) that you are allowed before going into Excess
- ❖ **Water Status** = What is currently happening on that lateral, tap, and account #
- ❖ **Next Order** = The next change on that lateral, tap, and account # (if applicable)
- ❖ **Create Water Order** = This link will take you to the calendar page of the ordering water process for the specific account that you clicked the link for.

- ❖ **Note: Orders are listed in CFS.** In order to determine how many days you have left at a particular flow, you will double the CFS. Then you will take your Remaining amount divided by the doubled CFS.
 - As an example: McNelis has 284.14 acre feet left on storage and is running at a total of 2.40 CFS.

$$2.40 \times 2 = 4.80$$

$$284.14 \div 4.80 = 59.20$$
 You can run 59 more days at this flow.