



Certificate ID: **40783**

Received: **10/1/18**

Scan QR Code for authenticity



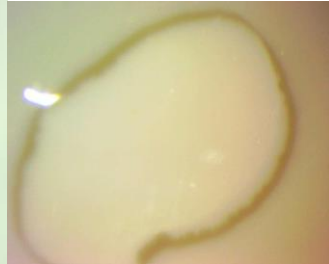
Client Sample ID: **LE_18534_I_092718**



Lot Number: **LE18534I**

Matrix: **Tincture - MCT Oil**

Authorization: Jon Podgorni, Lab Manager	Signature: <i>Jon Podgorni</i>	Date: 10/18/2018
---	-----------------------------------	---------------------



The data contained within this report was collected in accordance with the requirements of ISO/IEC17025:2005. I attest that the information contained within the report has been reviewed for accuracy and checked against the quality control requirements for each method. These results relate only to the test article listed in this report. Reports may not be reproduced except in their entirety.



CN: Cannabinoid Profile & Potency [WI-10-17]

Analyst: *JSG*

Test Date: 10/18/2018

The client sample was analyzed for plant-based cannabinoids by Liquid Chromatography (LC). The collected data was compared to data collected for certified reference standards at known concentrations.

40783-CN

ID	Weight %	Conc.		
D9-THC	0.17 wt %	1.58 mg/mL		
THCV	ND	ND		
CBD	3.90 wt %	37.22 mg/mL		
CBDV	ND	ND		
CBG	0.02 wt %	0.22 mg/mL		
CBC	0.18 wt %	1.68 mg/mL		
CBN	0.03 wt %	0.27 mg/mL		
THCA	ND	ND		
CBDA	0.02 wt %	0.19 mg/mL		
CBGA	ND	ND		
Total	4.31 wt%	41.16 mg/mL	0%	Cannabinoids (wt%) 3.9%
Max THC	0.17 wt%	1.58 mg/mL		
Max CBD	3.92 wt%	37.39 mg/mL		

Ratio of Total CBD to THC 23.6:1

Max THC (and Max CBD) are calculated values for total cannabinoids after heating, assuming complete decarboxylation of the acid to the neutral form. It is calculated based on the weight loss of the acid group during decarboxylation: Max THC = (0.877 x THCA) + THC. ND = None detected above the limits of detection (LLD)

This test method was performed in accordance with the requirements of ISO/IEC 17025. These results relate only to the test article listed in this report. Reports may not be reproduced except in their entirety.

40783-MB1

Symbol	Analysis	Results	Units	Limits*	Status
AC	Total Aerobic Bacterial Count	<100	CFU/g	100,000 CFU/g	PASS
CC	Total Coliform Bacterial Count	<100	CFU/g	1,000 CFU/g	PASS
EB	Total Bile Tolerant Gram Negative Count	<100	CFU/g	1,000 CFU/g	PASS
YM	Total Yeast & Mold	<100	CFU/g	10,000 CFU/g	PASS

Note: All recorded Microbiological tests are within the established limits.

END OF REPORT