

## Summary

Order Reference: Serious Fraud Office | Report as of: 10-27-2020 | using Currency as GBP

### GLENNMARK TRADING LTD

Tradestyle(s): -

**ACTIVE** **SINGLE LOCATION**

**Address:** Brick House, 150a Station Road, Woburn  
Sands, MILTON KEYNES, MK17 8SG,  
United Kingdom

**Phone:** -

**D-U-N-S:** 22-067-0246

**Registration Number:** 09314868

**In Portfolio:** No

<b>Risk of Bad Debt Write-off</b>  <b>10</b> (No change since last month)	<b>Cash Flow Risk</b>  <b>1</b> (No change since last month)	<b>Age of Business</b>  <b>5 years</b> 2014 Year Started	<b>Employees</b>  <b>2</b> 2 (here)
--	---	---	--

#### Company Profile

**D-U-N-S**  
22-067-0246

**Legal Form**  
Private Limited Liability Company

**Date of Registration**  
11-17-2014

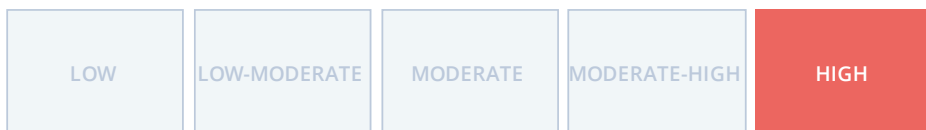
**Employees**  
2

**Age (Year Started)**  
5 years (2014)

**Line of Business**  
Buying and selling of own real estate

#### Risk Assessment

##### Overall Business Risk



##### Maximum Credit Recommendation


**Guarantees Advised**

Dun & Bradstreet Thinks...

- Overall assessment of this organization over the next 12 months: **VERY SIGNIFICANT STABILITY CONCERNS**
- Based on the predicted risk of failure: **STRONG LIKELIHOOD OF BUSINESS FAILURE**
- Based on the predicted risk of severely delinquent payments: **VERY HIGH POTENTIAL FOR SEVERELY DELINQUENT PAYMENTS**

The recommended limit is based on a high risk of business failure.

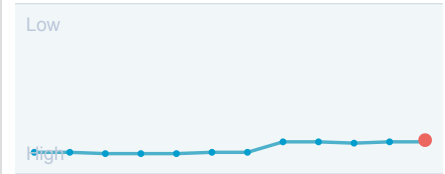
### Risk of Bad Debt Write-off (also known as the Failure Score)




Company's risk level is: **HIGH**

Based on the D&B Failure Score, the probability of failure for this company in the next 12 months is **4.63 %**, which makes it a **High** risk for you to incur a write-off.

#### Past 12 Months



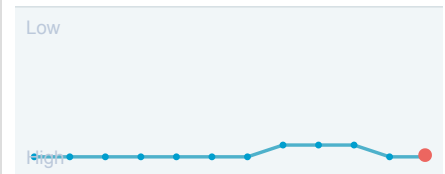
### Cash Flow Risk (also known as the Delinquency Score)



Company's risk level is: **HIGH**

Based on the D&B Delinquency Score reporting a payment behavior of **SLOW AND/OR NON-PAYMENTS**, this company is predicted to have a **High** risk of a negative impact to your cash flow.

#### Past 12 Months



### D&B Rating

#### Current Rating as of 10-19-2020

##### Financial Strength

**N** : Negative Net Worth

##### Risk Indicator

**4** : High Risk

This Company's Current Tangible Net Worth:

**(£ 84,406)**

#### Previous Rating

##### Financial Strength

**O** : Net Worth Undetermined

##### Risk Indicator

**4** : High Risk

The scores and ratings included in this report are designed as a tool to assist the user in making their own credit related decisions, and should be used as part of a balanced and complete assessment relying on the knowledge and expertise of the reader, and where appropriate on other information sources. The score and rating models are developed using statistical analysis in order to generate a prediction of future events. Dun & Bradstreet monitors the performance of thousands of businesses in order to identify characteristics common to specific business events. These characteristics are weighted by significance to form rules within its models that identify other businesses with similar characteristics in order to provide a score or rating.

Dun & Bradstreet's scores and ratings are not a statement of what will happen, but an indication of what is more likely to happen based on previous experience. Though Dun & Bradstreet uses extensive procedures to maintain the quality of its information, Dun & Bradstreet cannot guarantee that it is accurate, complete or timely, and this may affect the included scores and ratings. Your use of this report is subject to applicable law, and to the terms of your agreement with Dun & Bradstreet.

## Legal Events

Events	Occurrences	Last Filed
Insolvency	No	-
Court Judgements	4	07-05-2019
Mortgages and Charges	1	02-02-2015
Public Filings	Yes	03-06-2017

## Trade Payments

### Highest Past Due

£ 0

Highest Now Owing  
**£ 0**

Total Trade Experiences  
**2**

Largest High Credit  
**£ 100**

## Ownership

This company is a **Single Location**

## People

Current Principals

1

New Appointments

0

Resignations

0

Closures

4

## Executive Leadership

Glenn Armstrong, *Director*

## Financial Overview

Source: D&B

Balance sheet Fiscal (individual) 11-30-2018	Amount (In Single Units)	Last 4 Years
Tangible Net Worth:	(£ 84,406)	
Current Assets:	£ 1,186	
Total Fixed Assets:	£ 364,539	

Total Current Liabilities:	£ 450,131	
Net Current Assets (Liabilities):	(£ 448,945)	

**Key Business Ratios**

**Ratio for the Business**

Current Ratio:	0.00
Acid Test:	0.00
Current Liabilities / Net Worth (%):	(533.30)

**Country/Regional Insight**

**United Kingdom**



**Risk Category**

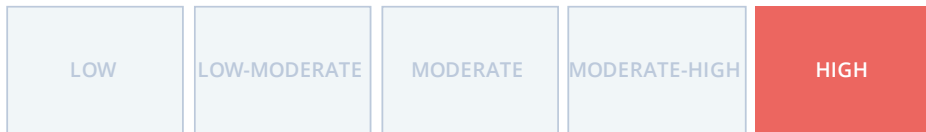


A surge in Covid cases, as well as the growing risk of a no-deal Brexit at the end of the transition period, leads to a series of outlook downgrades.

**Risk Assessment**

**D&B Guidance**

**Overall Business Risk**



**Maximum Credit Recommendation**

**Guarantees Advised**

**Dun & Bradstreet Thinks...**

- Overall assessment of this organization over the next 12 months: **VERY SIGNIFICANT STABILITY CONCERNS**
- Based on the predicted risk of failure: **STRONG LIKELIHOOD OF BUSINESS FAILURE**
- Based on the predicted risk of severely delinquent payments: **VERY HIGH POTENTIAL FOR SEVERELY DELINQUENT PAYMENTS**

The recommended limit is based on a high risk of business failure.

**Risk Of Bad Debt Write-Off** (Also Known As The Failure Score)

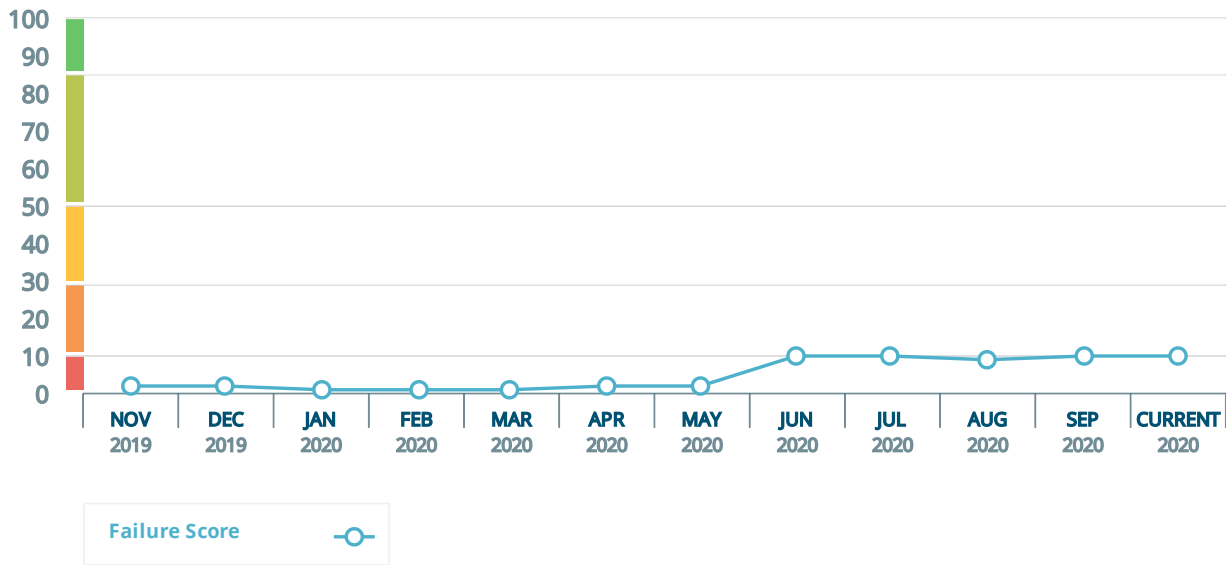


Based on a D&B Failure Score of **10**


- Most recent financial information filing is in excess of a month overdue
- The total liabilities to net worth ratio (calculated from the accounts made up to 11-30-2018) is very weak or negative.
- There is a relatively high number or value of outstanding Judgments or Scottish Decrees associated with this business.
- There are a small number of directors
- The net worth of the company is weak or negative.
- This is an established business that has been trading since 11-17-2014.

Level of Risk <b>High</b>	Raw Score <b>1305</b>	Probability of Failure <b>4.63%</b>	Industry Average
------------------------------	--------------------------	--	------------------

**Business and Industry Trends**



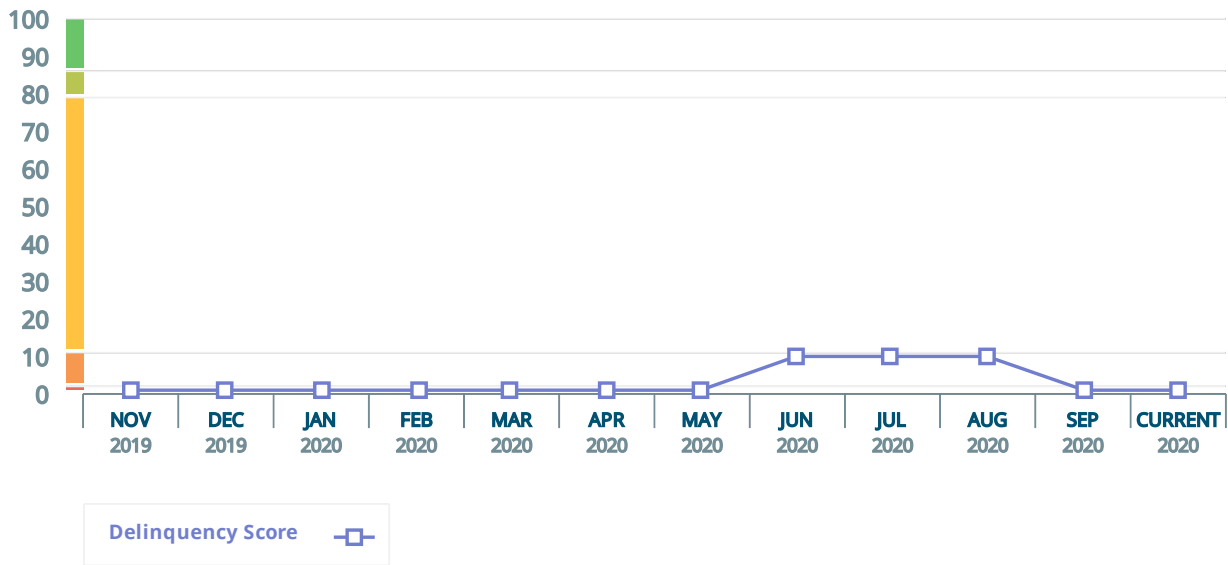
**Cash Flow Risk (Also Known As The Delinquency Score)**



Based on a D&B Delinquency Score of **1**

Level of Risk <b>High</b>	Raw Score <b>339</b>	Probability of Delinquency <b>51.54%</b>
------------------------------	-------------------------	---

**Business and Industry Trends**



### D&B Rating

Current Rating as of 10-19-2020

**Financial Strength**

**N** : Negative Net Worth

This Company's Current Tangible Net Worth:  
**(£ 84,406)**

**Risk Indicator**

**4** : High Risk

Previous Rating

**Financial Strength**

**O** : Net Worth Undetermined

**Risk Indicator**

**4** : High Risk

## Trade Payments

### Trade Payments Summary (Based on 24 months of data)

Overall Payment Behavior

- Days Beyond Terms

% of Trade Within Terms

**100%**

Highest Past Due

**£ 0**

Highest Now Owing:

£ 0

Total Trade Experiences:

2

Largest High Credit:

£ 100

Average High Credit:

£ 100

## Trade Credit Analysis



## Trade Payments By Credit Extended (Based on 12 months of data)

Range of Credit Extended (£)	Number of Payment Experiences	Total Value	% Within Terms	1 - 30 Days	31 - 60 Days	61 - 90 Days	91 + Days
100,000 & over	-	-	-	-	-	-	-
50,000 - 99,999	-	-	-	-	-	-	-
15,000 - 49,999	-	-	-	-	-	-	-
5,000 - 14,999	-	-	-	-	-	-	-
1,000 - 4,999	-	-	-	-	-	-	-
Less than 1,000	2	£ 200	100	-	-	-	-

## Legal Events

All public notice information has been obtained in good faith from the appropriate public sources.

Insolvency	Public Filings	Court Judgements	Mortgages and Charges
<b>No</b> Latest Filing: -	<b>Yes</b> Latest Filing: 03-06-2017	<b>4</b> Most recent unsatisfied: 07-05-2019	<b>1</b> Most recent unsatisfied: 02-02-2015

## Events

**Public Filing** - First Gazette Notice, Active - Proposal to Strike off

Filing Date	10-23-2019
Gazette Date	10-23-2019
Status	Withdrawn

**Public Filing** - Administrative Restoration

Restoration Date	03-06-2017
Gazette Date	03-06-2017
Gazette Details	On 2017-03-06, the company registered under 09314868 was restored at the Official Registry by an Administrative Restoration.

**Public Filing** - Final Gazette Notice - Company Dissolved

Filing Date	01-03-2017
Gazette Date	12-27-2016

**Public Filing** - First Gazette Notice, Active - Proposal to Strike off

Filing Date	10-07-2016
Gazette Date	10-07-2016
Status	Withdrawn

**Judgement** - County Court Judgement

Date of Judgement	07-05-2019
Amount	£ 83,935
Filing Number	E8QZ9F7C
Defendant	Glennmark Trading Ltd, Carisbrook Ho, Bedford Road, Sherington, Newport Pagnell, MK16 9NQ
Court	COUNTY COURT MONEY CLAIMS CENTRE
Source	Public Sources

**Judgement** - County Court Judgement

Date of Judgement	03-07-2019
Amount	£ 219,415
Filing Number	E19YY531
Defendant	Glennmark Trading Ltd, Carisbrook Ho, Bedford Road, Newport Pagnell, MK16 9NQ
Court	COUNTY COURT MONEY CLAIMS CENTRE
Source	Public Sources

**Judgement** - County Court Judgement

Date of Judgement	10-05-2018
Amount	£ 23,049
Filing Number	E3QZ4R2C
Defendant	Glennmark Trading Ltd, Carisbrook Ho, Bedford Road, Sherington, Newport Pagnell, MK16 9NQ



**Court** COUNTY COURT BUSINESS CENTRE

**Source** Public Sources

#### Judgement - County Court Judgement

**Date of Judgement** 08-14-2018

**Amount** £ 24,509

**Filing Number** E58YX279

**Defendant** Glennmark Trading Ltd, Carisbrook Ho, Bedford Road, Newport Pagnell, MK16 9NQ

**Court** BRIGHTON

**Source** Public Sources

#### Outstanding Charge - General Charge

**Filing Date** 02-02-2015

**Date Registered** 2015-02-10

**Property Description** 72 BROWN EDGE ROAD BUXTON AND LAND TO THE BACK OF 72 BROWN EDGE ROAD BUXTON CONTAINS NEGATIVE PLEDGE.

**Persons Entitled** KEVIN EDWARD CLYNES  
SONYA LOUISA CLYNES

## Special Events

There are no Special Events recorded for this business.

## Corporate Linkage

### Ownership

This company is a **Single Location**

### Shareholders

Shareholder Name	Voting Percentage
Glenn Armstrong	50%
Markella Mikkelsen	50%

## Company Profile

### Company Overview

**D-U-N-S**  
22-067-0246

**Date of Registration**

**Age (Year Started)**  
5 years (2014)

**Line of Business**

## Business Registration

Registered Name	GLENNMARK TRADING LTD
Registered Address	CARISBROOK HOUSE BEDFORD ROAD, SHERINGTON, NEWPORT PAGNELL, MK16 9NQ, United Kingdom
Legal Form	Private Limited Liability Company
Registration Date	11-17-2014
Registration Number	09314868
Confirmation Statement Date	11-17-2019
Date of the Latest Financial Statement at the Registry	11-17-2019
Date Financial Statement Lodged	05-21-2020
Date of Latest Financial Statement included in the report	11-30-2018
Accounting Reference Date	30/11
Issued Share Capital	£ 2 made up of 2 Ordinary shares of £ 1.00 each

## Business Activities And Employees

### Business Information

Employees 2

### SIC Information

SIC Codes	Type	Source	SIC Description
68100	UK SIC 2007	Companies House	Buying and selling of own real estate
68100	UK SIC 2007	D&B	Buying and selling of own real estate
6552	US SIC (1972)	-	Real estate-subdividers and developers

## History

Change Type	Date Changed	Changed To	Changed From
-------------	--------------	------------	--------------

Change Type	Date Changed	Changed To	Changed From
Registered Address	08-11-2017	CARISBROOK HOUSE BEDFORD ROAD, SHERINGTON, NEWPORT PAGNELL, MK16 9NQ, United Kingdom	FLAT 2 THE CEDARS 20 MAULDETH ROAD, STOCKPORT, SK4 3NE, United Kingdom
Registered Address	06-07-2017	FLAT 2 THE CEDARS 20 MAULDETH ROAD, STOCKPORT, SK4 3NE, United Kingdom	7 TURNEYS DRIVE, WOLVERTON MILL, MILTON KEYNES, ENGLAND, MK12 5GY, United Kingdom
Registered Address	05-27-2015	7 TURNEYS DRIVE, WOLVERTON MILL, MILTON KEYNES, ENGLAND, MK12 5GY, United Kingdom	BRICK HOUSE 150A STATION ROAD, WOBURN SANDS, MK17 8SG, United Kingdom

## Principals

Current Principals	New Appointments	Resignations	Linked to Closures
1	0 (in the last 12 months)	0 (in the last 12 months)	4

### TOP-FIVE-PRINCIPALS

**MR Glenn Antony Armstrong**

17 Nov 2014 - Current

**DR Markella Andrea Mikkelsen**

17 Nov 2014 - 29 Aug 2019

### CURRENT PRINCIPALS

**MR Glenn Antony Armstrong**

Director

[LinkedIn Profile](#)

**Date Appointed** 11-17-2014

**Address** Carisbrook House Bedford Road, Sherington, MK16 9NQ, Newport Pagnell

**Date of Birth** 09-1959 (Age - 61 Years)

**Nationality** British

**Occupation** Director

### Associations

**GLENMOR DEVELOPMENTS LIMITED** 14 May 2020 - Current

<b>PERFECT PROPERTY SOURCING LIMITED</b>	20 Sep 2018 - Current
<b>ZAB PROPERTY DEVELOPMENTS LTD</b>	23 Feb 2016 - Current
<b>DERAMORE TRADING LTD</b>	08 Dec 2015 - Current
<b>SUTHERLAND INVESTMENT PROPERTIES (MK) LTD</b> Out of Business Favorable	19 Nov 2015 - Current
<b>SUTHERLAND INVESTMENT PROPERTY LTD</b>	01 Feb 2014 - Current
<b>WTRB LTD</b> Out of Business Favorable	18 Jul 2013 - Current
<b>THE PROPERTY INVESTMENT TRAINING COMPANY LIMITED</b>	07 Dec 2011 - Current
<b>ASTON MYERS LTD</b> Out of Business Favorable	14 Dec 2010 - Current
<b>GLENN ARMSTRONG'S PROPERTY MILLIONAIRE ACADEMY LTD</b>	17 Aug 2018 - 17 Aug 2018
<b>STUDIOTEL MANAGEMENT LTD</b> Out of Business Favorable	27 Nov 2015 - 01 Jan 2017
<b>STUDIOTEL HOLDINGS LTD</b>	26 Nov 2015 - 24 Aug 2016
<b>ARMTLE LIMITED</b>	16 Nov 2015 - 22 Jan 2016
<b>GLENNMAC PROPERTY LTD</b>	20 Aug 2015 - 28 Jul 2020
<b>AMF PROPERTY TRADING LTD</b>	01 Jan 2015 - 26 Sep 2018
<b>YEW TREE FARM DEVELOPMENTS LIMITED</b>	20 Nov 2014 - 12 Mar 2018
<b>EAST ANGLIA APARTHOTELS LTD</b>	04 Nov 2014 - 24 Aug 2016

## PREVIOUS PRINCIPALS

### **DR Markella Andrea Mikkelsen**

Director

 [LinkedIn Profile](#)

**Date Appointed** 11-17-2014

Date Resigned	08-29-2019
Address	Carisbrook House Bedford Road, Sherington, MK16 9NQ, Newport Pagnell
Date of Birth	06-1965 (Age - 55 Years)
Nationality	British
Occupation	Director

## Associations

<b>MAULDETH MANAGEMENT LIMITED</b>	29 Jun 2019 - Current
<b>MOLMART LTD.</b>	29 Jul 2016 - Current
<b>LYNWOOD COURT (CRUMPSALL) MANAGEMENT COMPANY LIMITED</b>	31 May 2016 - Current

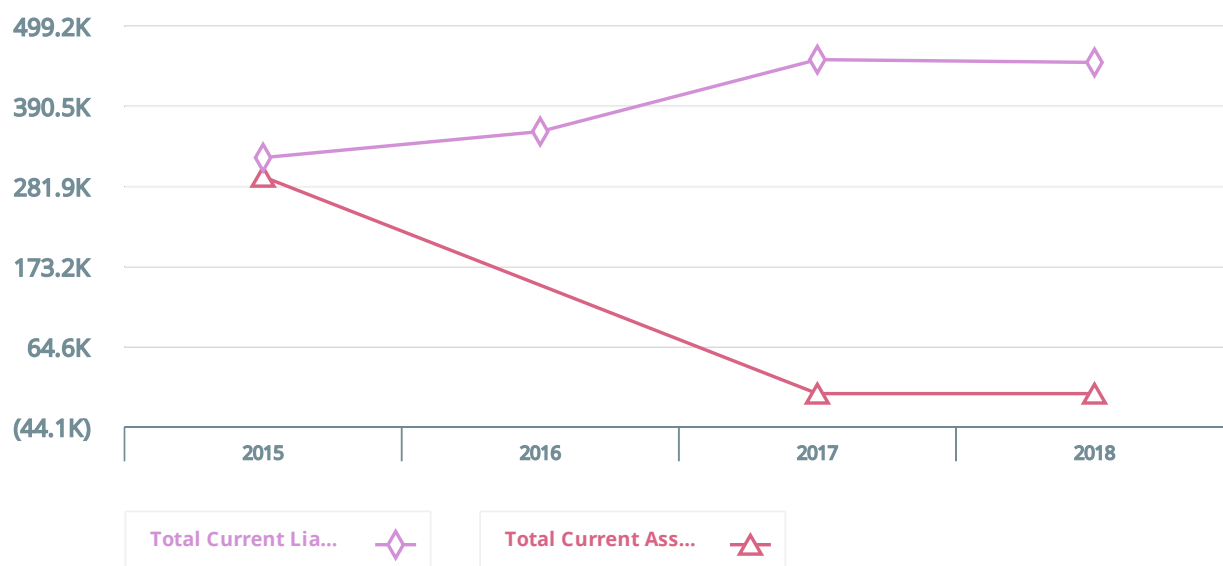
## Financials

### Overview

Source: D&B | Currency: All figures shown in GBP unless otherwise stated

#### Financial Statement Comparison

The values displayed below are for the subject company.



	Individual 11-30-2018 In Single Units	Individual 11-30-2017 In Single Units	Individual 11-30-2016 In Single Units	Individual 11-30-2015 In Single Units
Equity Shareholders Funds	(84,406)	(88,169)	(47,356)	(25,887)
Tangible Net Worth	(84,406)	(88,169)	(47,356)	(25,887)

	Individual 11-30-2018 In Single Units	Individual 11-30-2017 In Single Units	Individual 11-30-2016 In Single Units	Individual 11-30-2015 In Single Units
Total Fixed Assets	364,539	364,539	309,070	0
Total Assets	365,725	365,725	309,070	295,164
Total Current Assets	1,186	1,186	-	295,164
Total Current Liabilities	450,131	453,894	356,426	321,051
Net Current Assets (Liabilities)	(448,945)	(452,708)	356,426	(25,887)
Employees *	2	-	-	-

\* = In Single Units

## Financial Notes / Opinions

Year	Unfavorable	Financial Notes / Opinions
2018	No	
2017	No	
2016	No	
2015	No	

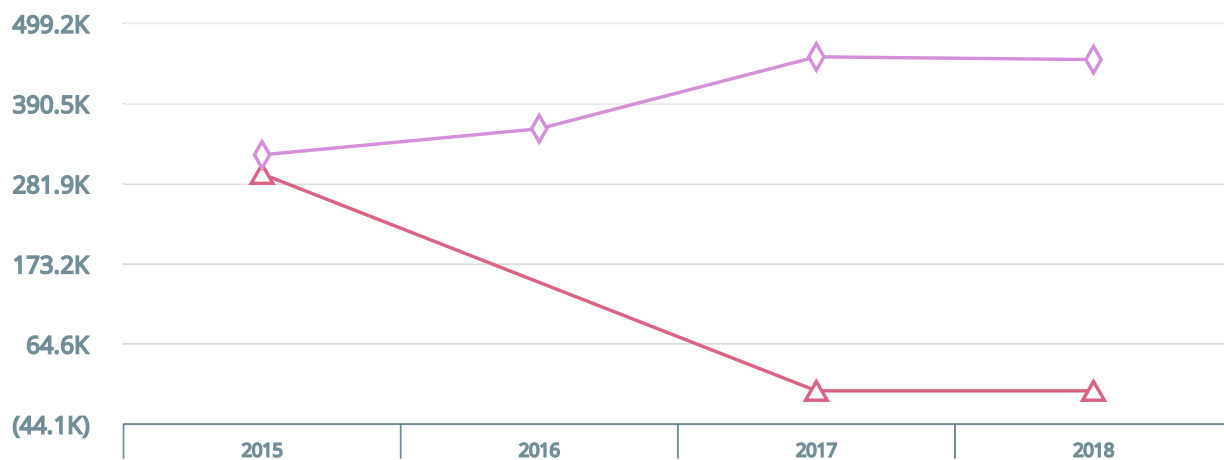
## Balance Sheet

Source: D&B | Currency: All figures shown in GBP unless otherwise stated

### Financial Statement Comparison

The values displayed below are for the subject company.

#### Annual



Total Current Lia... ◆

Total Current Ass... ▲

<b>Assets</b>	<b>Individual 11-30-2018 In Single Units</b>	<b>Individual 11-30-2017 In Single Units</b>	<b>Individual 11-30-2016 In Single Units</b>	<b>Individual 11-30-2015 In Single Units</b>
<b>FIXED ASSETS</b>				
Total Tangible Fixed Assets	364,539	364,539	309,070	0
Financial Assets and Investments	-	364,539	309,070	-
<b>Total Fixed Assets</b>	<b>364,539</b>	<b>364,539</b>	<b>309,070</b>	<b>0</b>
Stock & Work In Progress	-	-	-	295,164
Debtors & Prepayments	0	1,186	0	0
Other Receivables	-	1,186	-	-
Other Current Assets	1,186	-	-	-
<b>Total Current Assets</b>	<b>1,186</b>	<b>1,186</b>	<b>-</b>	<b>295,164</b>
<b>Liabilities</b>				
<b>TOTAL CURRENT LIABILITIES</b>				
Trade Creditors	-	30,659	-	-
Other Current Liabilities	450,131	423,235	356,426	321,051
<b>Total Current Liabilities</b>	<b>450,131</b>	<b>453,894</b>	<b>356,426</b>	<b>321,051</b>
<b>Net Current Assets (Liabilities)</b>	<b>(448,945)</b>	<b>(452,708)</b>	<b>(356,426)</b>	<b>(25,887)</b>
<b>Total Assets less Current Liabilities</b>	<b>(84,406)</b>	<b>(88,169)</b>	<b>(47,356)</b>	<b>(25,887)</b>
<b>Net Assets</b>	<b>(84,406)</b>	<b>(88,169)</b>	<b>(47,356)</b>	<b>(25,887)</b>
<b>Net Worth / Shareholders' Funds</b>				
Issued Share Capital	-	2	2	2
Retained Profit / (Loss) Reserve	0	(88,171)	(47,358)	(25,889)
Other Reserves	(84,406)	-	-	-
<b>Total Equity Shareholders' Funds</b>	<b>(84,406)</b>	<b>(88,169)</b>	<b>(47,356)</b>	<b>(25,887)</b>
<b>Tangible Net Worth</b>	<b>(84,406)</b>	<b>(88,169)</b>	<b>(47,356)</b>	<b>(25,887)</b>

## Profit And Loss Accounts

D&B currently has no financial information on file for this company

## Cash Flow

D&B currently has no financial information on file for this company

## Financial Ratios

Source: D&B | Currency: All figures shown in GBP unless otherwise stated

<b>Profitability</b>	<b>11-30-2018</b>	<b>11-30-2017</b>	<b>11-30-2016</b>	<b>11-30-2015</b>
Acid Test (x)	0.0	0.0	-	0.0
Current Ratio (x)	0.0	0.0	-	0.9
Solvency Ratio (x)	(533.3)	(514.8)	(752.7)	(1,240.2)
Current Liabilities / Networth (%)	(533.3)	(514.8)	(752.7)	(1,240.2)
<b>Financial Status</b>	<b>11-30-2018</b>	<b>11-30-2017</b>	<b>11-30-2016</b>	<b>11-30-2015</b>
Current Liabilities / Stocks (%)	-	-	-	108.8
Capital / Employee *	(42.2)	-	-	-

## Growth Rates (%)

	<b>2018 vs 2017</b>	<b>2017 vs 2016</b>	<b>2016 vs 2015</b>
Number of Employees	0	0	0
Current Assets	0	0	0
Total Current Liabilities	(0.83)	27.35	11.02
Total Assets less Current Liabilities	4.27	(86.18)	(82.93)
Net Current Assets (Liabilities)	0.83	0	0

## Registry Info

### General Info

**Registration Number**  
09314868

**Registered Address**  
CARISBROOK HOUSE BEDFORD ROAD  
SHERINGTON  
NEWPORT PAGNELL, MK16 9NQ  
United Kingdom

**Registration Date**  
11-17-2014



