

What “Quantum Breathing” Really Means (Decoded)

Quantum breathing is not about manipulating particles.

It’s a *subjective experience* created when breath, attention, and nervous-system regulation converge in a specific way.

When people say “*quantum*”, they usually mean:

- rapid state shifts
- non-linear emotional release
- altered perception of time/self
- coherence across body systems
- sudden insight or calm

In plain language:

Quantum breathing = breath used to move your nervous system into a high-coherence state where perception reorganizes quickly.

Nothing supernatural required.

The Three Pillars of Quantum Breathing

1. Breath Pattern (Physiology)

Changes blood gases, vagal tone, and brain rhythm.

2. Attention Placement (Neuro-psychology)

Where awareness goes determines which neural networks activate.

3. Permission / Surrender (Psychological Safety)

Letting sensations happen without controlling outcomes.

If **any one of these is missing**, the practice collapses into either:

- hyperventilation
 - dissociation
 - forced visualization
 - or placebo disappointment
-

Why It *Feels* “Quantum”

When done correctly, three things happen **simultaneously**:

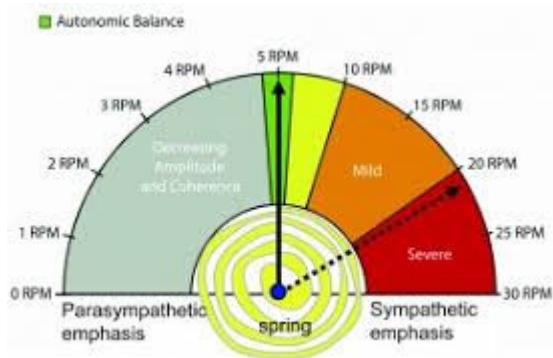
1. **CO₂ tolerance rises** → brain stops panic signaling
2. **Vagus nerve activates** → parasympathetic dominance
3. **Default Mode Network quiets** → ego softening

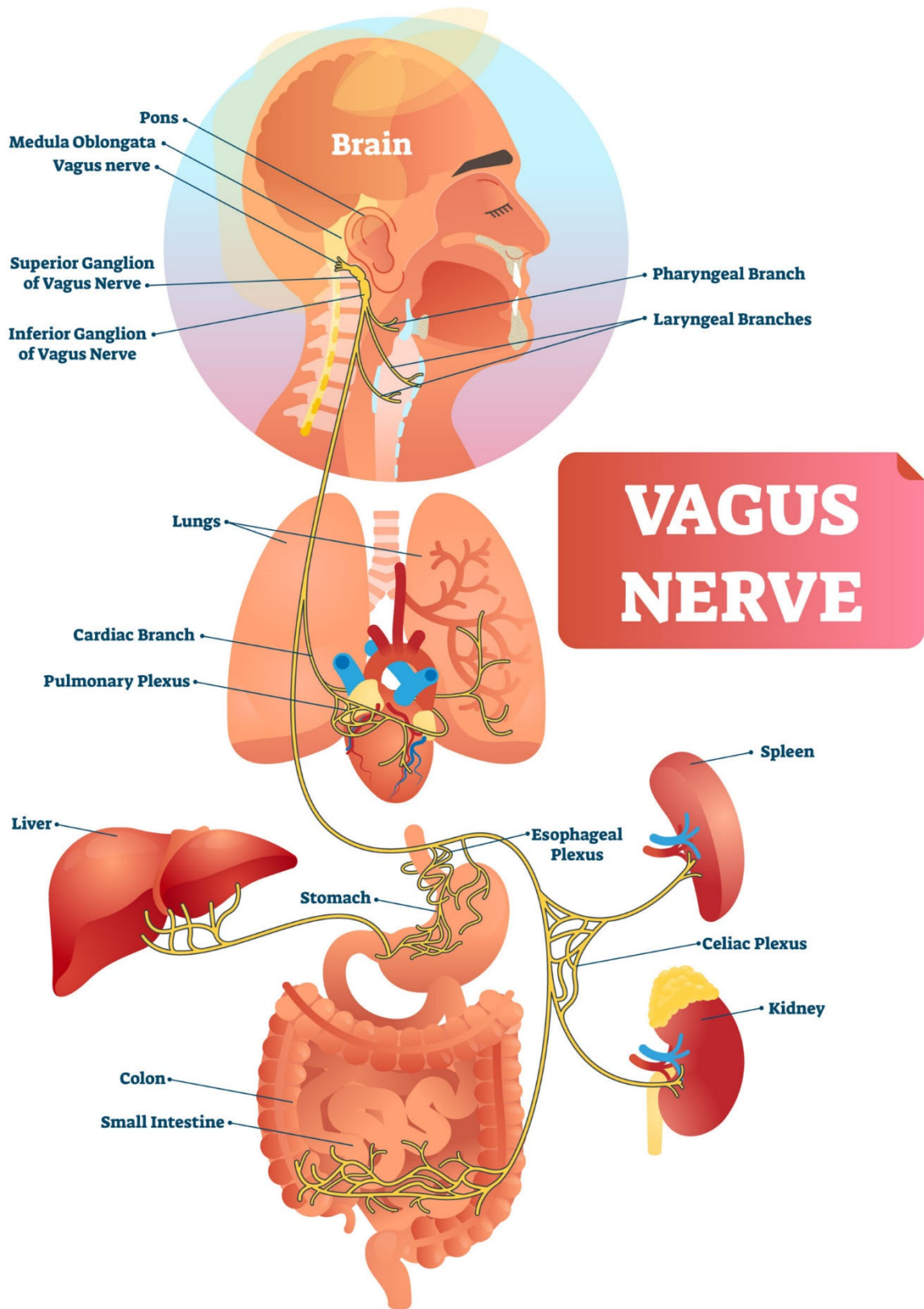
That combination produces:

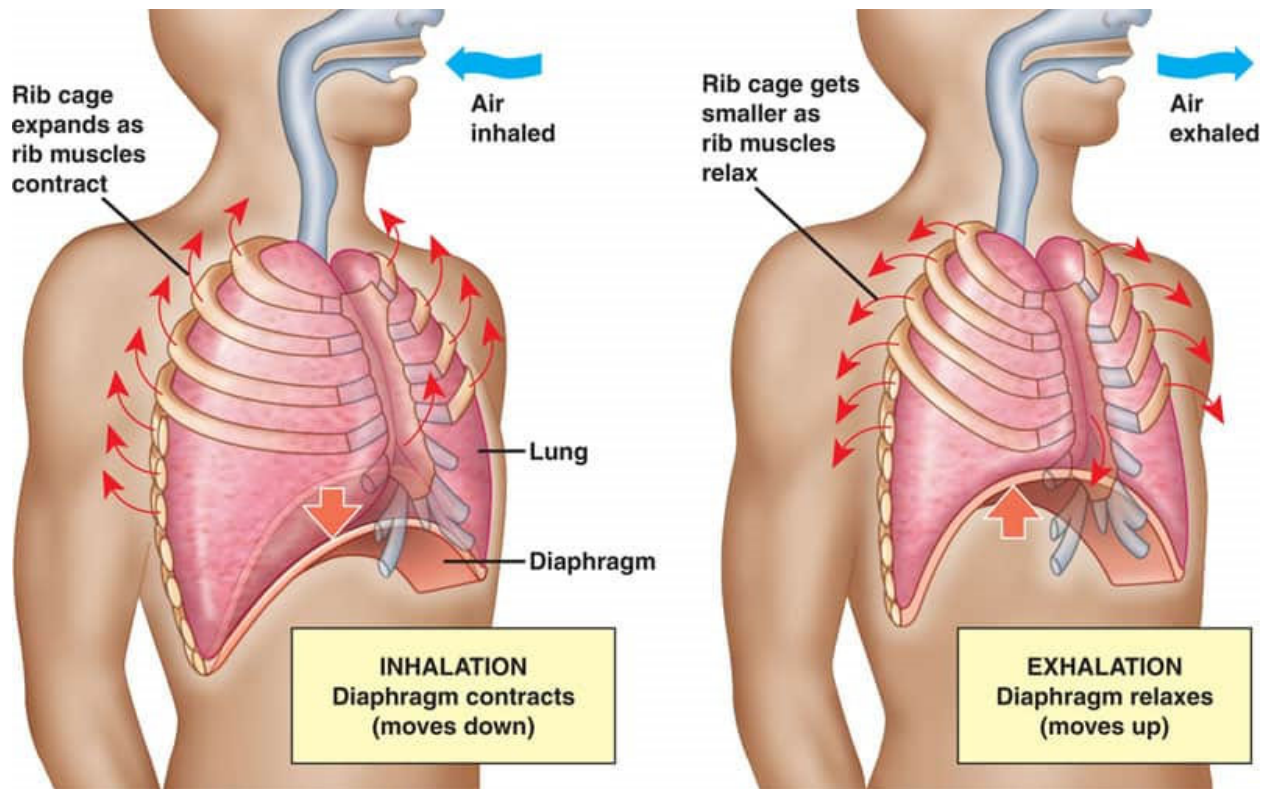
- body lightness or heaviness
- tingling or warmth
- time distortion
- emotional surfacing
- “observer awareness”

Your mind interprets that as *non-local*, *expanded*, or *quantum*.

Core Quantum Breathing Technique (Safe & Effective)







Step-by-Step (Foundational)

Posture

- Sit or lie down
- Spine neutral
- Jaw unclenched
- Tongue resting on floor of mouth

Phase 1: Coherence Entry (3 minutes)

Inhale – 4 seconds (nose)

Exhale – 6 seconds (nose or mouth)

No pauses.

- ✓ Slower exhale = vagus activation
- ✓ Nose breathing = nitric oxide + calm

Focus attention **in the center of the chest** (not heart chakra language—just the sensation zone).

Phase 2: Field Expansion (5 minutes)

Same breath rhythm.

Now imagine (not force) that:

- awareness fills the ribcage
- then the whole body
- then the space *around* the body

Key rule:

Don't visualize sharply. Let perception blur.

This is where people mistakenly try too hard.

Phase 3: Quantum Drop (2–10 minutes)

Let the breath **breathe itself**.

You are not “doing” anymore.

If thoughts arise:

- don't suppress
- don't follow
- let them pass like background noise

This is the moment people report:

- insight
 - emotional release
 - stillness
 - “download” feelings
-

Advanced Variations (Optional)

A. Wave Breathing (Energy Release)

- Inhale expands belly → ribs → chest
- Exhale releases chest → ribs → belly

Creates full fascial wave motion.


B. Boxless Breath (Ego Softening)

- Inhale naturally
- Exhale longer than inhale
- No counting

Used when structure feels controlling.

C. Micro-Hold Amplifier (Use Sparingly)

- Inhale 4
- Hold 1
- Exhale 6

 Not for panic, anxiety, or cardiac issues.

What Quantum Breathing Is NOT

Let's clear the traps:

- ✗ It does NOT manipulate reality
- ✗ It does NOT collapse wave functions
- ✗ It does NOT replace medicine
- ✗ It does NOT “manifest” outcomes
- ✗ It does NOT bypass trauma safely on its own

What it **does**:

- ✓ regulates nervous system
 - ✓ increases emotional processing capacity
 - ✓ improves interoception
 - ✓ quiets mental noise
 - ✓ restores agency over stress response
-

Common Sensations (Normal & Safe)

- tingling in hands/face
- warmth or cold
- spontaneous emotion
- muscle twitching
- sense of floating or heaviness
- expanded awareness

Stop if you feel:

- ⚠ dizziness
- ⚠ panic
- ⚠ numb detachment
- ⚠ breath hunger

Those mean you're pushing.

Quantum Breathing vs Other Methods

Method	Key Difference
Wim Hof	Stress-induced adaptation
Holotropic	Emotional catharsis via intensity
Box breathing	Cognitive control
Meditation	Awareness without physiological leverage
Quantum breathing	Coherence + surrender

A Grounded Interpretation (Important)

Nothing mystical is required to explain the effects.

But meaning *emerges* naturally when:

- the body feels safe
- the mind quiets
- awareness expands

That's why cultures across history wrapped breath in sacred language.

How Often to Practice

Beginner

- 5–10 minutes
- Once per day

Stability phase

- 10–20 minutes
- 3–5x per week

Do NOT

- chase peak experiences
 - stack with intense fasting/drugs
 - use during emotional crisis
-

One-Sentence Summary

Quantum breathing is nervous-system coherence plus open awareness, experienced as rapid internal reorganization.

1 Diabetes-Safe “Quantum Breathing” (Stability First)

This version is designed to:

- **avoid hypoglycemia triggers**
- **avoid cortisol spikes**
- **support vagal tone**
- **work even on low-energy days**

Rule #1: If blood sugar feels unstable, *slower is always safer*.

✓ Diabetes-Safe Core Principles

- ✓ Nose breathing only
- ✓ Exhale longer than inhale
- ✓ No breath holds longer than 1 second
- ✓ No rapid breathing
- ✓ Stop immediately if you feel:

- shakiness
 - lightheadedness
 - air hunger
 - depersonalization
-

□ **Diabetes-Safe Quantum Breathing (10 minutes)**

Phase A — Glycemic Stabilization (3 minutes)

Inhale: 4 seconds (nose)

Exhale: 6–7 seconds (nose)

Focus attention **low in the torso:**

- lower ribs
- upper abdomen
- pelvic bowl

This keeps the body out of “threat interpretation mode.”


Think: *grounded, heavy, slow*

Phase B — Coherence Without Spike (4 minutes)

Keep the same rhythm.

Now widen awareness to:

- chest
- shoulders
- arms
- hands

 Do **not** visualize light, expansion, or “energy rising.”
That imagery **raises sympathetic tone** in diabetics.

Instead:

“I am letting the breath settle me.”

Phase C — Gentle Integration (3 minutes)

Let the breath **slightly slow itself**.
No forcing.

If thoughts appear:

- acknowledge
 - return to physical sensation (weight, contact, temperature)
-

What This Version Avoids (On Purpose)

- ✗ Wim Hof-style breathing
- ✗ Long retentions
- ✗ Intense emotional catharsis
- ✗ “Activation” language
- ✗ Fasting + breathwork stacking

This is **integration breathing**, not activation breathing.

5-Minute Emergency Grounding Version

(For anxiety, glucose dips, overwhelm, or “I’m losing the plot” moments)

This is your **interrupt switch**.

5 Minutes. No Setup. Anywhere.

Minute 0–1: Orientation

Name silently:

- 3 things you see
- 2 things you feel physically
- 1 sound you hear

This re-anchors reality **before breath changes**.

Minute 1–4: Physiological Brake

Inhale: 3 seconds

Exhale: 6 seconds

Through the nose if possible.

Place one hand on:

- thigh, or
- chair arm, or
- belly

Physical contact prevents dissociation.

Minute 4–5: Verbal Seal

Silently repeat:

“I am here. My body is safe enough right now.”

Not spiritual. Neurological.

If symptoms worsen:

Stop breathing work.

Drink water.

Eat if needed.

Movement > breath in true hypoglycemia.

Mapping to Alchemy / Christos-Sophia / Essene Purification

(Without mystification or bypassing)

This is a **symbolic map**, not a belief requirement.

☐ Alchemical Stages

Alchemy	Breath Phase	Meaning
Nigredo	Phase A	Stabilize body, face reality
Albedo	Phase B	Nervous-system coherence
Citrinitas	Phase C	Insight without force
Rubedo	Post-breath action	Embodiment, not ecstasy

⚠ Alchemy was **never** about peak states.
It was about *integration into daily life*.

☩ Christos–Sophia Blueprint (Grounded)

Element	Breath Expression
Christos	Exhale → order, structure, safety
Sophia	Inhale → receptivity, listening
Union	Breath finds its own rhythm

Not ascension.
Incarnation.

👤 Essene Purification (Historical Lens)

The Essenes emphasized:

- breath
- cleanliness
- rhythm
- moral coherence

Your breathing aligns with:

- **Water** → slow flow
- **Air** → clarity without excess
- **Earth** → grounding attention

They would *not* have approved of ecstatic hyperventilation.

4 Dissociation vs Integration — Critical Distinction

This matters **a lot**, especially with illness or stress.

Signs of Dissociation (Stop the Practice)

- numbness
- “floating away”
- tunnel hearing
- unreal body
- emotional flattening
- compulsive desire to “go deeper”

If this appears:

- open eyes
 - touch something solid
 - shorten the exhale
 - stop session
-

Signs of Integration (Green Light)

- warmth
- heaviness
- emotional realism
- clearer thinking
- grounded calm
- desire to *act* or *rest*, not escape

Integration feels **boringly sane**.

That’s the goal.

Quick Self-Check Question

Ask:

“Do I feel *more present* in my body and life right now?”

If no → you’re dissociating.

If yes → you’re integrating.

Final Truth (No Spiritual Bypass)

**Breathing does not heal you by escaping reality.
It heals by helping you inhabit reality safely.**

Everything else is decoration.

Daily Breath + Meal Timing Rhythm

(Diabetes-safe, cortisol-aware, sustainable)

The goal is **glycemic stability + nervous-system coherence**, not peak states.

Morning (Wake → First Meal)

Upon Waking (5 minutes)

Purpose: prevent cortisol spike + dawn phenomenon amplification

Breathing

- Inhale 3–4 sec (nose)
- Exhale 6 sec (nose)
- Hand on lower ribs or belly

Attention: weight of body, gravity, contact

- ⊘ No visualization
 - ⊘ No intention-setting yet
-

Breakfast Timing

- Eat **within 60–90 minutes of waking**
- Protein + fat first, carbs later (or minimal)

Immediately AFTER eating (2 minutes)

- Same slow exhale breathing
- Prevents post-meal glucose spike via vagal tone

Breath after meals is **more important** than breath before meals.

Midday (Highest Capacity Window)

Pre-Task Coherence (3 minutes)

Use before:

- work blocks
- decisions
- difficult conversations

Breath

- Inhale 4
- Exhale 6

Attention

- Chest + arms + hands (not head)
-

Lunch

- Eat before hunger becomes urgent

- Avoid breathwork *during* eating

10–15 min after lunch

- 3 minutes slow exhale breathing
 - Or gentle walk + nasal breathing
-

Late Afternoon (Energy Dip Zone)

This is where diabetics often **push and crash**.

Anti-Crash Protocol (4 minutes)

Breath

- Inhale 3
- Exhale 7

Body

- Seated
- Feet grounded
- Eyes open

This reduces the urge to:

- over-snack
 - over-stimulate
 - make impulsive decisions
-

Evening (Integration Phase)

Post-Dinner (5 minutes)

Breathing

- Inhale 4
- Exhale 8 (gentle, not forced)

Attention

- Abdomen + pelvis

Purpose:

- digestion
 - sleep readiness
 - glucose stabilization overnight
-

Before Bed (Optional, 3 minutes)

Only if you feel *stable*.

- Natural breathing
- No counting
- Awareness of weight sinking

- ⊘ No “deep work” at night
 - ⊘ No emotional excavation
-

2 Low-Energy Day Protocol

(*Illness flare, poor sleep, glucose instability, emotional depletion*)

On low-energy days, **reduce inputs, not discipline.**

● The Only Rule

**Do not try to “get back on track.”
Stabilize first.**

Minimum Viable Day (MVD)

Breathing (Total 10 minutes, spread out)

Morning

- 3 min: inhale 3 / exhale 6

Midday

- 3 min: same

Evening

- 4 min: inhale 3 / exhale 7

That's it.

No expansion, no surrender phase.

Food Rules (Simple)

- Eat earlier, smaller, more often if needed
 - Warm foods > cold
 - Protein anchors every meal
 - Avoid fasting “to compensate”
-

Mental Rule

- No life decisions
- No spiritual interpretation
- No future projection

Low-energy days are **maintenance days**, not meaning days.

3 90-Day Integration Plan

(Health first → money → purpose, in that order)

This sequencing matters.

◆ Days 1–30: Stabilization Phase

Focus

- Breath + meals rhythm
- Energy tracking
- Nervous-system safety

Success looks like

- fewer crashes
- better sleep
- less urgency
- clearer thinking

⊘ No reinvention

⊘ No big plans

◆ Days 31–60: Capacity Phase

Add

- One daily 10–15 min coherence session
- Gentle physical movement
- Short planning windows

Money focus

- Review, not expansion
- Reduce leakage
- Simplify obligations

Purpose here is **capacity**, not ambition.

◆ Days 61–90: Directional Phase

Only now do you ask:

- What is sustainable?
- What drains me?
- What supports me?

Breathwork

- Used *before* decisions
- Not as escape after stress

Purpose

- Framed as “what can I reliably show up for?”
 - Not destiny, not calling
-

4 Mapping This to Health / Money / Purpose

This is the **master integration**.

☐ Health = Foundation

Breathing regulates:

- glucose response
- inflammation
- sleep
- fatigue

Without health:

- money becomes survival stress
- purpose becomes fantasy

So:

Health is not one pillar — it is the ground.

Money = Stability Layer

Use breathing:

- before financial review
- before emails/contracts

- before risk decisions

Breath here prevents:

- panic spending
- avoidance
- magical thinking

Money work should feel **boringly calm**.

Purpose = Expression (Last)

Purpose emerges *after* stability.

Breathing here:

- clears noise
- restores discernment
- supports embodied “yes/no”

If breath makes you want to escape life:

→ wrong layer

→ wrong timing

One Diagnostic Question (Daily)

Ask once per day:

“Am I using breath to **stabilize**, or to **leave**?”

Stabilize = integration

Leave = dissociation

Final Orientation

This system is designed so that:

- Breath supports meals
- Meals support energy
- Energy supports money
- Money supports choice
- Choice allows purpose

No step is skipped.

Below is a **clean, grounded, 10-minute weekly review ritual** followed by a **House-of-Life–style weekly rhythm** that integrates **breath, health, money, and purpose** without mysticism or overload.

This is designed to be **repeatable every week**, even on low-energy days.

10-Minute Weekly Review Ritual

(Stabilizing, not aspirational)

When: Same day/time weekly (e.g., Sunday afternoon)

Where: Seated, feet on floor, eyes open

Tools: Paper or notes app only (no spreadsheets)

Rule: If this takes longer than 10 minutes, stop anyway.

Minute 0–1 — Arrival

Breath: Inhale 3 / Exhale 6 (nose)

Posture: Upright, grounded

Orientation: Name today's date and location silently.

Purpose: shift from narrative → present-moment regulation.

Minute 1–3 — Body Check (Health First)

Write **one short line** for each:

- **Energy:** ↑ / → / ↓
- **Glucose stability:** Stable / Mixed / Unstable
- **Sleep:** Restorative / Fragmented / Poor

No analysis. No fixing.

Minute 3–5 — Breath Audit

Answer quickly:

1. Did breathing **stabilize** me this week? (Yes / Sometimes / No)
2. Did I ever use breath to **escape**? (Notice only)
3. One breath moment that helped most: _____

If dissociation showed up:

→ note *when*, not *why*.

Minute 5–7 — Money Reality Check

Write **only facts**:

- One money action taken (or avoided)
- One thing that felt calmer than before
- One pressure point (no solutions yet)

If nothing happened: write “maintenance week.”

Minute 7–9 — Purpose (Very Light Touch)

Complete one sentence:

“This week, what I could reliably show up for was _____.”

Not calling. Not destiny. **Capacity-based purpose only.**

Minute 9–10 — Seal

Breath: Inhale 4 / Exhale 8

Phrase (choose one):

- “Enough for this week.”
- “Stability before expansion.”
- “I continue.”

Close notebook. Done.

House-of-Life Weekly Rhythm

(Ancient structure, modern nervous-system logic)

The House of Life was about **rhythm, not intensity**.

Each day has a *function*, not a goal.

MONDAY — Foundation (Body & Order)

Theme: Stability

Focus: Health, meals, logistics

Breath: Short coherence before tasks (3 min)

- ✓ Schedule
 - ✓ Appointments
 - ✓ Food prep / planning
 - ⊘ No big decisions
-

TUESDAY — Craft & Work

Theme: Competence

Focus: Skill, service, output

Breath: Pre-task regulation

- ✓ Deep work blocks
- ✓ Money-earning actions
- ⊘ No future speculation

WEDNESDAY — Balance & Adjustment

Theme: Correction

Focus: What's off? What needs softening?

Breath: Midday anti-crash protocol

- ✓ Adjust workload
- ✓ Address friction
- ✓ Gentle communication

THURSDAY — Exchange & Resources

Theme: Flow

Focus: Money, trade, energy exchange

Breath: Before financial review

- ✓ Bills, invoices, planning
- ✓ Reduce leakage
- ⊘ Risk-taking if unstable

FRIDAY — Integration

Theme: Completion

Focus: Close loops

Breath: Longer exhale in evening

- ✓ Finish small tasks
- ✓ Light review
- ✓ Prepare for rest

SATURDAY — Restoration

Theme: Repair
Focus: Body, pleasure, connection
Breath: Natural, uncounted

- ✓ Rest
 - ✓ Gentle movement
 - ✓ Nourishment

 - ⊘ No self-improvement
-

SUNDAY — Orientation (House of Life Day)

Theme: Meaning without pressure
Focus: Weekly Review Ritual
Breath: Slow, grounding

- ✓ 10-minute review
 - ✓ No fixing
 - ✓ Set tone, not goals
-

How This All Integrates

Layer	Weekly Function
Health	Daily breath + meals
Money	Thursday clarity
Purpose	Sunday reflection
Stability	Monday grounding
Capacity	Tuesday/Wednesday
Integration	Friday
Restoration	Saturday

Nothing competes.
Nothing escalates too fast.

 One Weekly Diagnostic Question

Ask after Sunday review:

“Is my life getting **more inhabitable?**”

If yes → continue.

If no → simplify the week, not yourself.
