



## QUICK REFERENCE FOR NOCO/GREELEY ICE HAUS SCOREBOARD:



NOTE: To cancel any function press



### PERIOD:



1. Press , then Press 
2. Enter # (0, 1, 2, or 3)



### SET TIME:



1. Press , then Press 
2. Enter 4 digit time: 1-7-0-0 (for 17:00) or 0-5-0-0 (for 5:00)

### GOALS:






1. Press  or 
2. Enter "1" – this will automatically add 1 goal to the total already on the board

---

\*\*there is not a way to subtract a goal. If you make a mistake and need to correct the score, you need to use the following step to manually set the score.



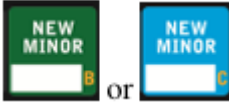
1. Press , then Press  or 
2. Enter the value that should show on the scoreboard (ie: 0-4)



3. Press 

## PENALTIES:

### New Penalty:



1. Press
2. Enter the player's jersey #
3. Enter the time: 0-2-0-0 (2 min) or 0-4-0-0 (4 min) or 0-5-0-0 (5 min)

### Clear Penalty:



1. Press until the desired penalty is displayed.



2. Then press

### Edit Penalty: (to change jersey # or time in an existing penalty on the board)



1. Press until the desired penalty is displayed.



2. Press

3. Enter the player # (if already correct then just press



4. Enter the time (if already correct then just press



## SHOTS:



1. Press
2. Press "1" to add a shot to the total already on the board.