

Welcome

ABOUT MILL CREEK BEACHES

North of the towns of New Iceland, nestled along the western shore of the expansive Lake Winnipeg is this isolated little lake cabin. If you love nature, camping, fishing, lakelife, or simply need to see a change of pace from your usual grind this could be the place for you.

Each of these photos in this guidebook are actual photos taken at the site. We take great pride and care to make this experience full of all the expectations of escaping the city and enjoying the wild nature of lake-life.

Mill Creek is our little slice of perfection and we are excited to share it with you. You will not be disappointed.



About Us

JERIDON, MUSETTE & CORDELIA

GREETINGS!!

First, I'd like to tell you a little bit about us! You are crashing in our cottage after all. From the picture below you will see that Jeridon is the dashing father figure; Musette, the darling wife; Cordelia, our adorable little girl and Bria, our fuzzy snuggler. We live and work in Winnipeg. Born and raised in Winnipeg and the surrounding areas.

With hospitality as part of our joint heartbeat, we wanted to open up our space to you, our guest.

We simply adore the idea of being unplugged and somewhat remote, to truly get to turn off the grind and relax! To truly embrace the cabin I hope you play some games, read a book, cook over an open fire... and of course relax in a hammock.

We are easy going people, but we take great pride in our space and trust that you will be appreciative of the care and courtesy of opening up our space to you.

THANKS and ENJOY your time here!!

Jeridon, Musette + Cora

CONTACT INFORMATION

EMAIL:

musette.fowke@easylivingcompany.ca

PHONE:

204.981.0635

EMERGENCY CONTACT:

Nearest Hospital: Gimli Community Health Centre - Johnson Memorial Hospital
204.642.5116
120 6 Ave, Gimli, MB R0C 1B0

Nearest Police: Royal Canadian Mounted Police (RCMP)
204.376.5253
209 River Rd, Arborg, MB R0C 0A0

- ✓ Verified
- ✓ Superhost
- ✓ Love what they do
- ✓ All Original Photos



#millcreekbeaches

Getting to Mill Creek...

DIRECTIONS:

FROM WINNIPEG

Take Hwy 8 out of Winnipeg towards Gimli & River-ton. (Drive: 127km) (Pic1& 2)

Turn Left on Provincial Road 234 (Pic 3, it's a GRAVEL road), signs for:
Matheson Island & Pine Dock (Drive: 43km)


You'll pass Beaver Creek Provincial Park...
NOTE THE WOOD SIGN:



7 minutes Past this wood sign (Pic #4) is our subdivision entrance. Turn Right @ Beach Road (presently unlabeled)
Green sign says
"SUNTERRA ROAD NEXT LEFT"



At the end of the Road
(You'll be facing the lake)
Turn Left on Mill Creek Drive
& STRAIGHT AHEAD to Lot #35!!
(See next page for a map of our subdivision)



ADDRESS

Mill Creek Beaches - Lot 35
Beaver Creek, Manitoba

[Open in Google Maps](#)

#millcreekbeaches

Getting Around

HOW DO I GET TO THE...

Cabin: Right @ Beach Road (presently unlabeled)
(precisely 7 min from Beaver Creek Provincial Park Wood Sign)

(at present there is a sign for "SUNTERRA ROAD NEXT LEFT" at the entrance to BEACH ROAD)

Left on Mill Creek Drive (presently unlabeled)
& STRAIGHT AHEAD to Lot #35!!

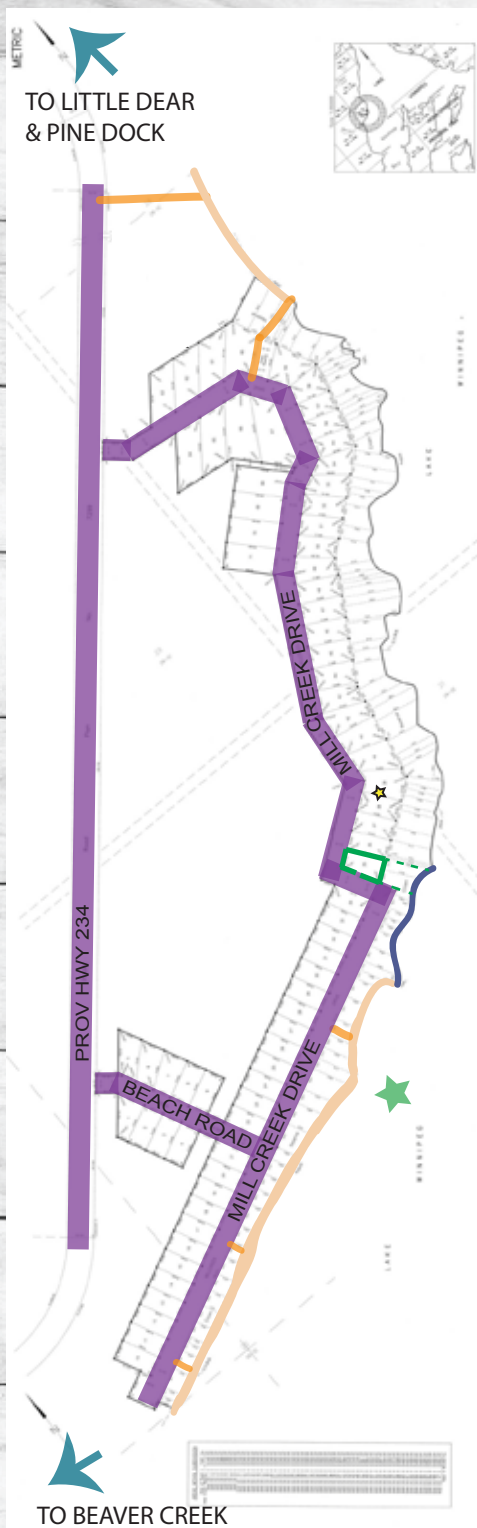
Our Beach: Walk straight to the water from the cabin and you're at OUR beachfront. It has small pebbles, boulders and rocks. About 20 ft out (and chest high) is pure beautiful sand.

South Sand Beach: We have a sand beach a small walk down the road. It's beautiful and rustic, enjoy!

North Sand Beach: Between Lots 59 & 60 is a run-out and path. Take this path all the way to the water, once on the beach head north...et voila SAND!

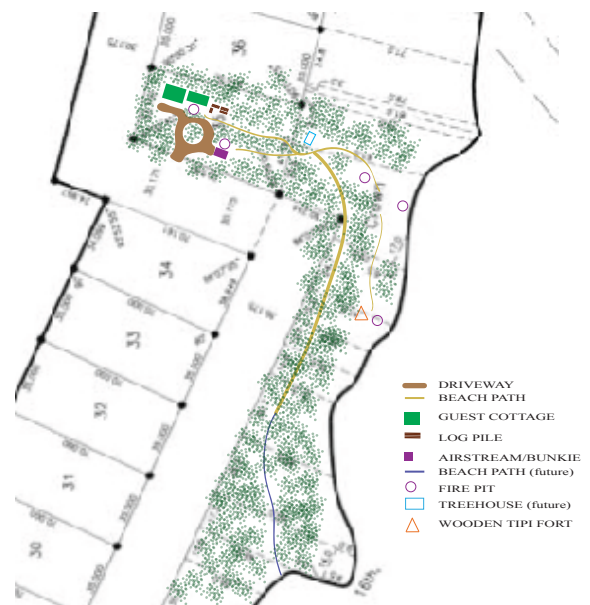
Beaver Point: Walk either down the beach to the end OR head back to Hwy 234 and proceed south a couple of highway power poles. On your left is an old gate. walk down this path all the way to the end. (Apparently the fishing is great!)

*Check out our page on
day trips & excursions*



LEGEND

- COTTAGE LOT
- SAND BEACH
- ROCK BEACH - WEAR WATER SHOES
- BEACH PATH ACCESS
- ROAD ACCESS
- ★ EAGLES NEST
- ★ PELICAN HANG OUT



Security, Access & Emergencies

Front Gate Chain: The front gate is locked via heavy gauge chain. The key is stored in the lockbox on the gate post.

This chain is HEAVY. Please use care when unlocking and re-locking. Lock code will be in your AirBnB confirmation.



Front Door Lock: The front door key is stored in the House lockbox.

House Lock Box: This lockbox is stored behind the house entrance alongside the parking space, right at the base where the clothesline attaches to the house.

The combination should have been accessible with your AirBnB confirmation.

You'll find keys to the front door inside.

Back-up Generator: In the event of a power outage, we have a back-up generator on site. The generator is located in the shed behind the cottage. The gas generator has a plug that can hook up directly to the house. It will run most of the lights and plugs, the water pump and hot water heater, the laundry machine and the fridge.

1. Simply plug it in to the house outlet (back of house)
2. Make sure it has gas in it
3. Turn it on.
4. Double check that the plug's breaker is switched on (see mechanical room)

Wifi Password: 9hvftvb5

Check In

3pm

- ✓ Drive up to the gate. Open the chain lock with the key, unhook the chain & DRIVE IN!
There's a parking space along the left side of the cabin.

- ✓ Alongside the parking space (left of cabin) is the house lockbox (attached to the clothesline). Unlock the cabin and haul your load inside. Please be mindful of bugs and critters... leaving the door open for long periods of time is like a welcome mat for all kinds of night-time buzzing & biting bugs...ugh.

- ✓ Walk down to our beach.... this simply provides a nice frame of reference and reminds you that you're away from the grind!

- ✓ Settle in! Unpack your food into the fridge, unpack your clothes onto the open shelves. We have a "keys/-phone" tray on the bookshelf. Open a bag of chips and pour them into a bowl! Look at the time and decide when to start the fire for dinner.

- ✓ Things should be clean, they should be well maintained, they should be in full working order. Anything that is not up to par ahead of time, we will inform you... If you do not inform us of something broken or damaged within the first 18 hours, we will assume you broke it and charge you accordingly.

#millcreekbeaches

Check Out @ noon

To help us keep our prices low for the rental please help out in the following ways:

- ☐ Strip the sheets and pillow covers from the beds you've used (leave mattress/pillow protectors).
- ☐ Spray any stains on laundry with "max oxy clean" and start a load of the dark grey sheets - bad stains means I may have to replace the item.
 - Hot water high temp including dry cycle. (its a 4hr cycle so this is SUPER helpful!!)
- ☐ Leave ALL dirty items in the laundry bin. I'll look after these.
- ☐ Put away all the dishes.
 - understandable if dishwasher was still running by checkout
- ☐ Return the space to how you found it, including any books or games.
- ☐ Inform me of anything not working properly or anything broken.
 - Email if it's something I'll need to bring up since I can't easily drive twice during a turnover. (leaving a note on site doesn't help much)
- ☐ Inform me of any products that are running low that we'll need to for sure re-stock (including minibar items purchased)
 - Email if it's something I'll need to bring up since I can't easily drive twice during a turnover. (leaving a note on site doesn't help much)
- ☐ Floors as needed: Sweep | Wipe (swiffer + rag) | Vacuum
 - Do not leave any food debris where critters can be tempted.
 - be kind to the vacuum, this is not a shopvac. ;)
- ☐ Wipe counters, and wipe down bathroom & any general "splash debris" from cooking etc.
 - Any food related smells will attract critters & it may still take me a few days to come up to turn over the space meaning it sits out attracting critters etc.
- ☐ Leave the bathroom light & exterior string lights on

Cleaning supplies are all over the space, under the sinks & above the laundry. You should have what you need to ensure you leave the space appropriate. I believe in clear expectations for both parties.

The cleaning fee helps to cover a portion of the costs to turnover the cottage (like the fuel to get out there). I want to make sure it's immaculate for our next guest just as it was for you. If you are unclear on the expectations or this fee please ask. I'm happy to explain.

This is not a hotel, it's our personal family cabin which is quite a drive from our house in Winnipeg. The more you clean up after yourself, the easier it is for me to keep my nightly rate as low as possible for all the extras we provide. Think of it as cleaning the things you affected & I'll ensure the rest of the space is spotless. I would like to give you a very high rating upon departure & I trust you'll be able to do the same for me. Remember, a 4/5 is considered a "bad review" by Airbnb standards and hinders my ability to be a superhost.

If you damage anything I'm sure understand that you are expected to pay for it. Regular wear and tear is understood - please reachout if there is any damage.



#millcreekbeaches

cottage mini-bar

WHOLE BEAN COFFEE

S'MORE PACKS

GRANOLA BARS

MINERAL WATER

SUNFLOWER SEEDS

POPCORN

WINE

SPARKLING DRINKS

CHIPS

Our Kitchen Stockpile

PREP

Henkles knives, mixing bowls, measuring cup, cutting boards, cheese grater, zester, can opener, funnel, vegetable peeler, ice cream scoop, spatula, whisk, sifter, garlic press

FIRE COOKING

cast iron pans/pots & griddle, stainless spoons & flippers, bbq grill basket (amazing for bell peppers), small hot dog skewers

BASIC COOKING

nonstick spoons & flippers, tongs, nonstick pots, pans (iRock), roasters, & griddle

INGREDIENTS

salt & pepper... other items we have are available for our own particular use.... if you need something that's fine, just leave a little cash in the jar to help us restock our supplies, we're not a convenience store, and your booking doesn't cover the general stock.

EATING & DRINKING

cutlery, plates, glasses, mugs, wine glasses, steak knives

SERVING

serving bowls, punch dispensers, picnic table cover, serving trays (use to bring items back and forth to the gazebo), fruit bowl with banana hook, basic utensils

SMALL APPLIANCES

coffee percolator (makes 6 cups), coffee grinder, french press, stovetop kettle

BIG APPLIANCES

fridge, freezer, stove, oven, microwave, dishwasher, washer/dryer (all in one unit)

CLEANING

dish soap refill is under the sink, pods for dishwasher, dish towels, scrubby sponges



Basic Philosophy:

We stock our cottage with OUP stuff, I don't want to have to hide it when you come.

If you need something and you're in a pickle, please go ahead and use something.

If you do, simply leave us some cash or e-transfer us for the stuff used to: musette.fowke@easylivingcompany.ca

I wouldn't want you missing a key item to ruin any part of your time here.


#millcreekbeaches

Bathroom

Basics: toilet paper, kleenex, hand towels, hand soap, shampoo, conditioner, body wash

Towels: shower towels are the unbleached cotton ones. 2 have been made available on the shower bar, additional towels & facecloths are available on the top shelf.

Beach Towels: are available in a straw basket. There's a mix of Terry and Turkish




Sleeping

Bedding: Each bed has a set of bedding on it when you arrive.

Pull-out sofa: the bedding is available in a black bin in the entry cupboard.

Pillows: extra can be taken from the Master Bedroom closet (near ceiling)

Extra blankets: are in the entry cupboard.



Laundry

Basic: floor cleaner, bathroom cleaner, kitchen cleaner, wipes, broom, rags, paper towel stored throughout bathroom, kitchen, & laundry closet

Laundry: "he" detergent, fabric softener, stain pre-treater, dryer balls

* there is a clothesline by the outdoor shower & extra clothes pins in the drawer under the cutlery



Stuff

Library & Games: These are OUR PERSONAL items... feel free to use them while you are enjoying the cottage. They are near and dear to us, please take extra care to not mistakenly pack them up with you when you leave.

Record Player: there is a collection of family records available for use, be gentle. Use the auxillary cable with the Boes for better sound quality.

Boes Stereo: bluetooth music with great sound quality



Gazebo

Griddle: there is a large griddle hooked up to propane attached to the small bbq. there are associated tools for cooking and cleaning. Use the spray oil for the best use

BBQ: there is a small bbq hooked up to propane attached to the Griddle. there are associated tools for cooking and cleaning

Smoker: there is a smoker beside the bbq for smoking meats with specialty woods etc. this is not a bbq. do not use if not familiar with a smoker

Mini Fridge: convenient for cooking and keeping the drinks cold

Hammock: stack the chairs and stretch out the hammock




Pets

Dog Blankets: Located in the basket on the top shelf in the bedroom. These old sheets are perfect for covering up the bed or sofa if your dog tends to be on the furniture

Dog Bowls: Located under the living room bookshelf

Tie-Out Runs: Red metal cable and stainless steel stake tie-outs are stored in the gazebo and available for use. Be careful with small dogs as they could be "eagle bait"





How do I use...?
Where is the...?
I wonder if...?



Coffee Maker: We have a campfire percolator. If you've never made coffee with a percolator, I suggest you youtube a video ahead of time to familiarize yourself. The quick tips: course ground coffee 1 scoop for every "cup" of water, let "Perc" for maybe 6 minutes ... DO NOT heat while silicone holder is on the handle - it will melt.

Cast Iron Pans: These pans require love and "proper" attention... DO NOT CLEAN WITH SOAP!! Just oil and paper towel. See our little cheat sheet for support.

Laundry Machine: We have an all in one unit. Set the wash cycle, set the dry cycle then press the start button. It does both washing and drying back to back! If your item is stained pre-spray with MAX Oxy Clean... that stuff is AMAZING!! Laundry supplies are in the black bins above the laundry machine, please be kind with the use of our laundry supplies, your rental doesn't really cover these supplies for personal use. If you know you'll be doing a ton of laundry, please bring your own supplies or leave us some extra cash for product.

Firewood: see fire safety page of the guidebook

Oven Mitts: The oven mitts are for INDOOR USE ONLY. Please don't use the indoor oven mitts for the cast iron pan or anything that's "over the fire", it will get pretty nasty pretty quick. We have some outdoor "work gloves" reserved for this (if you can't find them - check the "junk drawer" above the laundry).

Cutting Boards & Trivets: While the counter top and table are both made of wood they are NOT to be cut on... ABSOLUTELY NOT! Use a cutting board, we have several located under the sink, there is no excuse for ruining the finish on our countertop. Same thing applies to something HOT, use a trivet, we have circular cork trivets in the middle drawer, next to the oven, for this purpose. Note: Do not place cast iron that's been over the fire on the counters or table... use trivets.

ATV
Rental
available
just ask



Odds & Ends

GARBAGE

You'll notice that we're not a developed camp area. As we are a small subdivision that's relatively unpopulated and full of wildlife, you'll have to take great care with your garbage.

1. Take your garbage with you when you leave and dump it back in town.
2. Do NOT leave FOOD garbage outside during your stay.
3. Beaver Creek Provincial Park has a waste transfer station. This is open limited hours.

WATER QUALITY & SEPTIC TANK

The well is naturally filtered limestone well water. This means it's good to drink.

We have a septic tank. This fills up and has to be emptied frequently throughout the season.

Minimizing the excessive use of water keeps the prices low and us able to rent the cabin.

The easiest ways to not be frivolous with water usage:

1. Shower in the outdoor shower (weather permitting)
2. Do not RUN the faucet for lengthy periods of time...
3. Do not take excessively long indoor baths/showers.
4. Excessively running laundry or dishwasher

Furthermore, do not flush anything other than bodily waste and toilet paper. EVERYTHING else is bad for the pipes.

PROPANE USE

We have a small camp burner that requires camping propane (small green bottles).

We also have a small camp BBQ that is hooked up to a regular propane tank (ok to use, just please be careful with leaving it on).

Please always ensure propane is OFF and in the case of green bottle, disconnected.

*Collect Moments
Not Things*



#millcreekbeaches

Fire Safety

FIRE BANS, RESTRICTIONS & PEAT MOSS

Occasionally, we'll have had a dry spell. Please use great care to protect against wildfires... Never burn crazy fires in the firepits and refrain from fires on major windy days down by the lake.

There are several peat moss farms near by.... Peat Moss is FLAMMABLE, the region is full of PEAT under the "visible" ground. It builds up as organic material such as leaves, grasses, fallen trees, and root systems build up over decades or centuries. When ignited, often by wildfire or lightning strike, it smolders and can burn undetected for months or years – even centuries. Put out your fires properly! THANKS!

FIRE PITS

Please practice fire safety! Our fire pits are HUGE. Please monitor your fires closely and ensure they do not get out of control. It is always recommended to have sand or water close by to put out your fire properly.

Do not burn dead scrub brush as the leaves and pieces can float and start wild fires. And NEVER leave your fire unattended.

We have a bunch of deadfall around our cabin... DO NOT MOVE/CUT/BURN any of this deadfall. Most of it is left on purpose to create a natural "fence" to the property. As well, we like the way some "stumps" look.

FIREWOOD

Feel free to bring your own wood. However we have bundles of firewood available for sale for \$10/bundle, it's an honour system & cash jar...

(or you can e-transfer us the money - musette.fowke@easylivingcompany.ca)

Our logs are cut at about 16-18" and would be a larger bundle than you would get at a gas station. We also have a box of random tinder/kindling in the gazebo. Please don't use an excessive amount of this to start a fire. The jute string we use for bundling is an excellent source of tinder to start a fire. (FYI we have an axe and hatchet if you need to tweak some of the pieces).

Please DO NOT use the wood in the steel box inside the cabin. We buy this 12-14" cut specifically for our wood stove use.

(Don't use the woodstove in summer, as it will heat the cabin too much - there are electric heaters.)

COOKING OVER A FIRE

If you've never had your food this way... you're in for a major treat if you attempt it. Burn your wood into a smoldering pile of coals to even out the temperature. Put the steel cooking grate over the fire & cook to your hearts content!!

WOODSTOVE (INSIDE)

1. Use the wood in the steel box - it's the right size for in the wood stove (or wood you have brought)
2. Open the flue all the way (largest circle)
3. Crack a window & turn on the bathroom light (this is a fan & assists airflow.)
4. Light your fire, slowly limit flue opening to slow your burning (do not close it)

Do NOT Burn:
Plastic
Metal
Styrofoam
Gasoline





Fun in the sun!

INFLATABLES

We do have an inflatable that is occasionally anchored out in the lake... its simply nice to have something to sit in while drinking a refreshing beverage in the heat of the day. PLEASE ENJOY RESPONSIBLY!

CANOE & PADDLE BOARDS

Our canoe and paddleboards are available to guests. If you have brought your own water "toys" please be safe on the lake!
Lake Winnipeg is shallow and there are heaps of boulders and rocks.
The last few years have seen a zebra mussel contamination come to the lake, please prevent the spread to other bodies of water by ensuring any watercraft is washed and dried thoroughly before heading into another body of water.

SAFETY & GLASS

If you're on the water, please be safe and use appropriate life vests, etc. Never leave children unattended. To ensure no glass bottles, etc., get shattered in our sitting areas please refrain from using them! We have provided plastic mugs and wine glasses and everything else for your outdoor convenience.

WATERSHOES

As the rock beach is simply full of rocks, you will likely enjoy the beach more thoroughly with a pair of watershoes. Zebra Mussels are often attached to the rocks, please be careful to not cut your hands or feet on them, they can be sharp as glass!

#millcreekbeaches



Nature

*Keep your eyes open,
you'll see some amazing things.*

IN THE SKY

Eagles: We have a nest of about 2 adult Bald Eagles and 3 juniors about 2 lots North of us. They are MAGNIFICENT to watch. If you have a small dog... keep them safe at all costs!!

White Pellicans: (HUGE) enjoy their breeding season on the rocks near the sand beach (May-June).

Piliated Woodpecker: make her next in one of our driveway trees (listed as a rare bird to see). We've also spotted a Tundra Swan floating by and some giant frogs in the grass.

Land Birds: There are some Wild Turkeys and Grouse roaming about.

ON THE LAND

Moose & Deer: We ourselves have already seen 4 Moose on the road. They tend to be out near dusk. There are a lot of deer in the area, so be SAFE. You'll likely see some Mule Deer munching on the foliage or a white tail roaming the fields nearby. We have a trail camera towards the beach to watch the animal movement.

Bears: Our neighbours have reported a Bear on their front porch, and one was photographed by one of our guests by the gazebo (picture on fridge).

Coyotes & Foxes: Coyotes tend to roam the beach at night. I've heard Foxes from our window.

IN THE WATER

Zebra Mussels: Often attached to the rocks please be careful to not cut your hands or feet on them, they can be sharp as glass!

Fishing: Fishing off the beach is wonderful!! Please follow provincial guidelines for fishing, there are provincial fishing licenses required and can be purchased in Riverton.

SCAVENGERS

Don't leave food outside overnight, there are local bears. Bears will peruse the area looking for some of the wild strawberry and raspberry and anything else that's left out. And magpies are well, magpies. Please do not leave the door open for extended periods.... little critters will come where there is food. We prefer a critter free interior! There is a bold red squirrel we've named Leif that tends to look for scraps.



bugs & flowers

We get a weird seasonal fluctuation in bugs... while mosquitos are typically here for the duration of the summer, as typical in Manitoba, you'll also see about a 2-3 week rotation of other bugs:

Horseflies: (only females bite) - out during the day, love sun, attracted to dark clothing and movement (they suck blood so they will actively pursue you)

Deer flies: biting and annoying but don't leave marks - attracted to dark clothing and movement

Fishflies: (starting early July) do not bite... swarm near lights and especially at dusk

Ticks: (starting late June) - in tall grass

Butterflies, Caterpillars and Moths: out all summer it seems

Lightning Bugs: can be enjoyed throughout June and early July ... ESPECIALLY DOWN BY THE WATER!

Dragon Flies: they eat mosquitos! - mostly catching stuff down by the water during the day & evening

White-Spotted Sawyer: big flying beetle with long antennae - wood boring beetle (bites are rare). If you hear a loud clicking sound... this is it!

WILDFLOWERS

Each picture displayed in this guidebook is a photo I've collected from my time at the lake. I hope you'll pick up one of our wildflower books and do your own scavenger hunt.



#millcreekbeaches

Day Trips & Nearby Towns

#millcreekbeaches

HIDDEN CAVES OF PINE DOCK

Looking for a somewhat dangerous hike?

For those familiar with the ice road truckers, this is where the ice road crosses. Check out the "hidden caves" of Pine Dock.

They are not an official Manitoba thing, so they're not labeled, but if you ask a local or simply poke around, the trailhead is marked by ribbons. The entrance is quite difficult to find but not impossible.

Consider yourself warned, there are snakes in the caves... It's magical but definitely not a generally safe excursion



MATHESON ISLAND & PRINCESS HARBOUR

Matheson Island is one of Manitoba's excellent places to explore. The only way across to the island is via cable ferry - which is a really cool experience.

Another Ice road is located here. (see picture)



HECLA

Hecla Island is BEAUTIFUL! There's a resort, golf course, and a quaint little town. The causeway boasts some beautiful marshland and local birds.

If you happen to head out, the lighthouse restaurant is DELICIOUS!

The drive through the historic town is something out of a novel.



Where to go and what to see...



ARBORG

Located along the shores of the picturesque Icelandic River in Manitoba's New Iceland, and tells the story of the Icelandic, Polish and Ukrainian pioneers who learned to live, work and build a community together. Check out The Arborg & District Multicultural Heritage Village. (pictured here)
Picture: travelmanitoba.ca



GIMLI

Home to the Icelandic Festival ... and yes in the municipality of BIFROST! I didn't believe it when I first heard it. Some of the best fish and chips around! Weekends swell in this beach town and they truly have EVERYTHING you may need. Check out Turgeson's General store (pictured), Kris' Fish & Chips, the pier, the beach, etc.
Picture: travelmanitoba.ca



RIVERTON

Home of the Largest Moose! The town has a Co-op grocery store and the Fas Gas has firewood & delicious ice cream, as well as an assortment of local goods like Clover HONEY! If you get an opportunity, Plan to go to dinner at Integrity Pizza. The outdoor wood forno makes a delicious pizza and the atmosphere is the essence of small town charm.
Picture: travelmanitoba.ca



INTEGRITY PIZZA

Location: 141 N Highway 8, Riverton

Website: integrityfoods.ca

Phone: (204) 378-2887

Eat Here! Yum



#millcreekbeaches

THANK YOU FOR STAYING WITH US

So, now if you're telling yourself, "This place is amazing!", "lets keep booking it!", "I'd like a bit more space"... You're in Luck!!

We've added an Airstream! She goes by "Bambi", "Cumulo" and "Happy Camper". She's our bunkie. She's a 19' camper that can sleep 3-4 and will be fully tied in to water, septic and electrical.

In order to add it to the listing we'll be adding a new airbnb listing called the "Mill Creek Experience Package". This will include the full access to the Airstream, the ATV and the Fishing boat that we hope to get this season.

Eventually we look forward to building the "MAIN COTTAGE". The cabin you're in was really never meant to be "rented", we intend to eventually just keep it as our own. And make it available to family and friends. You have experienced the "Guest Cottage". The Main Cottage will be built closer to the beach (where the Airstream is) with a view of the lake through the trees. It will boast its own deck and have a similar floor plan to the guest cottage but will likely be a touch bigger.

The overall look and feel will be the same, though the location is closer to the water... meaning a better view!

Things change continually, keep up to date with us on:

instagram: @millcreekbeaches

facebook: Mill Creek Beaches

email: musette.fowke@easylivingcompany.ca

Don't forget to sign the guest book

*Come back Soon
xoxo*