

**[www.debcanhamstudio.com](http://www.debcanhamstudio.com)**

Click on the shop tab to go to the shop

.

Facebook Public Page where Live Videos are  
stored and run every Monday -

Deb Canham Studio—Serger Sanity

.

Facebook Group where files are kept

Deb Canham Studio—Serger Sanity

.

**Teachable** (Online Serger School)

[https://deb-canham-studio-serger-sewing-  
school.teachable.com](https://deb-canham-studio-serger-sewing-school.teachable.com)

**In the File section you will find the Index file**

## **How to access the free Lives and the paid Online classes FB79**

There are 79 recorded Lives available to you covering a hundred different serger/cover stitch topics. Every Live I do on a Monday night goes out on my public page Do a search on Facebook for my PAGE

### **Deb Canham Studio—Serger Sanity**

If you look under `Videos` you will find all 79 Lives in there.

Also, if you go to my group **Deb Canham Serger Sanity Projects**

(<https://www.facebook.com/groups/160489891091052>)

And look under the `FILES` you will find all `Written files` to go with them. Note: when I first began to do lives I thought you could make notes and rewatch but I soon realized that was not happening!!! The files are there to help you and also to avoid constant questions during Lives about information that has gone previously in the Live. It is hard to go back sometimes without confusing everyone.

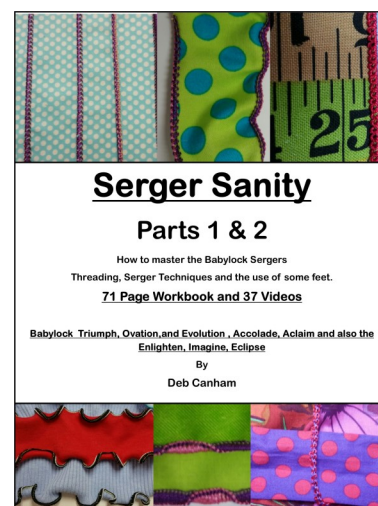
### **Serger Sanity 1 and 2**

This is a 101 class on all the Baby Lock Serger machines that have automatic tensions. So everything but the Celebrate and the Vibrant and I am working on the class for them.

It is about the serger side of the machine. It includes a downloadable book and 40 videos that you can refer back to anytime on the internet. It is a great reference book to refer back to also. It includes threading, techniques and most of the feet that go with the serger side of the machine.

**Copy and paste this link into your browser to purchase this class**

<https://debcanhamstudio.com/shop/ols/products/serger-sanity-1-and-2-download>

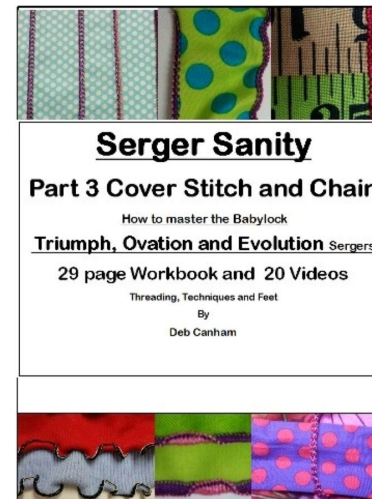


## **Serger Sanity 3**

This is directed at all Baby Lock machines that have Cover stitch and Chain. Triumph, Ovation, Evolve, Evolution, Accolade, Euphoria and dedicated Cover stitch machine. Again it is a 101 Class and includes a downloadable book and 20 videos. It covers a lot of the attachments that go with Cover and Chain but not the Knit Binder.

Copy and paste this link into your browser to purchase this class or go to my website store

<https://debcanhamstudio.com/shop/ols/products/serger-sanity-3-download>

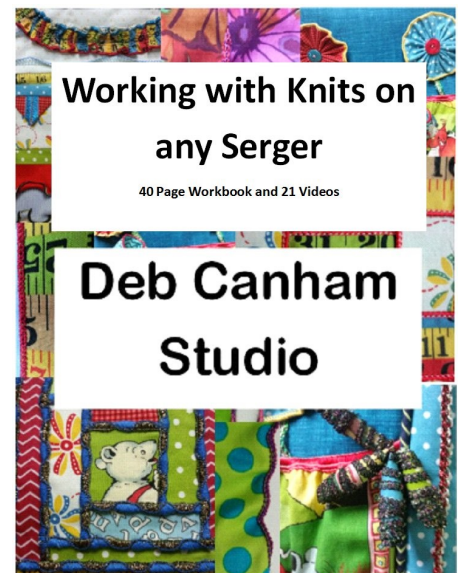


## **Working with Knits**

This is a downloadable book and 24 videos on how to work with knits on the serger. It is not specific to any machine although it was recorded on the Ovation. It is all about how to select pattern, cut fabric, various necklines and hemming. It covers t shirt making and leggings. It also includes the Knit Binder.

Copy and paste this link into your browser to purchase this class or go to my website store

<https://debcanhamstudio.com/shop/ols/products/working-with-knits-on-any-serger>




## **Recorded Facebook Live Classes**

These are classes that are done Live on Facebook on a certain date. You can participate on the actual day or you can chose to watch them at a later time. You can always go back in and watch time and time again. They are more like a regular classroom class but if you miss a bit you can go back and watch it again. The class is divided into 4 videos. The best way to approach these is to watch the first one and then go back and sew along with me. You can put it on pause while you sew. Students are able to type in questions and I think questions add to the learning experience also.

All of these classes have a dedicated facebook group which you have to ask to join after you have purchased the class. When you go into the group you will find in the top post (Announcement) all the videos for class in order. You will also need to download the files that are in the file section of that group.

## **Cover and Chain Revision**

This is a 101 on Cover and Chain. There are additional videos giving you an intro to the Euphoria and also to the Triumph. There is an index with times the samples were demoed making it much easier to use this class as a reference.



It includes a number of techniques. Inserting a zipper, all types of hemming on wovens and knits, Knit/Woven double fold bias binder, Triple Belt binder, Down turn Feller, Hemmers and decorative chain. Dedicated Facebook Group.

Copy and paste link into your internet browser to purchase the class or go to my website store

<https://debcanhamstudio.com/shop/ols/products/cover-and-chain-revision-facebook-live-june-12th-2021-10am-4pm-eastern>

## **Basic Serger Class**

This is one of my favorite classes. The idea behind it was to get people to get their machines out of the box and play. It is for those that have never learned to have fun with the serger.

You will need a P5 Cording foot.

It also includes making this fun bag.

It has a dedicated Serger Group. All the files are in the file section and the videos are listed in the top post.



## **Price \$25**

Copy and paste or go to my website

<https://debcanhamstudio.com/shop/ols/products/basic-serger-class-recorded-live>

## **Flatlock Purse Class**

This class is all about Decorative Flatlock stitch which is one of my favourites. If you have Wave stitch you can certainly use Flatlock Wave (not in your threading guide) but if your machine does not have that stitch regular flatlock stitch will work great. Instructions for both.

Dedicated Facebook Group. All files in the file section videos in the top post. **Price \$45**

<https://debcanhamstudio.com/shop/ols/products/flatlock-purse-class-decorative-stitching-on-the-serger-facebook-live>





## **Fit Class—Fitting Butterick 6848**

The greatest thing I ever did when it comes to dressmaking is learning how to fit. I particularly like the Palmer Pletsch method because it is visual—not mathematical. This pattern is a Palmer Pletsch pattern and all the adjustment lines are marked on the tissue. This is a great place to learn fit.



It is a Facebook Live recorded class I did last year. It includes a dedicated Facebook group and all the videos are in the top post and files are in there ready for you to download. You will need a tissue version of this pattern.

Price \$45

Copy this link or go to my website store.

<https://debcanhamsstudio.com/shop/ols/products/fit-class-fitting-a-t-shirt-to-your-body-shape-facebook-live-july-25th>

## **T shirt Class on any serger**

This class is 2 days and includes a variety of ways to make a t- shirt. V neck, round neck different hems. It includes necklines with the Knit woven binder and without. Hems with the Serger and with Cover and Chain. I recommend the Butterick 6848 or the Laundry Day Tee by Love Notions downloadable pattern.

It is a Facebook Live recorded class I did last year. It includes a dedicated Facebook group and all the videos are in the top post and files are in there ready for you to download.

Price \$75

Copy and paste or go to my website store

<https://debcanhamsstudio.com/shop/ols/products/t-shirt-class-on-any-serger-2-day-august-8th-and-15th-facebook-lives>

## **Stacie Jacket Class**

This is the Stacie Jacket we used pattern By Style Arc patterns. It was an opportunity for those who wanted to go on and do my K Jacket to have a gentle practice. It was a fun sew over two days. Serger and sewing machine.



Dedicated Facebook Group and all the videos are in the top post.

Price \$75

Copy and paste or purchase from my website

<https://debcanhamstudio.com/shop/ols/products/stacie-jacket-class-facebook-live-event-october-6th-10th-and-11th-if-you-cannot-make-the-date-they-are-recorded>

## Teachable

<https://deb-canham-studio-serger-sewing-school.teachable.com/> Copy this link into your internet browser to take you to the school to see all the classes in there.

This is an online Serger School where I have a number of classes. In many ways it is my favorite. It is very much a video class but has short written files in to help you as well. If visual is your best way of learning great. It allows me to put up very short videos which makes it easier for you to follow. You totally work at your own pace. It also makes it easier for me to put up more detailed classes that are too long for Lives.

### Triangular Purse

This is a great first class on the serger. It is fast and easy and makes great gifts. You will never make just one. It includes some options to use decorative stitching as well. You will need a cording foot to insert the zipper.

Price \$25



### Pocket Purse

This is another great gift project. This purse has a number of techniques including inserting zippers, gathering, rolled hem, decorative stitching .

Price \$25





## Ahoy Travel Bag

18w x 15 h x 9 deep This is a great class for Teachable not because it is difficult but it is at least a 4 to 5 day class. There are six pockets and a lot of detail on this bag. It is built to last with internal framework for straps. If you have an Embroidery machine it will tell you how I did the Monogram.

Price \$50



## Xmas Tree Quilt

28w x 32 high

This is a great introduction to Decorative Quilting on the Serger. Each bauble or gift is a different technique on the serger. It does include some chain stitch but if you do not have that stitch there are instructions for you to use your sewing machine.

Price \$35





## **Baby Body Suit**

You have to purchase the Brindille and Twigg Body Suit pattern which is downloadable. The class then takes you through making it. It does not matter which serger you have. It includes making the bands using the serger and also making the bands using the Knit/Woven Double Fold bias binder. Warning: you can never make just one.

Price \$20 Teachable



## **K Jacket**

This is a class I did sharing how I made my Runway Jacket for the Babylock Runway show. It is Vogue Pattern 9212 (which is close to out of print so grab it if you see it). It is a very long class because it takes you through fitting the pattern and on to making the coat.



There is also a fabric kit for this coat available on my website. One fabric is different as the one I used in the original is out of print.

Cost of class is \$174 payable over two months.

**Future Classes On Teachable—**

Serger 101 on the Celebrate

Serger 101 on the Vibrant

Euphoria Zipper Bag

Fish Bag

**Future Facebook Live Classes**

Introduction to Decorative Serging

Robe Class

Sale on Serger Sanity 1 and 2 (Coupon code SS12), Serger Sanity 3 (Coupon Code SS3) and Working with Knits (Coupon Code WWK) ends midnight June 27th 2021