

Mounted Drill Team Flag Protocol

Flag Order - (Right to Left or Front to Back)

1. American Flag
2. State flag
3. Armed Forces flags (in order below)
 - a. Army
 - b. Marines
 - c. Navy
 - d. Air Force
 - e. Coast Guard

Note: Armed Forces flags may replace the State flag when representing the Federal Government during a ceremony.

4. City flag (only if State flag is used)
5. Team flag
6. Sponsor flag



Flag Staffs – Heights

Normally flags should fly above a rider's head about 6" to not block their view. Therefore, as a guide, if you want to carry a 4' X 6" flag, you will need a 10' pole (4 + 6 = 10). A 3' X 5' flag needs an 8' pole, etc. This calculation may not always work for taller riders. For a uniform look, flag poles may be cut (adjusted) , or flag boots may be positioned in a manner so all flags on a team appear to be the same height.

Flag Staffs – Ornaments

Except in Color Guard, only balls or caps may adorn the top of flag staffs. See Color Guard Class for exceptions to this rule.

Flags – General Information

No flags on the team should be higher or larger than the American Flag.

A small sticker on a flag pole can mark where riders need to hold the pole to keep flags facing forward.

The lighter a flag is, the easier it is to handle.

No flag should leave the arena before the American Flag.

General Flag Carriage - Riders

Riders carry flags on their right in a steady manner with shafts and/or poles perpendicular to the ground (regardless of the drill speed...no leaning forward, backward or outward). Elbows should be bent in a right angle and held close to the body. Flags need to be kept free-flying and not allowed to wrap around poles. All flags (except the American Flag) should be dipped in honor of the American Flag, the National Anthem, or the Pledge of Allegiance of the American Flag. Flags are dipped by fully extending the right arm forward, not to the side.

American Flag Carriage – Riders

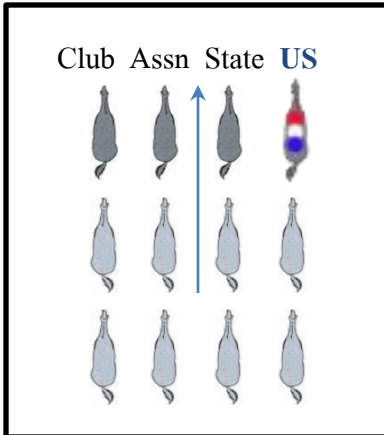
Riders must always carry the American Flag on their right, straight upright, perpendicular to the ground. Elbows should be bent in a right angle and held close to the body. The American Flag is NEVER dipped. Regardless of the drill speed the American Flag NEVER leans forward, backward or outward. It should always be free-flying and not allowed to wrap around the shaft. The American Flag should not be allowed to touch the ground. American Flag horse/rider should have skills capable of carrying the National Flag. If an American Flag is dropped during drill, it should be rescued immediately, and placed back in its position.

The American Flag – Position in Maneuvers:

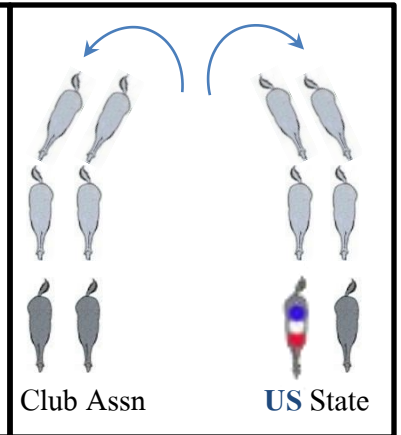
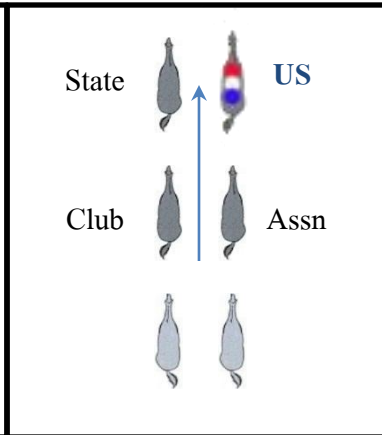
The position of the American Flag during drill shall always be to the front or to the right of all other flags and all other riders. In a single file the American Flag shall lead all other flags and riders. In pairs, fours, eights, obliques or full team abreast, the American Flag shall be to the right and/or in front of all other flags and riders. When performing a Crack The Whip, the American Flag should be on the outside and the team should be traveling counter-clockwise. In a Chevron the American Flag should always be at the front point leading other riders. When in a Circle, the American Flag must leave the formation first and be in a leading position. In a counter-clockwise Pinwheel, American Flag(s) should be in the far outside positions. When performing a clockwise Pinwheel, American Flag(s) should be the center pivots. When performing other maneuvers remember to always place the American Flag in the front position and/or to the right of all other flags and riders. At NO time may the American Flag back up (signifies retreat) in a maneuver. On exiting an arena, no other flag may leave the arena before the American Flag; the American Flag leads the exit.

Flag Protocol Examples

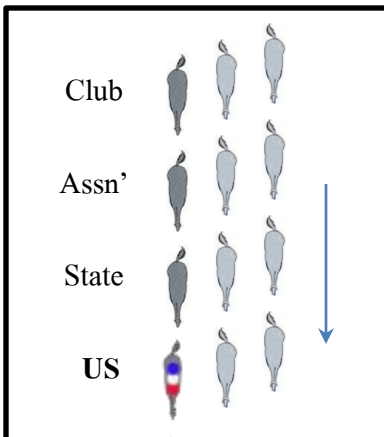
The **United States Flag** is always to the right or ahead when in columns or rows or in single file. Colors may be posted during maneuvers, but shall be honored when the team is in formation by being kept to the right or ahead of the other flags.



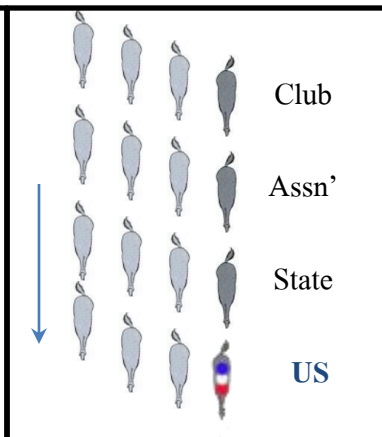
Flags in descending order – US Flag on right of column



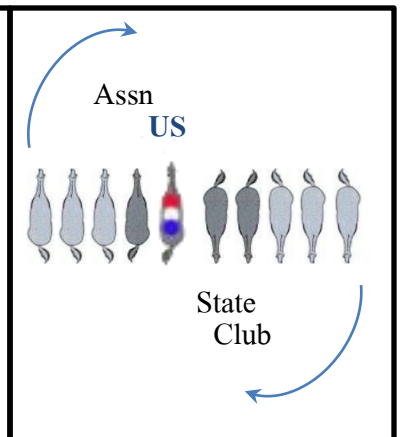
Column of 4's divide to 2's
- US Flag on right



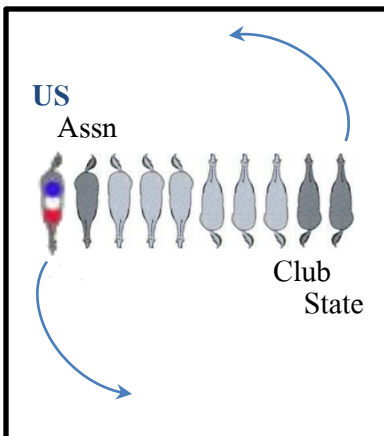
Oblique 3's – flags ahead and on the right



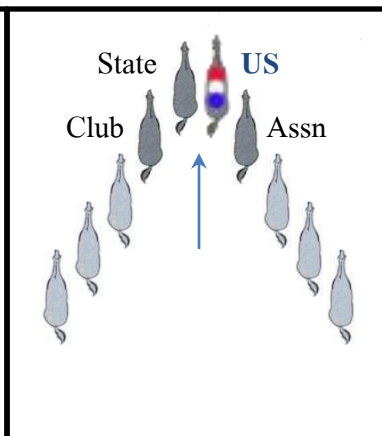
Oblique 4's – flags on lefts, but ahead of the rest of their fours



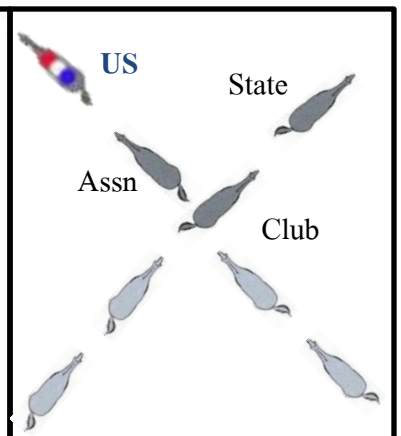
Pinwheel turning clockwise- flags on inside (right) of lines



Pinwheel traveling counter-clockwise- flags on outside



US Flag on right and ahead of association flag in chevron



US Flag crosses first in thread