

# MANU0118-001-SB2

 Sample ID: BIA250401S0004  
 Strain: Super Boof

 Produced:  
 Collected:  
 Received: 04/02/2025  
 Completed: 04/09/2025  
 Batch#: MANU0118-001-SB2

 Client  
**The Dank Closet**  
 Lic. # MANU0118  
 3098 Barton-Orleans Rd  
 Barton, VT 05822

 Matrix: Concentrates & Extracts  
 Type: Formulated Vape Oil  
 Sample Size: 1 units  
 Lot#: MANU0118-001


## Summary

Test	Date Tested	Result
Sample		Complete
Cannabinoids	04/03/2025	Complete
Terpenes	04/04/2025	Complete

## Cannabinoids

Completed

<b>74.43%</b> Total THC	<b>0.21%</b> Total CBD	<b>80.96%</b> Total Cannabinoids
----------------------------	---------------------------	-------------------------------------

Analyte	LOQ	Results	Results	Mass	Mass
	%	%	mg/g	mg/mL	mg/container
CBDVa	0.0001	<LOQ	<LOQ		
CBDV	0.0001	<LOQ	<LOQ		
CBDa	0.0001	<LOQ	<LOQ		
CBGa	0.0001	<LOQ	<LOQ		
CBG	0.0002	2.40	24.0		
CBD	0.0002	0.21	2.1		
THCV	0.0002	0.56	5.6		
CBN	0.0001	1.93	19.3		
Δ9-THC	0.0002	74.20	742.0		
Δ8-THC	0.0002	<LOQ	<LOQ		
Δ10-THC	0.0000	<LOQ	<LOQ		
CBC	0.0002	1.41	14.1		
THCa	0.0003	0.26	2.6		
<b>Total THC</b>		<b>74.43</b>	<b>744.27</b>		
<b>Total CBD</b>		<b>0.21</b>	<b>2.06</b>		
<b>Total</b>		<b>80.96</b>	<b>809.61</b>	<b>0.00</b>	<b>0.00</b>

Analyst: 048

Cannabinoids Methodology: High Performance Liquid Chromatography (HPLC) using PerkinElmer FLEXAR™ with Photo Diode Array Detector (PDA)

Total CBD and total THC are calculated values, to account for assumed decarboxylation from the acid form (THCA or CBDA) to the neutral form, causing weight loss of the acid group. These values are calculated as follows:

$$\text{Total THC} = (\text{THCA} \times 0.877) + \Delta 9\text{-THC}$$

$$\text{Total CBD} = (\text{CBDA} \times 0.877) + \text{CBD Reagent}$$

Blanks: &lt; LOQs for all analytes

LOQ = The lowest quantity that this method can reliably detect. Any cannabinoid that was not detected is assumed to be less than the stated LOQ (&lt;LOQ).

All results reflect dry weight of material, based on % moisture of the sample.

Measurement of Uncertainty (MU): the parameter, associated with the result of a measurement, that characterizes the dispersion of the values that could reasonably be attributed to the particular quantity subject to measurement. Δ9-THC MU = ±0.005% Total THC MU = ±0.007%

All other cannabinoid MU values are available upon request.

All moisture and water activity analysis is determined by dewpoint measurement using an AQUALAB water activity meter.




 Luke Emerson-Mason  
 Laboratory Director  
 04/09/2025

 Confident LIMS  
 All Rights Reserved  
[coa.support@confidentlims.com](mailto:coa.support@confidentlims.com)  
 (866) 506-5866  
[www.confidentlims.com](http://www.confidentlims.com)


# MANU0118-001-SB2

 Sample ID: BIA250401S0004  
 Strain: Super Boof

 Produced:  
 Collected:  
 Received: 04/02/2025  
 Completed: 04/09/2025  
 Batch#: MANU0118-001-SB2

 Client  
**The Dank Closet**  
 Lic. # MANU0118  
 3098 Barton-Orleans Rd  
 Barton, VT 05822






 Matrix: Concentrates & Extracts  
 Type: Formulated Vape Oil  
 Sample Size: 1 units  
 Lot#: MANU0118-001

## Terpenes

Completed

Analyte	LOQ	Results	Results
	mg/g	mg/g	%
Limonene	0.010	6.141	0.614
Ocimene	0.010	4.478	0.448
$\beta$ -Myrcene	0.010	3.565	0.357
$\alpha$ -Pinene	0.010	2.758	0.276
$\beta$ -Caryophyllene	0.010	2.240	0.224
Linalool	0.010	2.230	0.223
$\beta$ -Pinene	0.010	1.863	0.186
3-Carene	0.010	0.524	0.052
$\alpha$ -Humulene	0.010	0.358	0.036
Camphene	0.010	0.220	0.022
Isopulegol	0.010	0.083	0.008
$\alpha$ -Bisabolol	0.010	0.045	0.005
$\alpha$ -Terpinene	0.010	0.029	0.003
$\gamma$ -Terpinene	0.010	0.020	0.002
Caryophyllene Oxide	0.010	<LOQ	<LOQ
cis-Nerolidol	0.010	<LOQ	<LOQ
Eucalyptol	0.010	<LOQ	<LOQ
Geraniol	0.010	<LOQ	<LOQ
Guaiol	0.010	<LOQ	<LOQ
p-Cymene	0.010	<LOQ	<LOQ
Terpinolene	0.010	<LOQ	<LOQ
trans-Nerolidol	0.010	<LOQ	<LOQ
<b>Total</b>		<b>24.554</b>	<b>2.455</b>

## Primary Aromas

 Orange	 Earthy	 Hops	 Pine	 Cinnamon
---	---	---	---	---

Analyst: 048

LOQ = The lowest quantity this method can reliably detect. Any terpene that was not detected is assumed to be less than the stated LOQ (&lt;LOQ).

Terpene Methodology: Headspace Sampler, Gas Chromatography-Mass Spectrometry (GC-MS), using Perkin Elmer Clarus® SQ8 GC MS

Reagent Blanks: &lt; LOQs for all analytes

All results reflect dry weight of material, based on % moisture of the sample.

All moisture and water activity analysis is determined by dewpoint measurement using an AQUALAB water activity meter.




 Luke Emerson-Mason  
 Laboratory Director  
 04/09/2025

 Confident LIMS  
 All Rights Reserved  
[coa.support@confidentlims.com](mailto:coa.support@confidentlims.com)  
 (866) 506-5866  
[www.confidentlims.com](http://www.confidentlims.com)
