

# CHICAGO ASSEMBLY PLANT LOADING REQUIREMENTS

**\*\*LOW CLEARANCE ROUTING, PLEASE BE ADVISED  
THAT 13'6" IS A REQUIREMENT FOR THE PA  
TURNPIKE. MANY DEALERS ALSO ARE SURROUNDED BY  
LOW OVERHANGING TREES, CAREFUL, SLOW AND  
PLANNED ROUTING IS CRUCIAL TO ENSURE DAMAGE  
FREE DELIVERY.\*\*\***



CHICAGO ASSEMBLY PLANT LOADING YARD

2001 E 122<sup>nd</sup> ST

CHICAGO, IL 60633

- 24/7 loading hours
- Please print out 2 copies of your yard exit sheet prior to entering the yard.
- Loading yard uses the BIRDSEYE system and does not have a guard on duty. Please flash your driver's license to the camera at the gate. A license is required to enter/exit the yard.
- Severity 2 & lower damages can be coded. Severity 3 & higher must be signed off for approval. Please find AWC personnel on the lot or call the AWC office line @ 773-646-3285 or 773-646-8056 to have someone meet you in the yard.
- Stick the VIN stickers to your yard exit sheet. You must scan each VIN at the guard shack to outgate your units and leave a copy of your yard exit sheet prior to leaving.
- Driver must flash driver's license to exit the yard.

**\*\*\*NEW DROP LOT FOR  
MUSTANGS!!!!\*\*\***

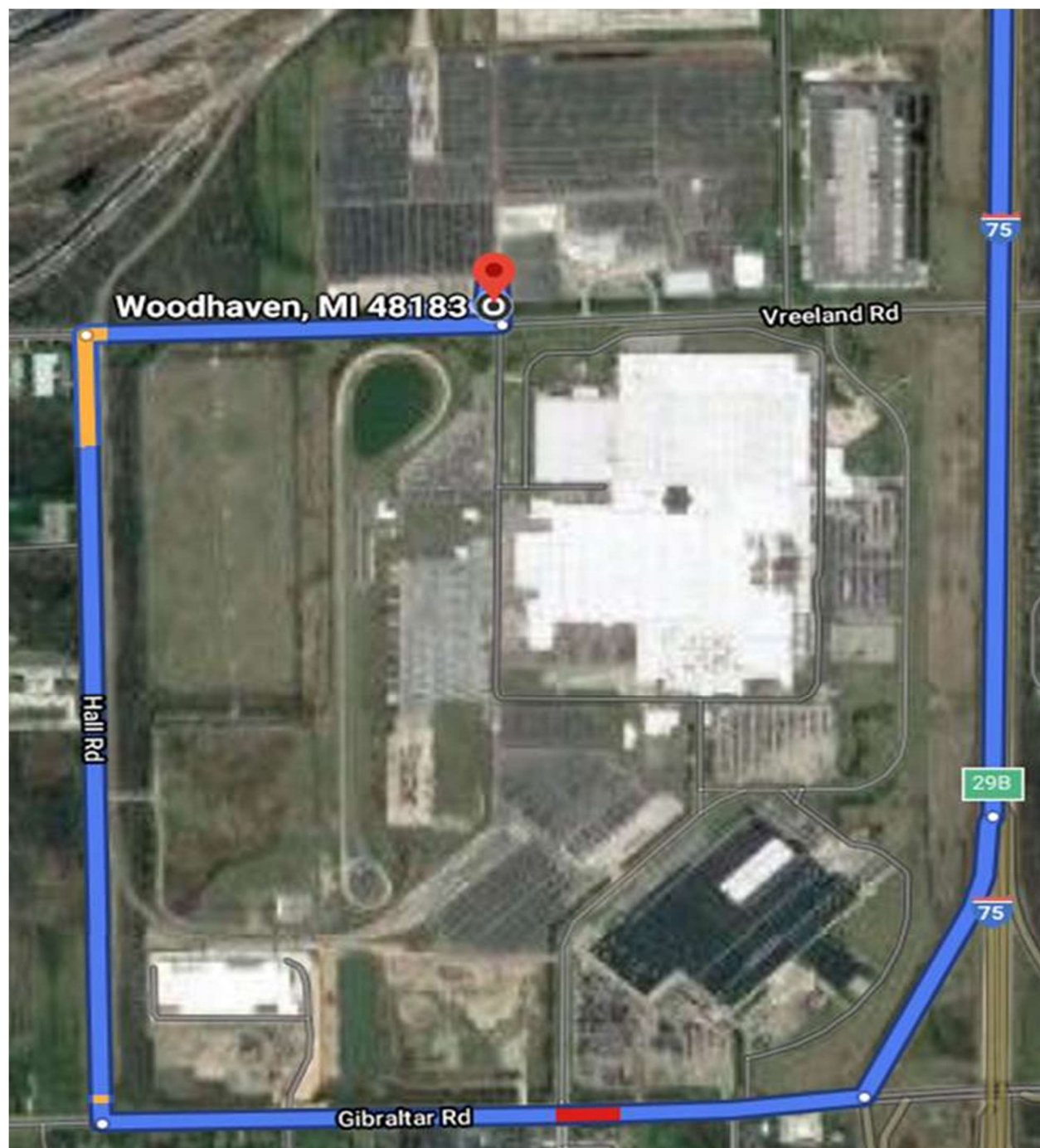
**ALL MUSTANGS MUST DELIVER TO 304  
Lot i/o 1600 Lot AT DUNDALK!**

**Flat Rock Ford Assembly PLANT (North Yard) -1 International Drive – Flat Rock, MI 48134**



**Driving Directions**

Exit I-75 at Gibraltar Rd (west) to Hall Rd (North) to Vreeland Rd (East) to Guard Shack (North)



[illegible]

- Perform thorough In-bay inspection. Do not move units with damage. Code all damages in VTAS and on yard exit sheet. TLC Yard Manager to sign off on all Severity 2 plus damages.
- Wear High Visibility/Reflective clothing at all times while on the yard.
- No Rings, Watches, Belt Buckles. Remove both gloves when in the vehicle.
- No speeding on the yard, obey all posted signs, do not exceed 10PMH.
- Report any problems, issues, missing units, etc. to [Keri@autotrans.com](mailto:Keri@autotrans.com)
- Handle with care, low clearance Spoilers.
- Must collect sticker/bay tags from each unit and attached to your trip sheet. Turn this into the guard to outgate. VINS MUST MATCH!!!!



### Load Restriction

Carhauler drivers must drive forward only when loading Manual Transmission Mustangs on the upper/top deck.




Fig .1 Forward orientation

### Precaution


Likewise, drivers should properly use the clutch when shifting gears in a Manual Transmission Mustangs, avoiding excessive clutch slippage.

**Clutch Warning:** Please advise all personnel to avoid slipping the clutch excessively when operating on any manual Mustang. Excessive slippage of the clutch may result in permanent damage to the clutch components. Make sure the transmission is in first gear before moving the vehicle forward, and make sure the transmission is in reverse before moving the vehicle backwards. Please note that the gear shift lever has a bias spring that may allow the vehicle to be shifted into third gear instead of first. Reverse is to the left of first gear and requires the driver to pull up on the lift ring for the V8, V6 and I4 Mustangs.

### **Ford Mustang – Loading Information:**

#### **Front Tie Down Slot:**

Slotted hole in side rail alongside front tire:



#### **Rear Tie Down Slot:**

Slotted hole forward of rear wheel in side of torque box:





Apply a "V-Pull" using Ford approved T-hooks.

## **Ford Mustang**

### **Warnings and Restrictions:**

All Mustangs excluding the GT350 and 350R with manual transmissions should always be driven on in the forward orientation when loading on the top deck of any carhaul rig.

Mustang convertibles should always be driven on in the forward orientation and only be transported on the TOP deck of a haulaway rig. Under no circumstances can a convertible travel on the bottom deck.

**Clutch Warning:** Please advise all personnel to avoid slipping the clutch excessively when operating on any manual Mustang. Excessive slippage of the clutch may result in permanent damage to the clutch components. Make sure the transmission is in first gear before moving the vehicle forward, and make sure the transmission is in reverse before moving the vehicle backwards. Please note that the gear shift lever has a bias spring that may allow the vehicle to be shifted into third gear instead of first. Reverse is to the left of first gear and requires the driver to pull up on the lift ring for the V8, V6 and I4 Mustangs.

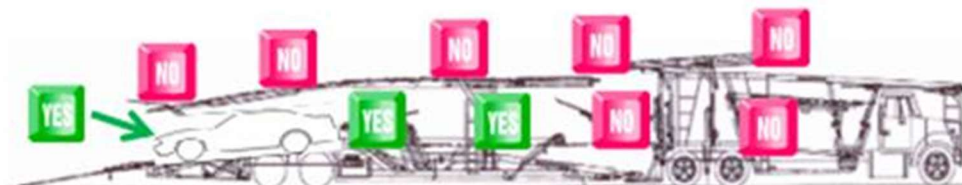
### **GT350 and 350R Special Instructions**

The GT350 and 350R have a lower front fascia, so use extra care when loading to avoid damage. Extreme caution must be exercised for both the loading and unloading process. Strict compliance to the 5 mile per hour or less rule is of the utmost importance.

The GT350 and 350R should never be part of any drive-away program. The GT350 and 350R should be transported on a wedge truck at a minimum.

GT350 and 350R can be identified by the letter "Z" in the 8<sup>th</sup> position of the VIN.

For Haulaway, Shelby GT 350 and 350R loading is restricted to only 3 positions on the BOTTOM deck in the reverse position only. No top deck loading in any direction (see illustration below).



\*Do not park any GT350 or 350R over the pivot points in these three positions

#### CARGO DELIVERY FOR WALLENIOUS WILHELMSSEN SOLUTIONS

All drivers to Dundalk Marine Terminal must have TWIC credential or be escorted by an MPA authorized Escort.

### **NO TRUCKS ALLOWED INSIDE THE FENCE**

#### **FORD CARGO DELIVERY FOR WALLENIOUS WILHELMSSEN SOLUTIONS IN DUNDALK BALTIMORE**

All drivers to Dundalk Marine Terminal must have TWIC credential or be escorted by an MPA authorized Escort.

Between the hours of 7:00am and 2:00pm

Trucks will deliver their vehicles to Lot 304 or other lots as specified.

All truck drivers to call Customer Service to notify them they are delivering - 410-563-6089 – and Customer Service will notify yard personnel to inspect the vehicles. If the vehicles are inspected, the Port Pass will be stamped.

**The Guard Shack will no longer stamp passes during these hours.**

Between 2:00pm and 7am

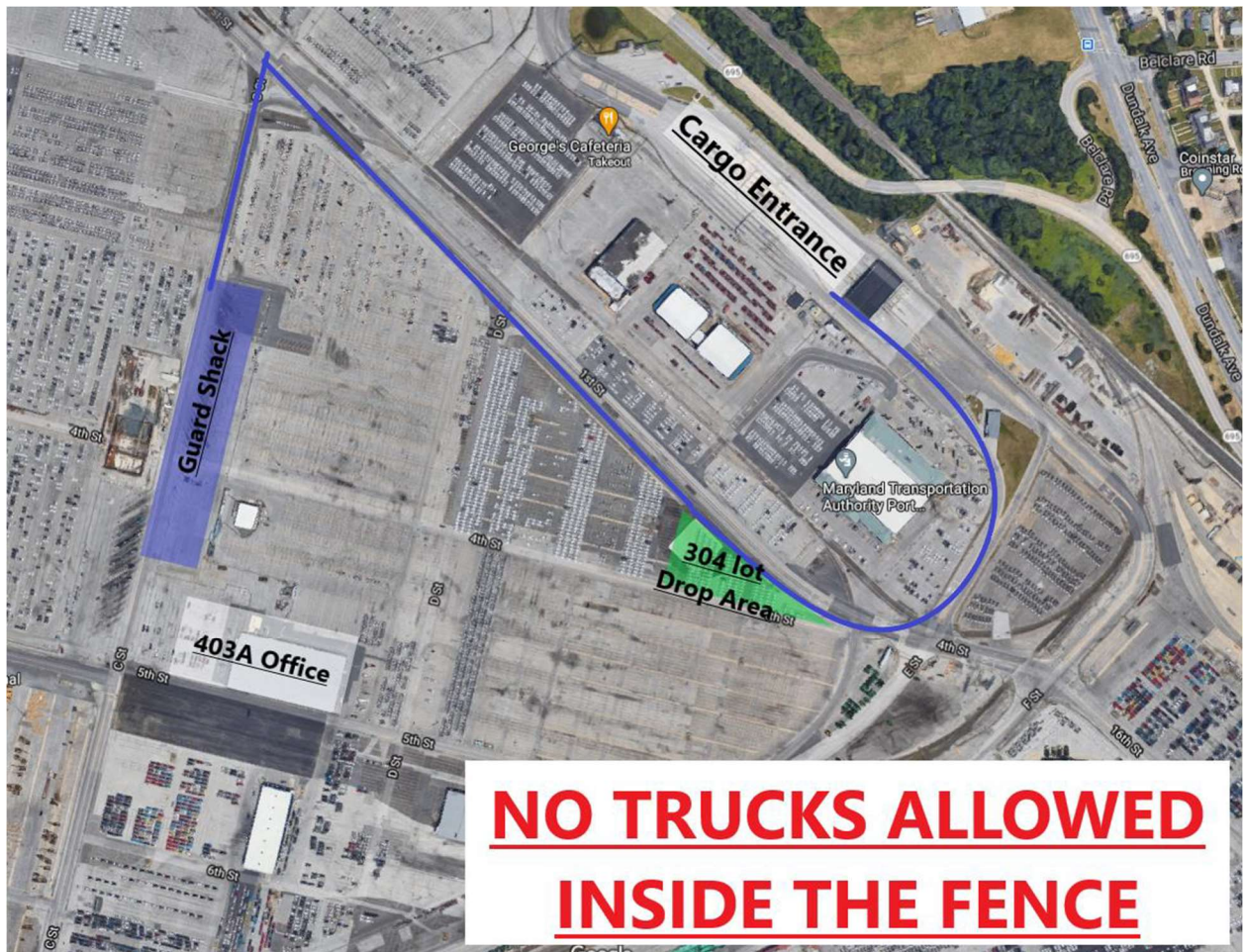
Trucks will deliver their vehicles and leave Subject to Inspection (STI) leaving a copy of the BOL in the first car.

Exit Stamps will be provided by the Guard Shack at Lot 303.

The secondary number if Customer Service is unavailable is the distribution office number 410-563-6894

### **NO TRUCKS ALLOWED INSIDE THE FENCE**





**NO TRUCKS ALLOWED INSIDE THE FENCE**

