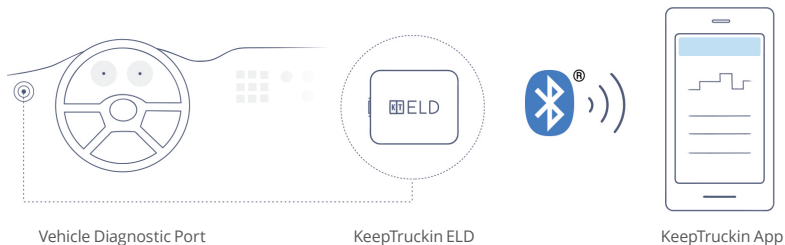


## KeepTruckin ELD

The KeepTruckin ELD plugs into the diagnostic port in a vehicle and is integrally synchronized with the engine. The ELD automatically records driving time and connects to the KeepTruckin App on the driver's mobile device via Bluetooth. Drivers are not able to edit driving time when using the KeepTruckin ELD.




The KeepTruckin ELD is compliant with Federal Motor Carrier Safety Regulation 49 CFR § 395.15 and 49 CFR § 395.20 et seq. regarding AOBRDs and ELDs.

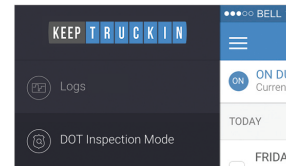


The KeepTruckin ELD is compliant with Section 83 of the Commercial Vehicle Drivers Hours of Service Regulations regarding the use of electronic recording devices.

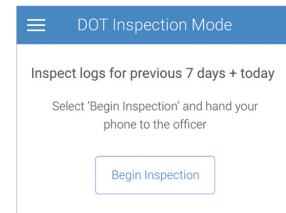
*Need help? Contact the KeepTruckin Support team at (855) 434-3564 or [support@keeptruckin.com](mailto:support@keeptruckin.com)*

## Let an officer inspect your logs

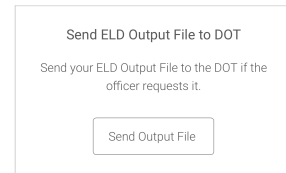
**01** Tap the  Menu icon and select **DOT Inspection Mode**.



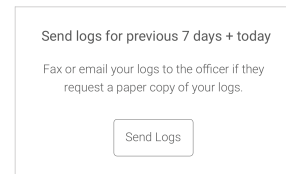
**02** To let an officer view your logs directly from your device, tap **Begin Inspection**.



**03** To send your ELD output file to the DOT via email or web service, tap **Send Output File**.

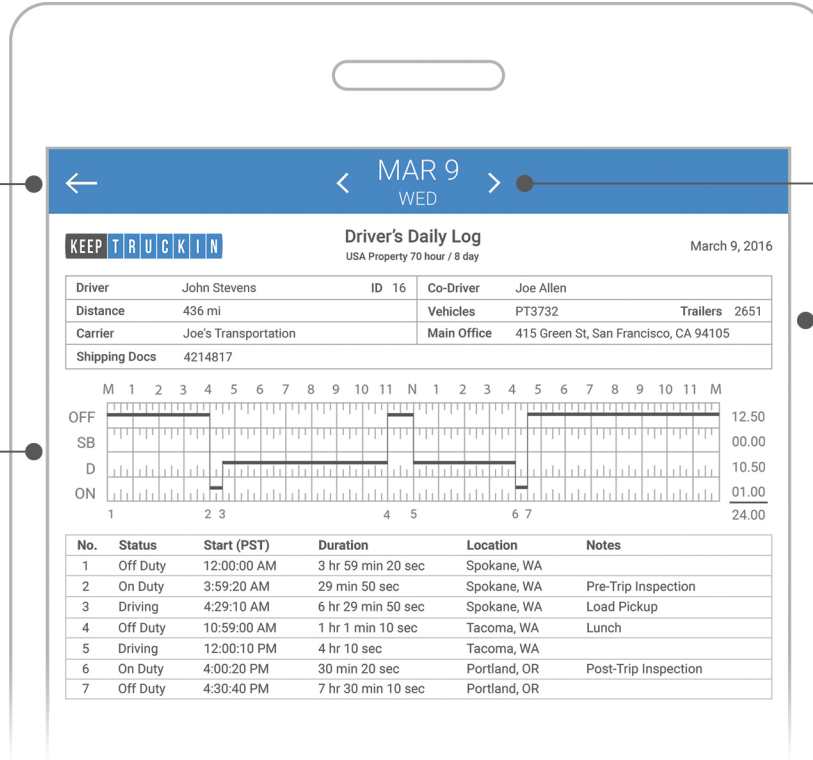


**04** To email or fax a copy of your logs to an officer, tap **Send Logs**.



# DOT Inspection Mode

Exit DOT Inspection Mode.



View the previous or next day's logs.

The Log Form contains required information about the driver, carrier, and vehicles.

The Log Graph details the driver's duty status changes for the day.

*Note: The layout for DOT Inspection Mode may change based on your fleet's compliance settings.*