

Ford Mustang

Warnings and Restrictions:

All Mustangs excluding the GT350 and 350R with manual transmissions should always be driven on in the forward orientation when loading on the top deck of any carhaul rig.

Mustang convertibles should always be driven on in the forward orientation and only be transported on the TOP deck of a haulaway rig. Under no circumstances can a convertible travel on the bottom deck.

Clutch Warning: Please advise all personnel to avoid slipping the clutch excessively when operating on any manual Mustang. Excessive slippage of the clutch may result in permanent damage to the clutch components. Make sure the transmission is in first gear before moving the vehicle forward, and make sure the transmission is in reverse before moving the vehicle backwards. Please note that the gear shift lever has a bias spring that may allow the vehicle to be shifted into third gear instead of first. Reverse is to the left of first gear and requires the driver to pull up on the lift ring for the V8, V6 and I4 Mustangs.

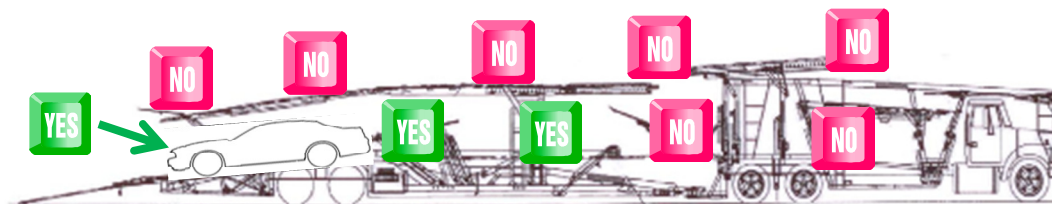
GT350 and 350R Special Instructions

The GT350 and 350R have a lower front fascia, so use extra care when loading to avoid damage. Extreme caution must be exercised for both the loading and unloading process. Strict compliance to the 5 mile per hour or less rule is of the utmost importance.

The GT350 and 350R should never be part of any drive-away program. The GT350 and 350R should be transported on a wedge truck at a minimum.

GT350 and 350R can be identified by the letter "Z" in the 8th position of the VIN.

For Haulaway, Shelby GT 350 and 350R loading is restricted to only 3 positions on the BOTTOM deck in the reverse position only. No top deck loading in any direction (see illustration below).




*Do not park any GT350 or 350R over the pivot points in these three positions

For Rail, loading the Shelby GT 350 and 350R is restricted to the "B" and the "C" decks only. No loading allowed on "A" deck. In addition, the unit should not be loaded on grate chock railcars.

Ford Mustang – Loading Information:

Front Tie Down Slot:

Slotted hole in side rail alongside front tire:



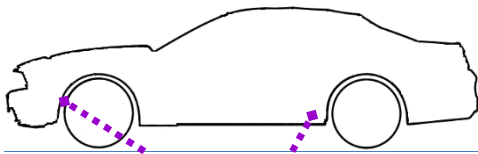
V-Pull only

Rear Tie Down Slot:

Slotted hole forward of rear wheel in side of torque box:



V-Pull Only



Apply a "V-Pull" using Ford approved T-hooks.



GT350 and 350R
should never be
loaded on the A-deck

For Rail, there are no load position restrictions with the exception of the GT350 and 350R on the A-deck.
