




XXXT & XXX REAR Aluminum Bulkhead KIT For Mounting Factory Works XXXT Rear Shock Tower PT# 2160



Factory WORKS XXXT Aluminum rear bulkhead mounts to the Chassis in the stock position and using the stock screws as the stock molded shock tower. Our oval tower PT#'s 2192 mounts to the front of the bulkhead, and the supplied screws and Aluminum nylocks are for mounting the tranny brace to the shock tower. Assemble the tower and tranny brace then mount tower to bulkhead, LASTLY MOUNT BULKHEAD TO CHASSIS. Use the stock screw to secure tranny brace to tranny - BE SURE NOT TO OVER TIGHTEN SCREWS INTO MOTOR PLATE!

REVISED 8/10/04