

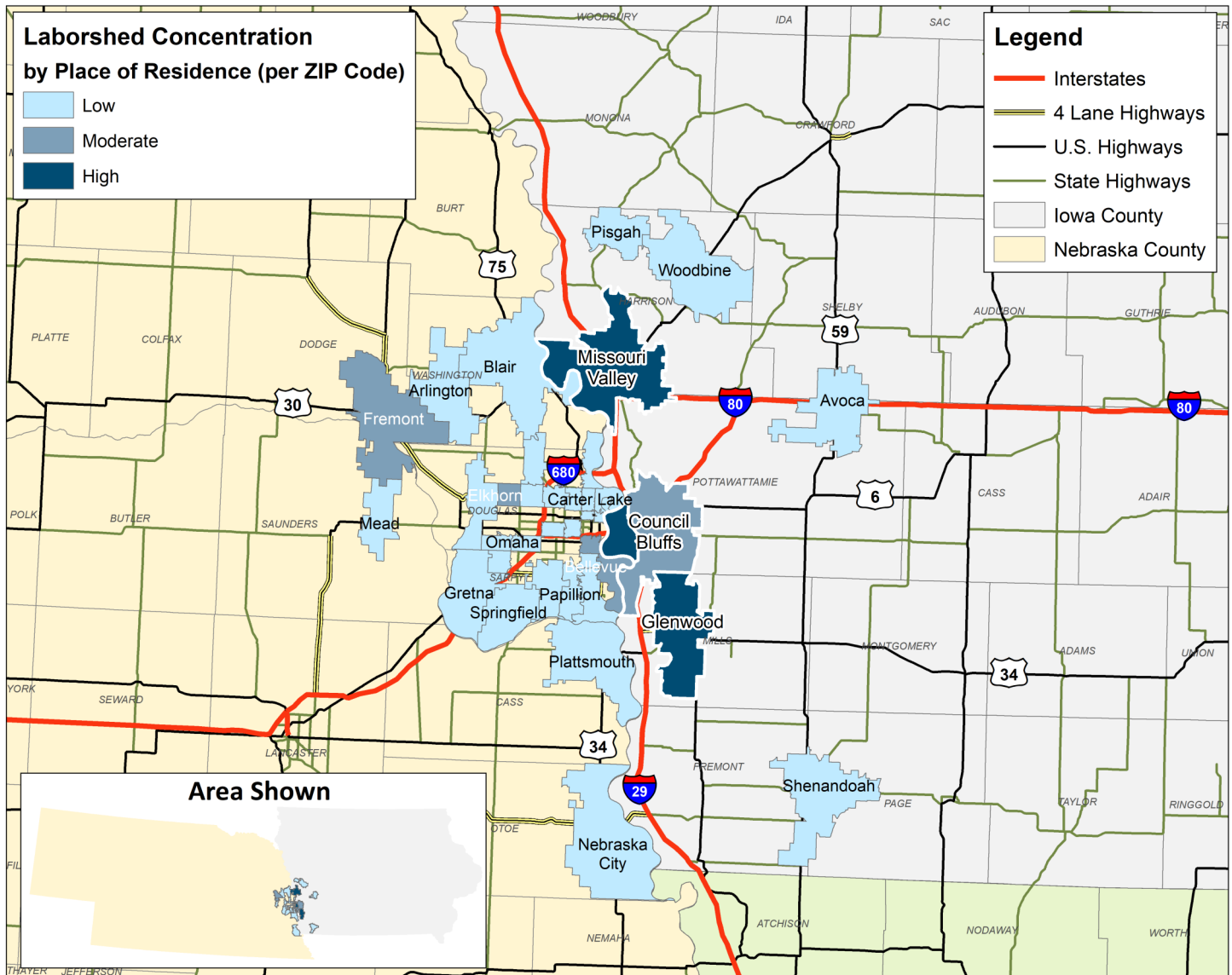
# LABOR CHARACTERISTICS

## WAREHOUSE & DISTRIBUTION

### GREATER COUNCIL BLUFFS REGION



CONCENTRATION OF RESPONDENTS WITHIN THE LABORSHED AREA  
WITH TRANSFERABLE EXPERIENCE/SKILLS BY PLACE OF RESIDENCE



Workers who have transferable experience/skills in the industry are currently commuting an average of 17 miles one way for work. Those who are likely to change/accept employment are willing to commute an average of 30 miles one way for the right employment opportunity.

FOR MORE INFORMATION REGARDING THE GREATER COUNCIL BLUFFS REGIONAL LABORSHED, CONTACT:

Mills County Economic Development Foundation  
403 Railroad Avenue  
Glenwood, IA 51534

Phone: (402) 216-3963 | E-mail: [arainbolt@millscountyiowa.com](mailto:arainbolt@millscountyiowa.com)  
[www.millscountyiowa.com](http://www.millscountyiowa.com)



# LABOR CHARACTERISTICS



## WAREHOUSE & DISTRIBUTION

### ESTIMATED AVAILABLE LABOR PER OCCUPATIONAL CATEGORY:

- Automotive Body and Related Repairers - 2%
- Automotive Service Technicians and Mechanics - 7.1%
- Dispatchers, Except Police, Fire, and Ambulance - 4%
- Electrical & Electronics Installers & Repairers, Transport Equipment - 1%
- First-Line Supervisors of Mechanics, Installers, and Repairers - 6.1%
- First-Line Supervisors of Production and Operating Workers - 4%
- Heavy and Tractor-Trailer Truck Drivers - 28.3%
- Industrial Machinery Mechanics - 3%
- Industrial Truck and Tractor Operators - 4%
- Installation, Maintenance, and Repair Workers, All Other - 10.1%
- Laborers and Freight, Stock, and Material Movers, Hand - 7.1%
- Light Truck or Delivery Services Drivers - 2%
- Packers and Packagers, Hand - 2%
- Production Workers, All Other - 3%
- Production, Planning, and Expediting Clerks - 2%
- Railroad Conductors and Yardmasters - 2%
- Shipping, Receiving, and Traffic Clerks - 4%
- Team Assemblers - 2%
- Transportation, Storage, and Distribution Managers - 6.1%


### UNDEREMPLOYMENT (ESTIMATED):

- Low hours - 0.0%
- Low income - 0.0%
- Mismatch of skills - 4.0%
- Total - 4.0%

(Individuals counted only once when estimating Total Underemployment.)



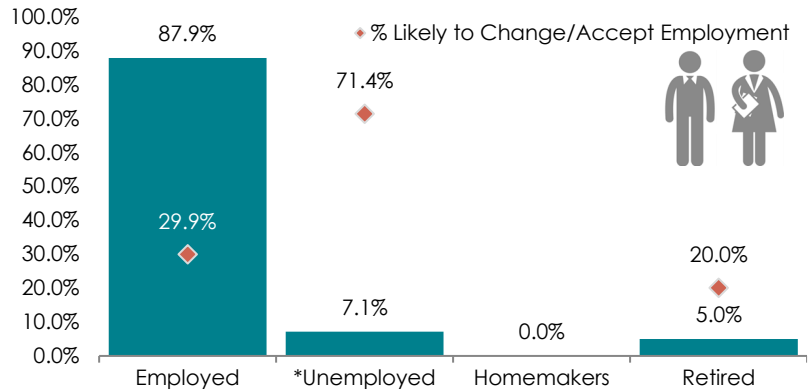
### CURRENT BENEFITS:



### DESIRED BENEFITS:



### ESTIMATED TOTAL BY EMPLOYMENT STATUS (PERCENTAGE):



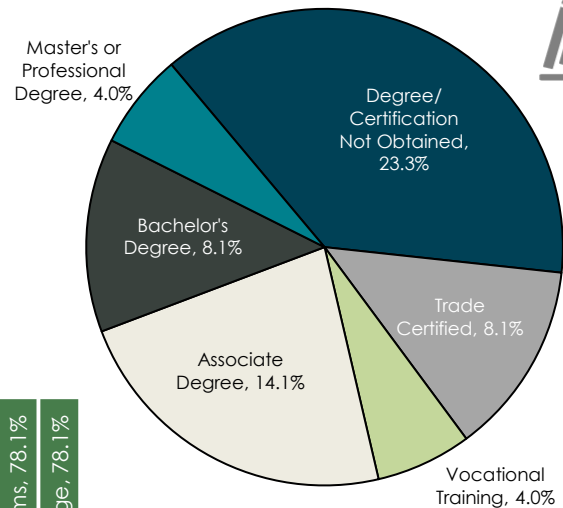
\*Employment status is self-identified by the survey respondent. The unemployment percentage does not reflect the unemployment rate published by the U.S. Bureau of Labor Statistics, which applies a stricter definition.

### EMPLOYMENT STATS:

- 57.6% paid an hourly wage
- 92.9% are/were employed full-time
- 7.1% are/were employed part-time
- 14.9% are/were self-employed
- 24.1% hold two or more jobs
- Currently working an average of 49 hours/week

### EDUCATIONAL LEVEL:

(61.6% HAVE AN EDUCATION BEYOND HIGH SCHOOL)



### TOP JOB SEARCH RESOURCES:

(For those seeking employment opportunities, by use.)

- Internet - 77.6%
  - [www.indeed.com](http://www.indeed.com)
  - [www.linkedin.com](http://www.linkedin.com)
- Networking through friends, family or acquaintances - 41.8%
- IowaWORKS Centers - 14.3%
- Private Employment Services - 13.3%



# LABOR CHARACTERISTICS



## WAREHOUSE & DISTRIBUTION

OCCUPATION	OCCUPATIONAL CODE	MEAN WAGE	ENTRY WAGE	EXPERIENCED WAGE	MEDIAN WAGE	MEAN ANNUAL SALARY
Aircraft Mechanics and Service Technicians	49-3011	\$26.71	\$17.16	\$31.49	\$27.21	\$55,556
Automotive Body and Related Repairers	49-3021	\$24.90	\$17.90	\$28.40	\$23.99	\$51,789
Automotive Service Technicians and Mechanics	49-3023	\$22.36	\$15.01	\$26.03	\$21.38	\$46,508
Bus and Truck Mechanics and Diesel Engine Specialists	49-3031	\$24.16	\$17.17	\$27.65	\$23.73	\$50,249
Captains, Mates, and Pilots of Water Vessels	53-5021	\$44.38	\$28.69	\$52.23	\$39.58	\$92,319
Cargo and Freight Agents	43-5011	\$24.64	\$18.78	\$27.57	\$22.83	\$51,249
Cleaners of Vehicles and Equipment	53-7061	\$16.02	\$11.39	\$18.33	\$14.10	\$33,314
Conveyor Operators and Tenders	53-7011	\$18.56	\$14.88	\$20.40	\$18.12	\$38,602
Dispatchers, Except Police, Fire, and Ambulance	43-5032	\$25.63	\$16.24	\$30.33	\$23.36	\$53,313
Electrical and Electronics Installers and Repairers, Transportation Equipment	49-2093	\$33.78	\$27.76	\$36.78	\$34.79	\$70,255
First-Line Supervisors of Mechanics, Installers, and Repairers	49-1011	\$34.43	\$22.27	\$40.51	\$34.47	\$71,619
First-Line Supervisors of Production and Operating Workers	51-1011	\$31.39	\$22.54	\$35.82	\$30.48	\$65,290
Heavy and Tractor-Trailer Truck Drivers	53-3032	\$24.62	\$17.01	\$28.42	\$23.04	\$51,201
Helpers--Installation, Maintenance, and Repair Workers	49-9098	\$19.49	\$11.87	\$23.30	\$17.67	\$40,534
Helpers--Production Workers	51-9198	\$18.98	\$16.45	\$20.25	\$17.90	\$39,486
Industrial Machinery Mechanics	49-9041	\$27.40	\$21.23	\$30.49	\$28.37	\$56,997
Industrial Truck and Tractor Operators	53-7051	\$20.04	\$17.44	\$21.34	\$18.85	\$41,687
Inspectors, Testers, Sorters, Samplers, and Weighers	51-9061	\$21.85	\$17.87	\$23.84	\$20.77	\$45,452
Installation, Maintenance, and Repair Workers, All Other	49-9099	\$21.57	\$15.83	\$24.45	\$22.91	\$44,871
Laborers and Freight, Stock, and Material Movers, Hand	53-7062	\$18.15	\$13.88	\$20.29	\$18.20	\$37,761
Light Truck or Delivery Services Drivers	53-3033	\$20.69	\$12.62	\$24.72	\$18.18	\$43,027
Locomotive Engineers	53-4011	N.A.	N.A.	N.A.	N.A.	N.A.
Logisticians	13-1081	\$30.91	\$21.47	\$35.63	\$30.34	\$64,288
Machine Feeders and Offbearers	53-7063	\$18.61	\$15.64	\$20.09	\$18.45	\$38,699
Maintenance and Repair Workers, General	49-9071	\$22.36	\$15.59	\$25.75	\$22.40	\$46,513
Motor Vehicle Operators, All Other	53-3099	\$19.87	\$11.89	\$23.86	\$21.44	\$41,328
Packers and Packagers, Hand	53-7064	\$17.72	\$15.31	\$18.92	\$17.91	\$36,849
Production Workers, All Other	51-9199	\$17.91	\$12.98	\$20.38	\$18.35	\$37,263
Production, Planning, and Expediting Clerks	43-5061	\$26.28	\$18.44	\$30.20	\$24.68	\$54,669
Railroad Conductors and Yardmasters	53-4031	N.A.	N.A.	N.A.	N.A.	N.A.
Sailors and Marine Oilers	53-5011	\$19.54	\$14.89	\$21.87	\$18.45	\$40,652
Shipping, Receiving, and Traffic Clerks	43-5071	\$19.52	\$14.26	\$22.15	\$18.75	\$40,599
Transportation Inspectors	53-6051	\$47.05	\$35.03	\$53.06	\$46.73	\$97,869
Transportation Workers, All Other	53-6099	N.A.	N.A.	N.A.	N.A.	N.A.
Transportation, Storage, and Distribution Managers	11-3071	\$41.77	\$26.14	\$49.59	\$39.12	\$86,892
Weighers, Measurers, Checkers, and Samplers, Recordkeeping	43-5111	\$19.58	\$16.96	\$20.89	\$18.48	\$40,723

The 2023 Iowa Wage data for the Greater Council Bluffs Laborshed area was produced by the Labor Force & Occupational Analysis Bureau to provide communities local information on wages by occupation. The source of the wage and employment data is based on the Short Term (2022-2024) Western Iowa LWDA OEWS estimates. Additional occupational wage and employment data can be found at <https://workforce.iowa.gov/laborshed>.

Balance of data compiled by Iowa Workforce Development using Laborshed data released in 2024.