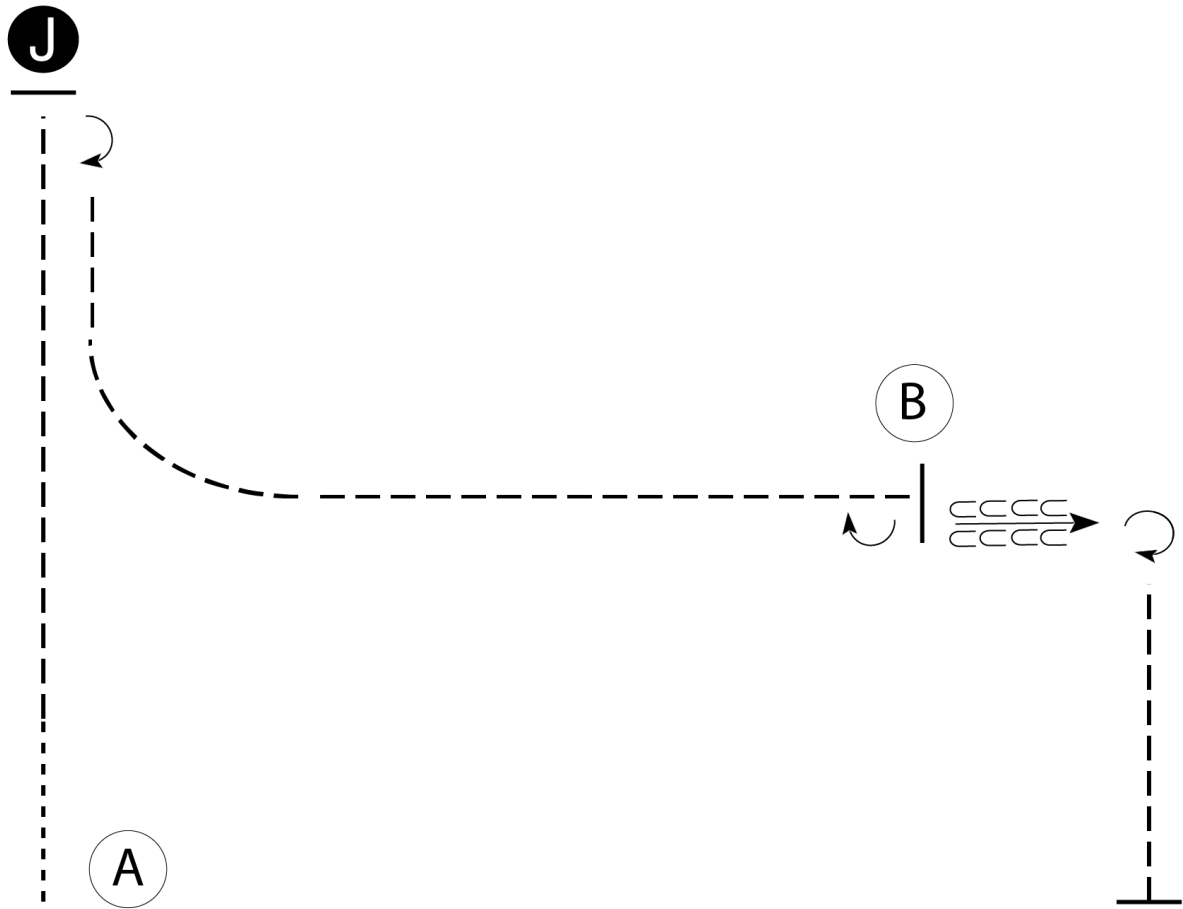


RHSC

English Showmanship

Show Date: 03-15-2025



Be ready at A.

1. Walk two horse lengths then trot to the Judge, and stop.
2. Set up for inspection.
3. Perform a 180 degree turn.
4. Trot an arc to B and stop with your horse's shoulder at B.
5. Perform a 180 degree turn and back until you pass B.
6. Perform a 270 degree turn, trot until even with A, then stop.
7. Pattern is complete. Exit at the trot.

Walk	-----
Trot	- - - - -
Back	← ⊃ ⊃ ⊃ ⊃
Marker	⊙ B
Judge	⊙ J

[S/2-97]

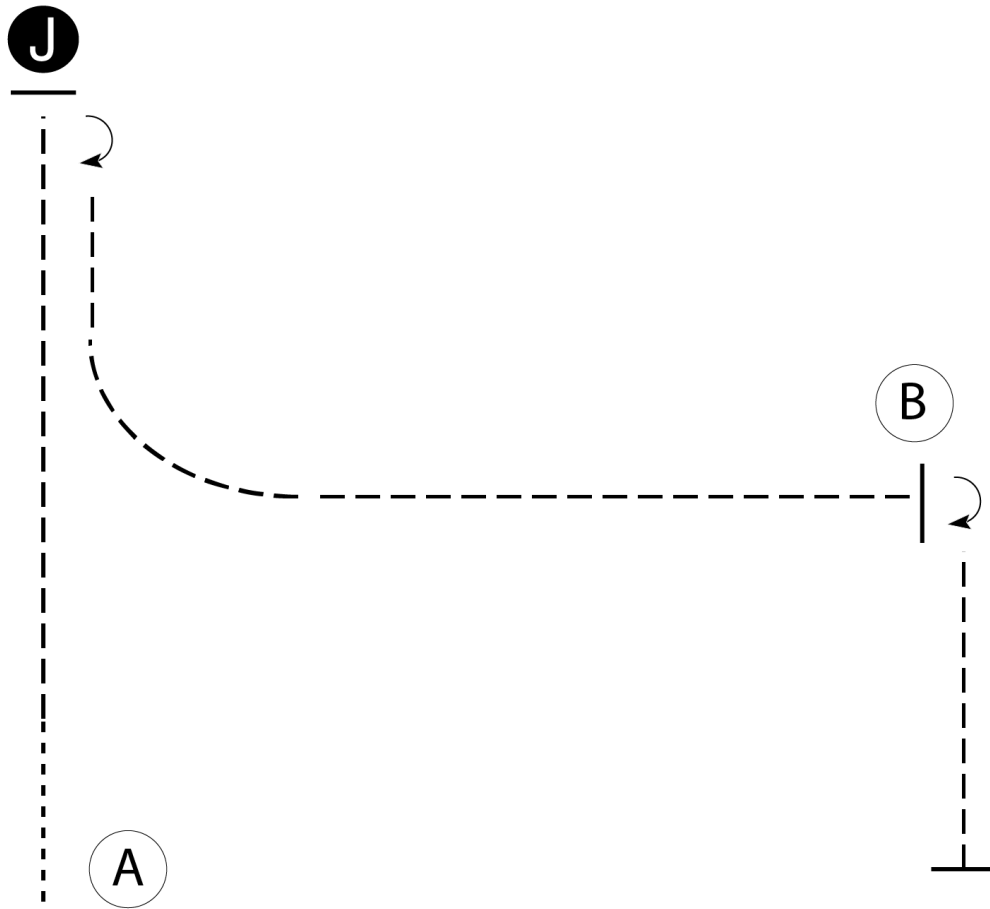
Pattern Provided by:

Your Judges

RHSC

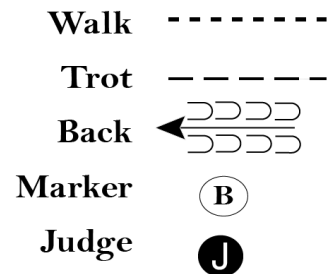
English Showmanship (Novice and Beginner)

Show Date: 03-15-2025



Be ready at A.

1. Walk two horse lengths then trot to the Judge, and stop.
2. Set up for inspection.
3. Perform a 180 degree turn.
4. Trot an arc to B and stop with your horse's shoulder at B.
5. Perform a 90 degree turn, trot until even with A, then stop.
6. Pattern is complete. Exit at the trot.



[S/1-97]

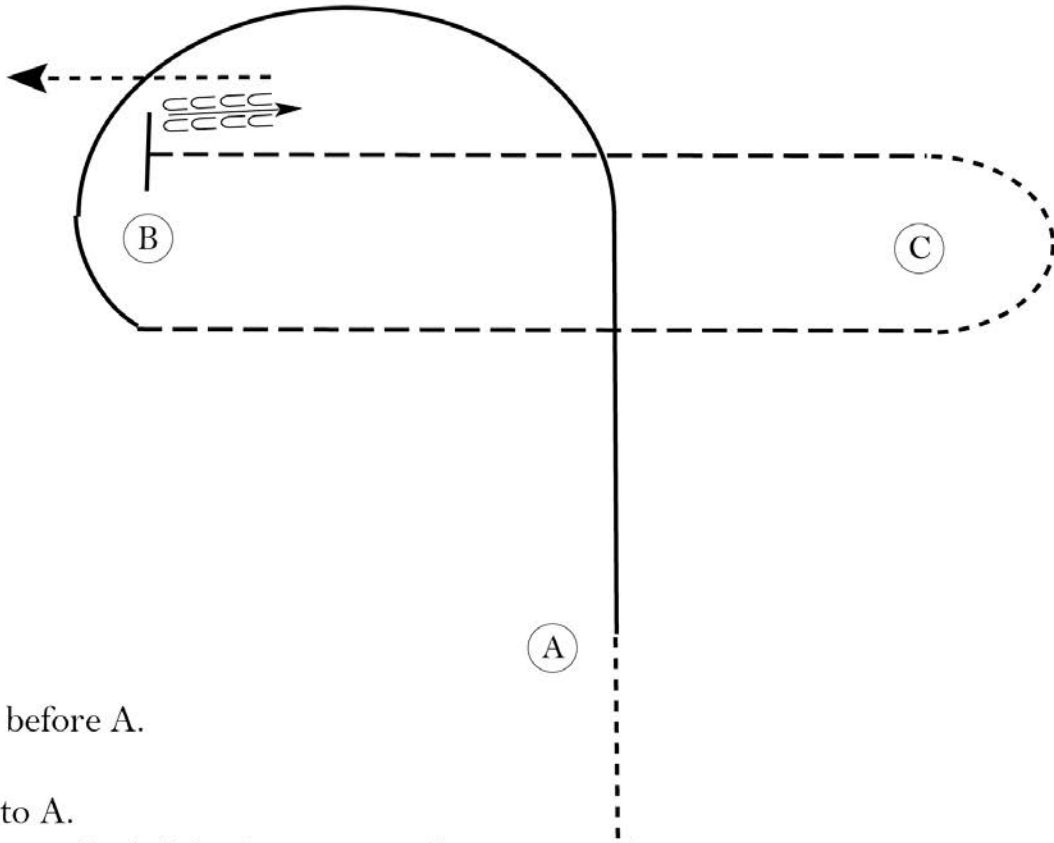
Pattern Provided by:

Your Judges

RHSC

Hunt Seat Equitation (23, 27)

Show Date: 03-15-2025



Be ready before A.

1. Walk to A.
2. Canter on the left lead to center of pattern and in a half circle around B.
3. Trot on the right diagonal from B to C.
4. Walk around C.
5. Trot on the left diagonal to B.
6. Halt at B and back approximately one horse length. Walk straight away.

Follow the instructions of your ring steward.

Walk	-----
Trot	- - - - -
Extended Trot	— — — — —
Canter	—————
Leg Yield	
Lead Change	— / —
Back	← ← ← ← ←
Marker	(B)
Sidepass	← ← ← ← ←
Hand Gallop	— — — — —

[HSE/1-60]

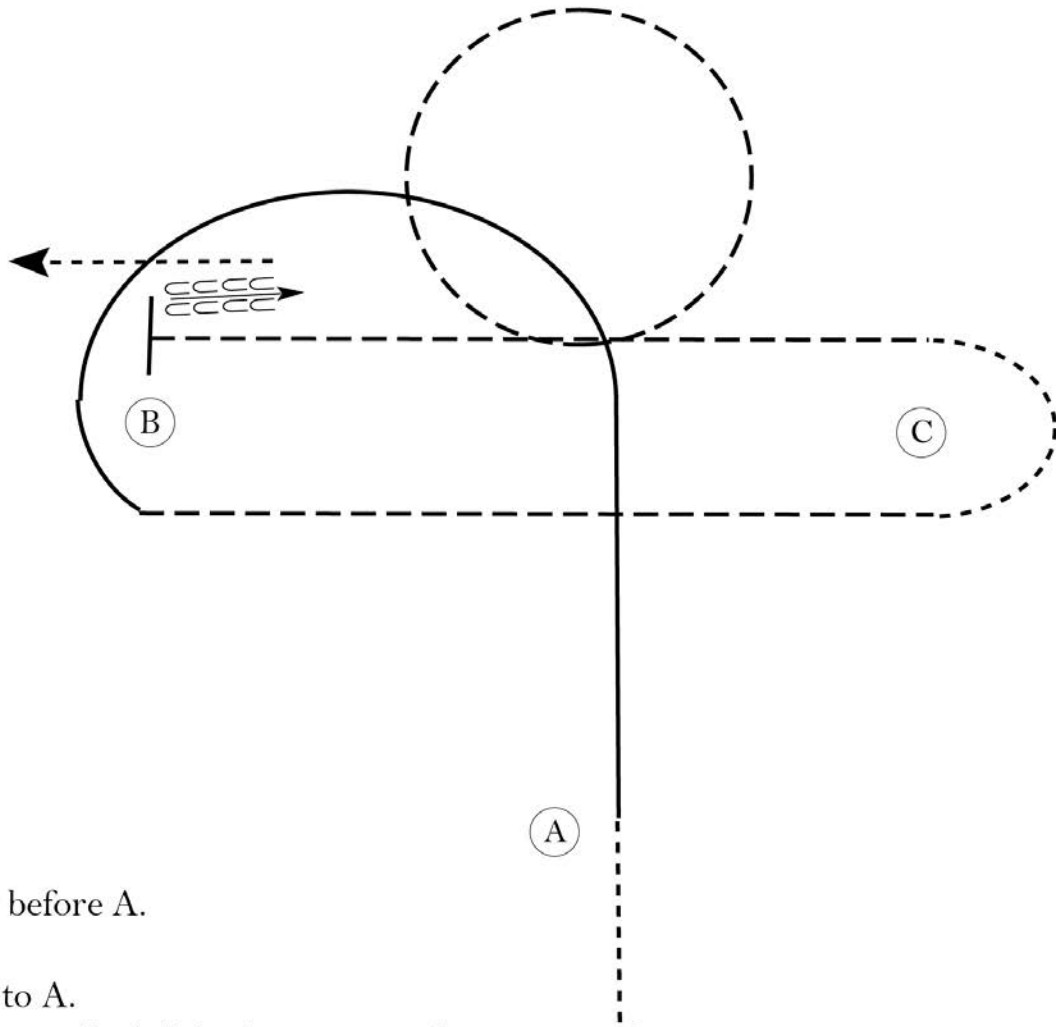
Pattern Provided by:

Your Judges

RHSC

Hunt Seat Equitation (24, 25, 26)

Show Date: 03-15-2025



Be ready before A.

1. Walk to A.
2. Canter on the left lead to center of pattern and in a half circle around B.
3. Trot on the right diagonal from B to C.
4. Walk around C.
5. Trot on the left diagonal halfway to B.
6. Continue to trot a circle to the right.
7. Sitting trot until even with B.
8. Halt at B and back approximately one horse length. Walk straight away.

Follow the instructions of your ring steward.

Walk	-----
Trot	- - - - -
Extended Trot	-----
Canter	=====
Leg Yield	
Lead Change	↙ ↘
Back	← ← ← ← ←
Marker	(B)
Sidepass	← ← ← ← ←
Hand Gallop	-----

[HSE/2-60]

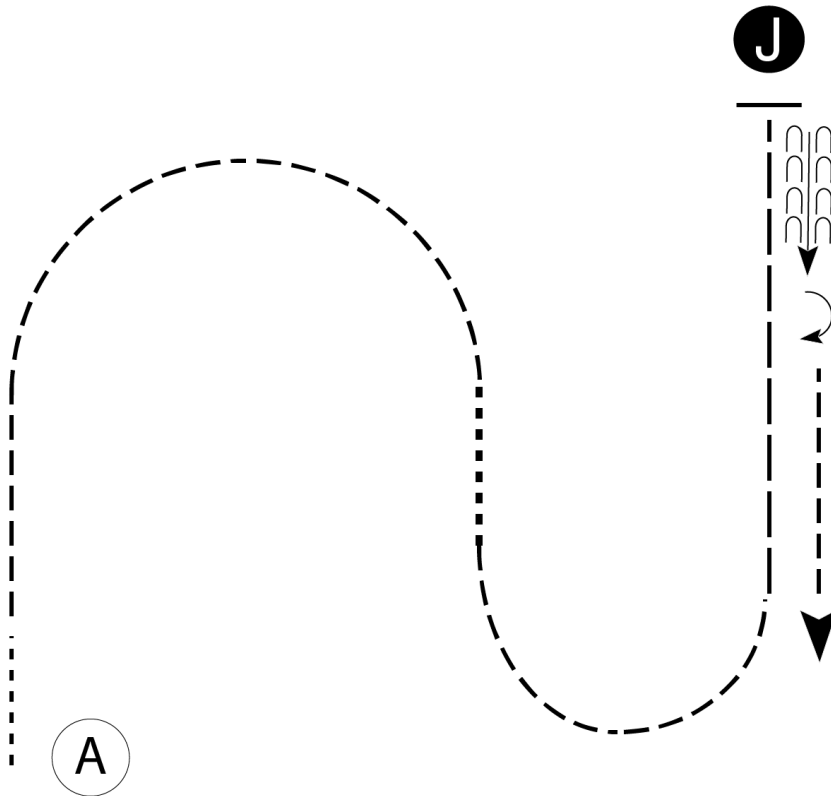
Pattern Provided by:

Your Judges

RHSC

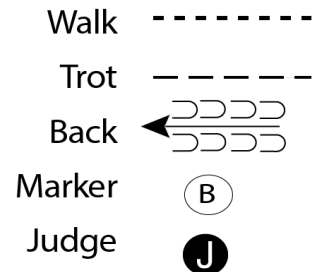
Western Showmanship (40, 44, 45)

Show Date: 03-15-2025



Be ready at A.

1. Walk FORWARD two horse lengths then trot.
2. Trot half circle.
3. Walk FORWARD one horse length.
4. Trot in a half circle.
5. Extended trot to Judge and stop.
6. Set up.
7. Inspection.
8. When dismissed, back approximately two horse lengths.
9. Perform a 180 degree turn and trot to exit.



[S/1-122]

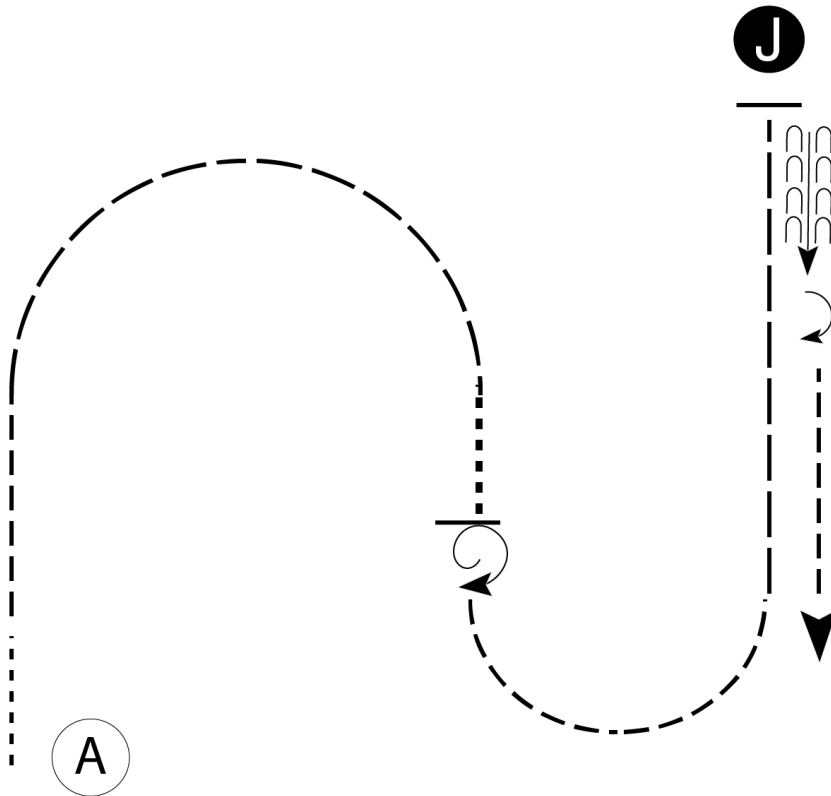
Pattern Provided by:

Your Judges

RHSC

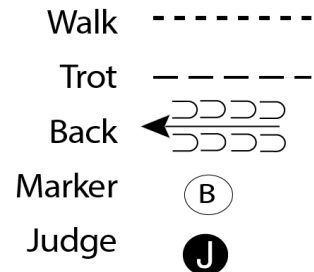
Western Showmanship (41, 42, 43)

Show Date: 03-15-2025



Be ready at A.

1. Walk FORWARD two horse lengths then trot.
2. Extended trot half circle.
3. Walk FORWARD one horse length.
4. Stop and perform a full turn.
5. Trot in a half circle.
6. Extended trot to Judge and stop.
7. Set up.
8. Inspection.
9. When dismissed, back approximately two horse lengths.
10. Perform a 180 degree turn and trot to exit.



[S/3-122]

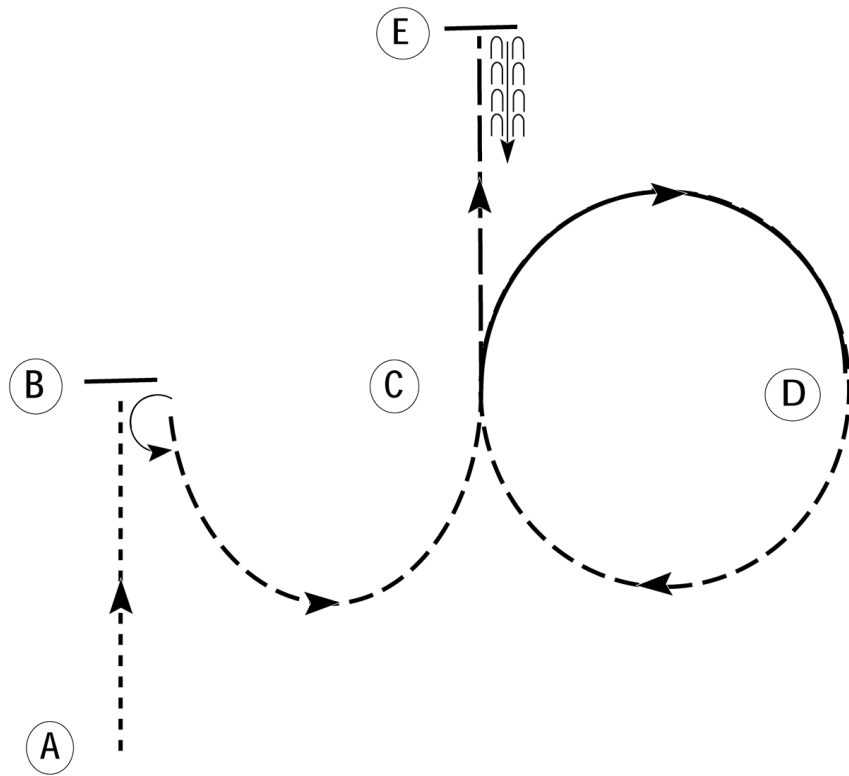
Pattern Provided by:

Your Judges

RHSC

Western Horsemanship (68, 72)

Show Date: 03-15-2025



Be ready at A.

1. Walk to B.
2. Stop at B and turn 180 degrees to the left.
3. Jog to C.
4. Lope on the right lead to D.
5. Jog to C.
6. Extend the jog to E.
7. Stop and back approximately one horse length.

Follow the instructions of your ring steward.

Walk	-----
Jog	- - - - -
Extended Jog	- - - - -
Lope	—————
Leg Yield	
Lead Change	— / —
Back	← ← ← ← ←
Marker	Ⓚ
Sidepass	← ← ← ← ←

[WH/1-61]

Pattern Provided by:

Your Judges

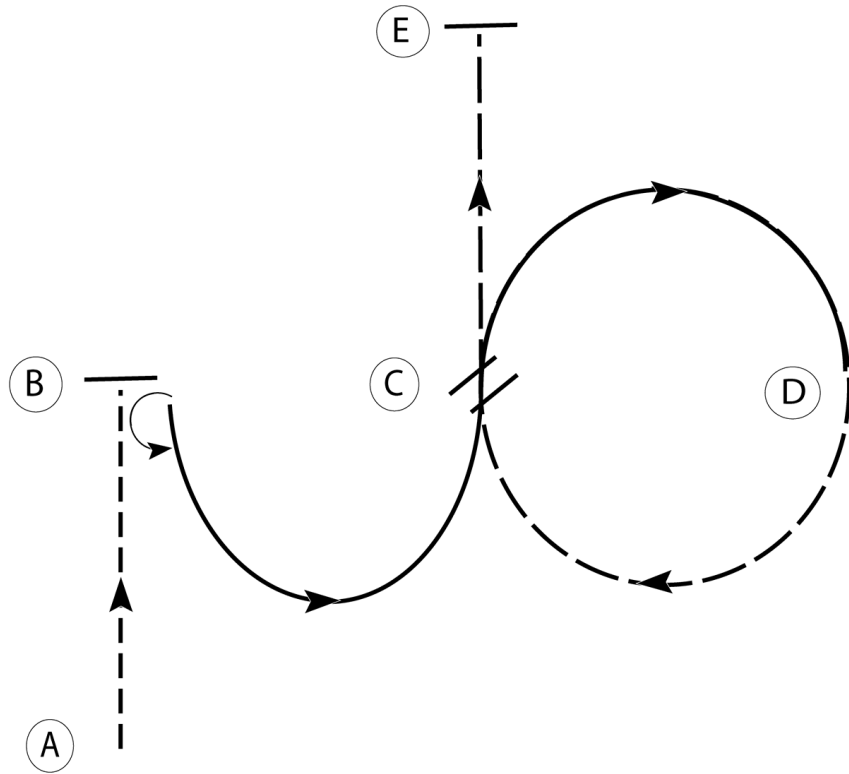
RHSC

Western Horsemanship (69, 70, 71)

Show Date: 03-15-2025

w w w . H o r s e S h o w P a t t e r n s . c o m

w w w . H o r s e S h o w P a t t e r n s . c o m



1. Jog A to B
2. At B, stop and turn 180 degrees to the left
3. Lope on the left lead to C
4. Change leads at C
5. Lope on the right lead to D
6. At D, extend the jog in a half circle to C and continue to E
7. Stop at E

Walk	-----
Jog	- - - - -
Extended Jog	- - - - -
Lope	—————
Leg Yield	
Lead Change	///
Back	←←←←← ←←←←←
Marker	Ⓟ
Sidepass	←-----→

[WH/2-61]

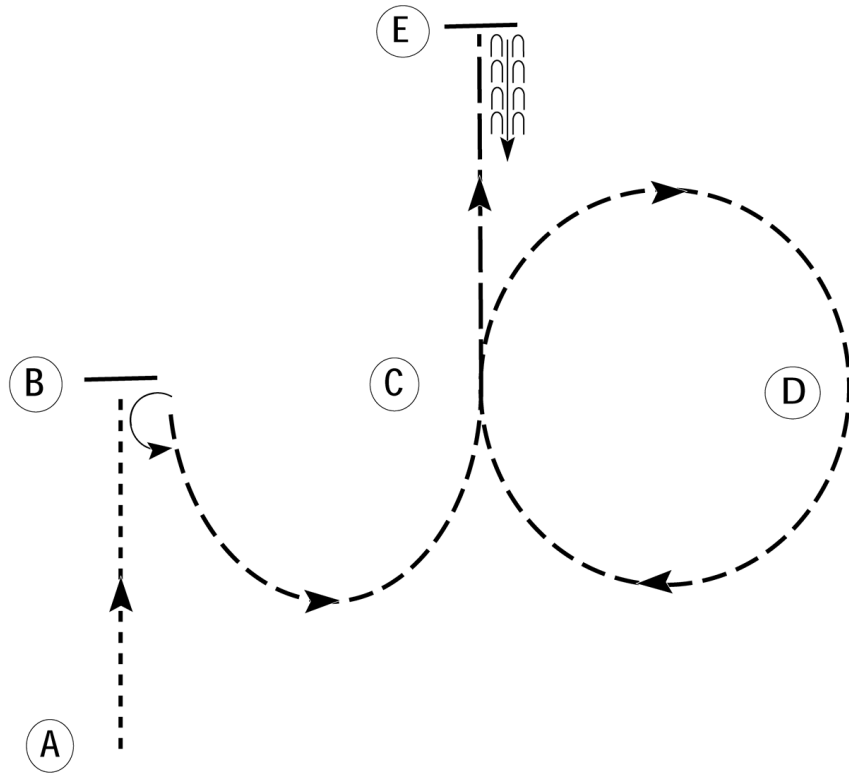
Pattern Provided by:

Your Judges

RHSC

Western Horsemanship (73 Walk/Jog)

Show Date: 03-15-2025



Be ready at A.

1. Walk to B.
2. Stop at B and turn 180 degrees to the left.
3. Jog to C.
4. Jog a circle to the right.
5. Extend the jog to E.
6. Stop at E and back approximately one horse length.

Follow the instructions of your ring steward.

Walk	-----
Jog	- - - - -
Extended Jog	- - - - -
Lope	—————
Leg Yield	
Lead Change	— / —
Back	← — — — — — — — — —
Marker	Ⓚ
Sidepass	← — — — — →

[WH/WT-61]

Pattern Provided by:

Your Judges

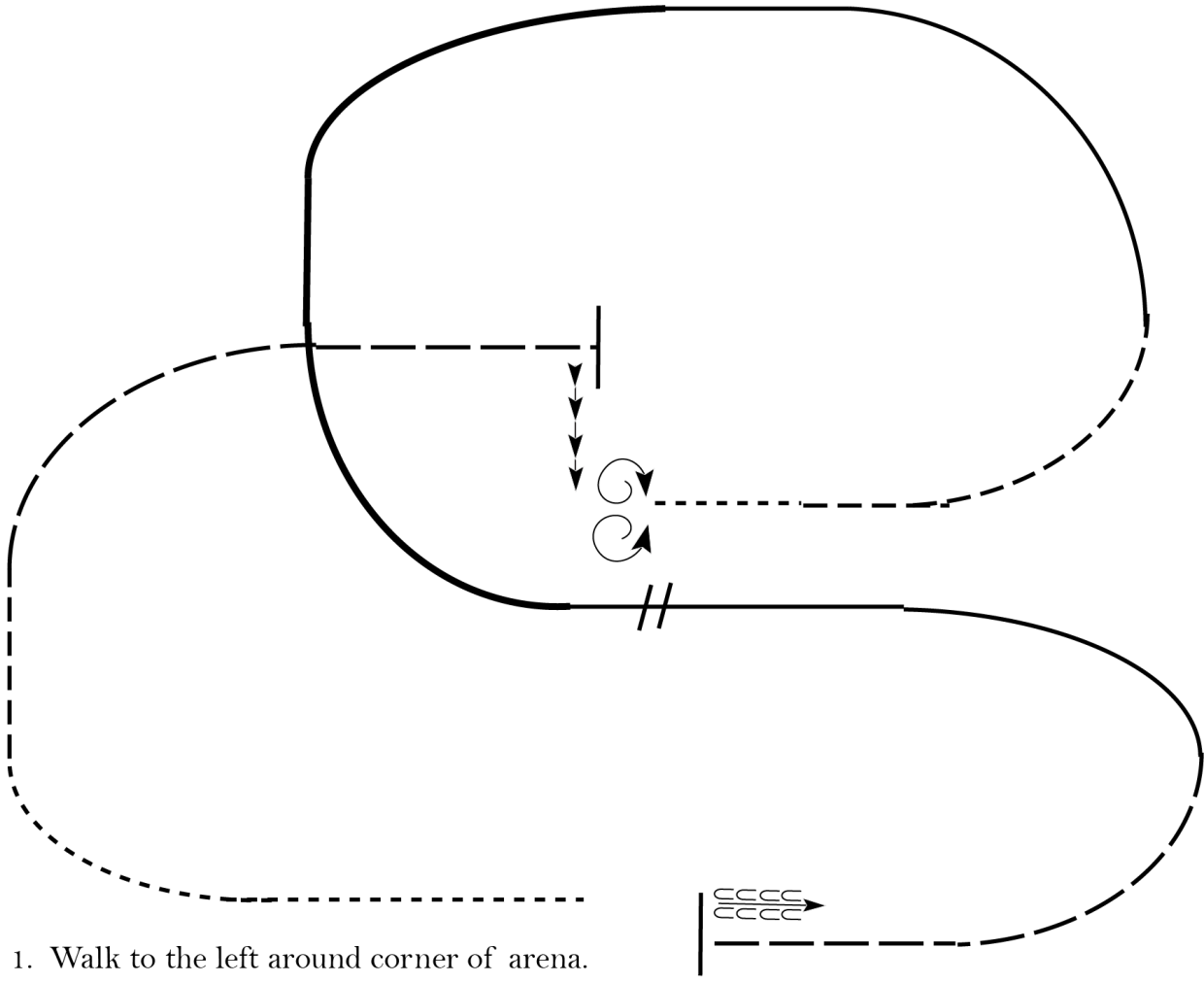
RHSC

Ranch Riding (74)

Show Date: 03-15-2025

www.HorseShowPatterns.com

www.HorseShowPatterns.com



1. Walk to the left around corner of arena.
2. Trot
3. Extend alongside of the arena and around the corner to center.
4. Stop, side pass right
5. 360 degree turn each direction (either way 1st)
6. Walk.
7. Trot.
8. Lope left lead
9. Extend the lope
10. Change leads (simple or flying)
11. Collect to the lope
12. Extend trot
13. Stop and back

Walk
Jog	-----
Extended Jog	-----
Lope	—————
Lead Change	———/———
Back	←——— ←———
Marker	ⓑ

[RR/3]

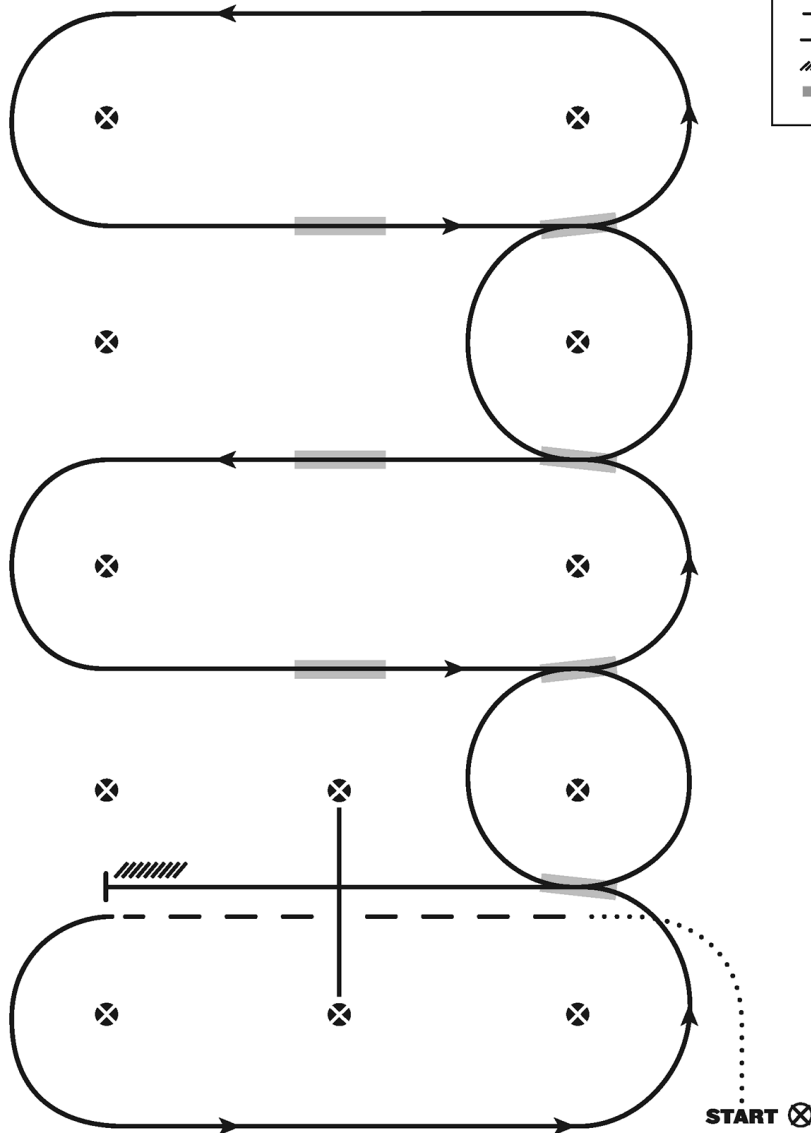
Pattern Provided by:
Your Judges

RHSC

Western Riding

Show Date: 03-15-2025

WESTERN RIDING - PATTERN 9



LEGEND

- Walk
- - - - - Jog
- Lope
- /////// Back
- Lead Changing Area

1. Walk at least 15 feet from start cone to the first marker, as drawn, transition to jog, jog over log.
2. Transition to the lope left lead
3. First line change
4. Second line change
5. Third line change
6. Fourth line change
7. First crossing change
8. Second crossing change
9. Third crossing change
10. Lope over log
11. Lope, stop & back

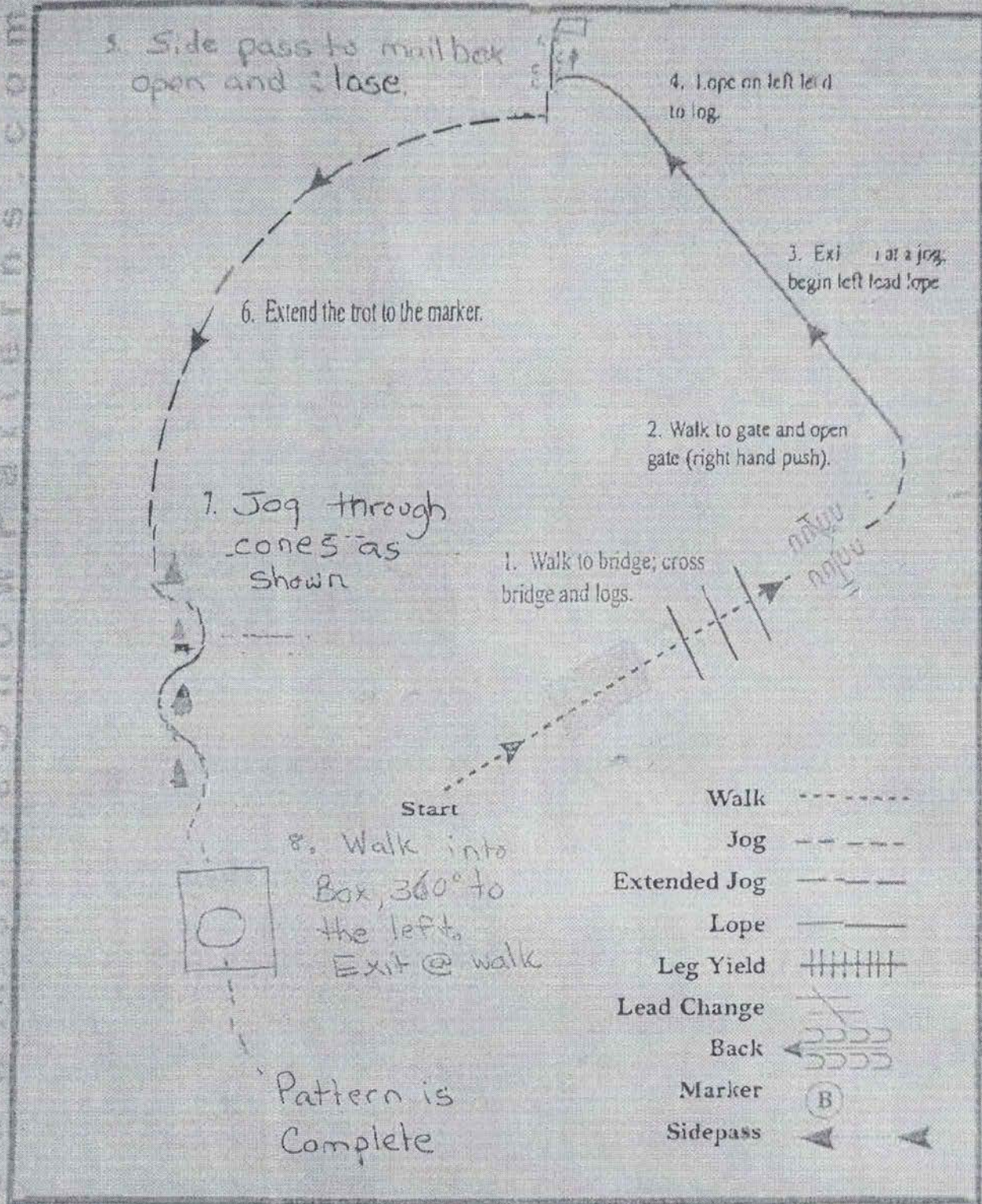
Revised 06-07-2021

[WR/OP-9]

Pattern Provided by:

Your Judges

S Trail



Start
 8. Walk into Box, 360° to the left, Exit @ walk

Pattern is Complete

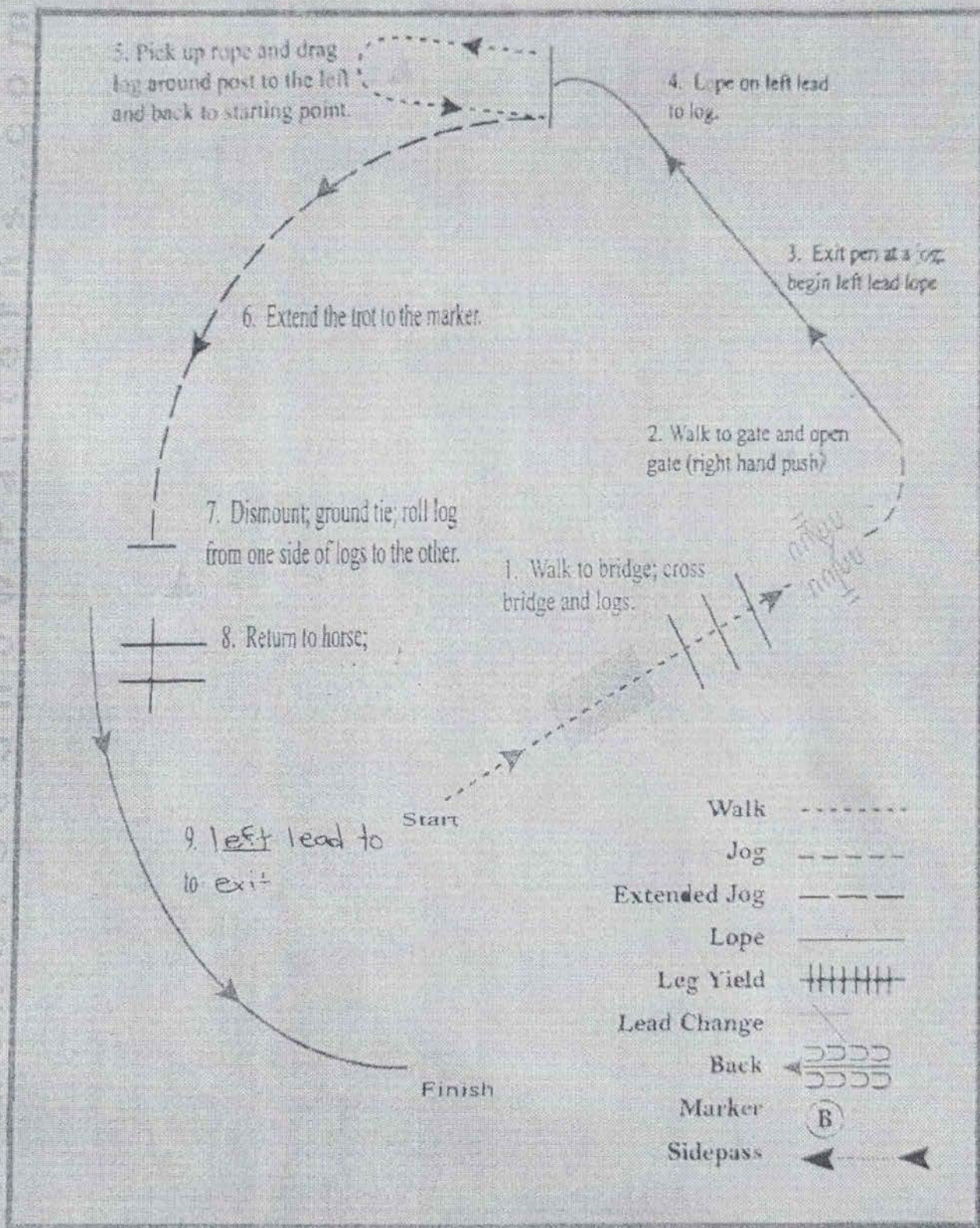
- Walk -----
- Jog - - - - -
- Extended Jog
- Lope _____
- Leg Yield |||||
- Lead Change
- Back
- Marker (B)
- Sidepass

[RT/5]

Pattern Provided by:

©2023 Horse Show Patterns.com. All Rights Reserved

Ranch Trail



[RT/5]

Pattern Provided by:

©2023 Ho/Sb Show Patterns.com. All Rights Reserved.