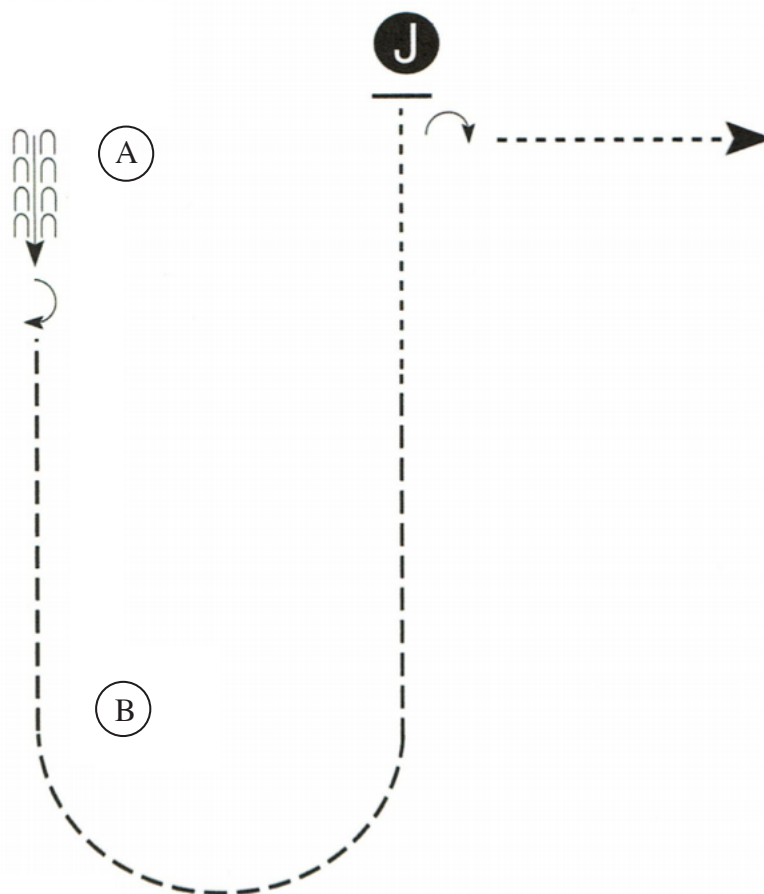


ROLLING HILLS SADDLE CLUB

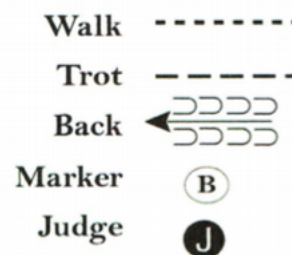
ENGLISH SHOWMANSHIP (1, 6)

April 25, 2026



Be ready at A.

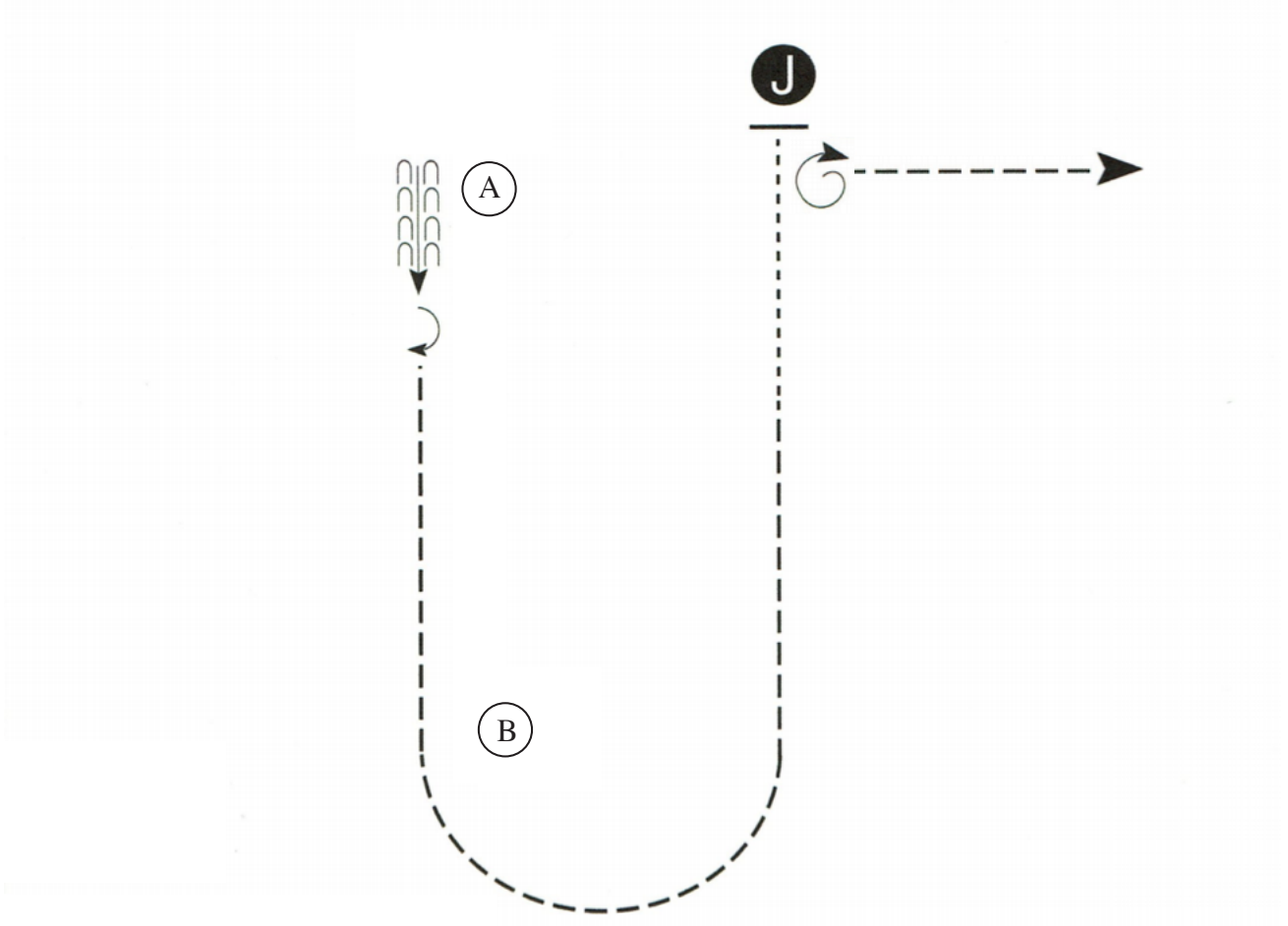
1. Back 2 horse lengths.
2. Perform 180 degree turn.
3. Trot to and around B and halfway to judge.
4. Walk to judge.
5. Stop and set up for inspection.
6. When dismissed, perform a 90 degree turn.
7. Walk straight away from judge and to exit.



ROLLING HILLS SADDLE CLUB

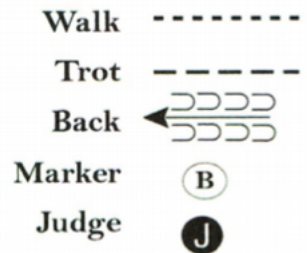
ENGLISH SHOWMANSHIP (2, 3, 4, 5)

April 25, 2026



Be ready at A.

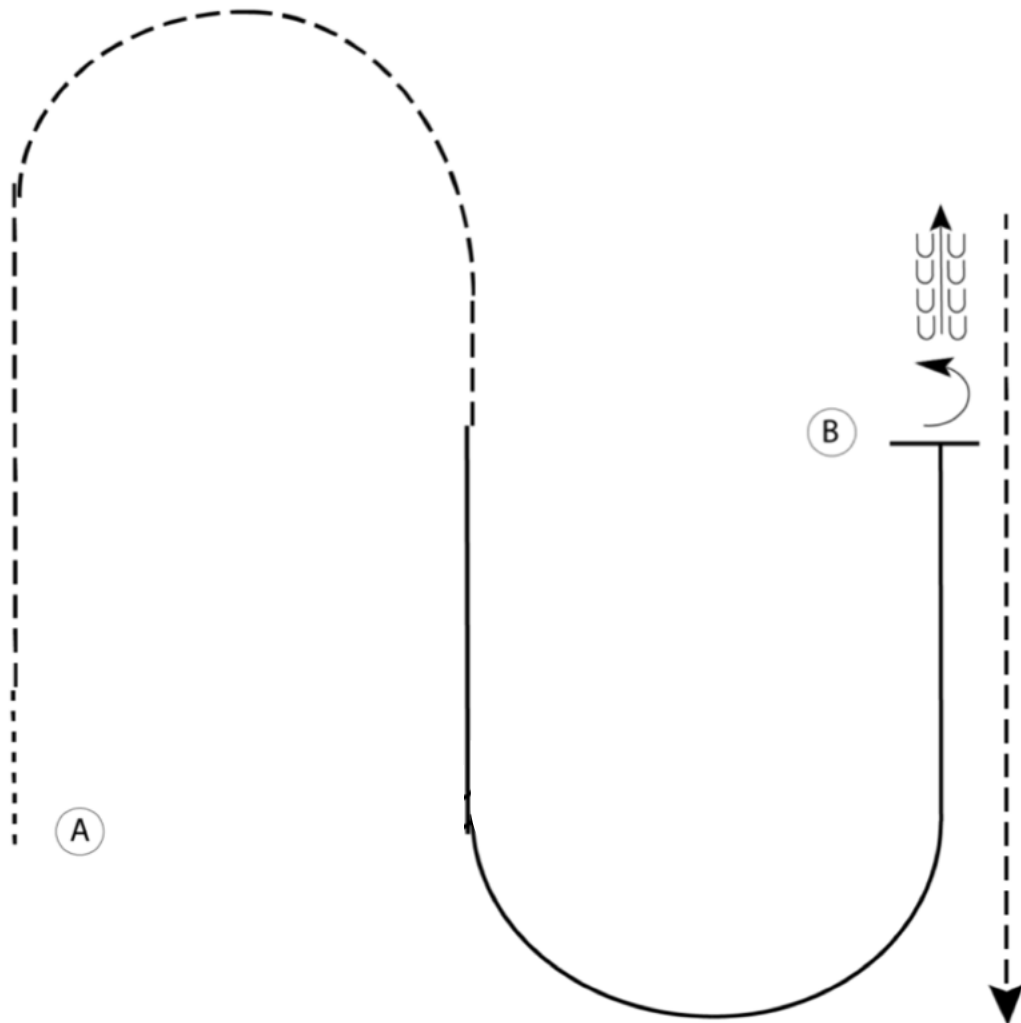
1. Back 2 horse lengths.
2. Perform 180 degree turn.
3. Trot to and around B and halfway to judge.
4. Walk to judge.
5. Stop and set up for inspection.
6. When dismissed, perform a 450 degree turn.
7. Trot straight away from judge and to exit.



ROLLING HILLS SADDLE CLUB

EQUITATION (27, 28, 29, 30)

April 25, 2026



Be ready at A.

1. Walk 2 horse lengths from A.
2. Trot left diagonal straight and into a half circle until even with B.
3. Canter on the left lead straight and into a half circle to B.
4. Stop and perform a 180 degree forehand turn to the left.
5. Back 1 horse length.
6. Two-point at the trot past A.

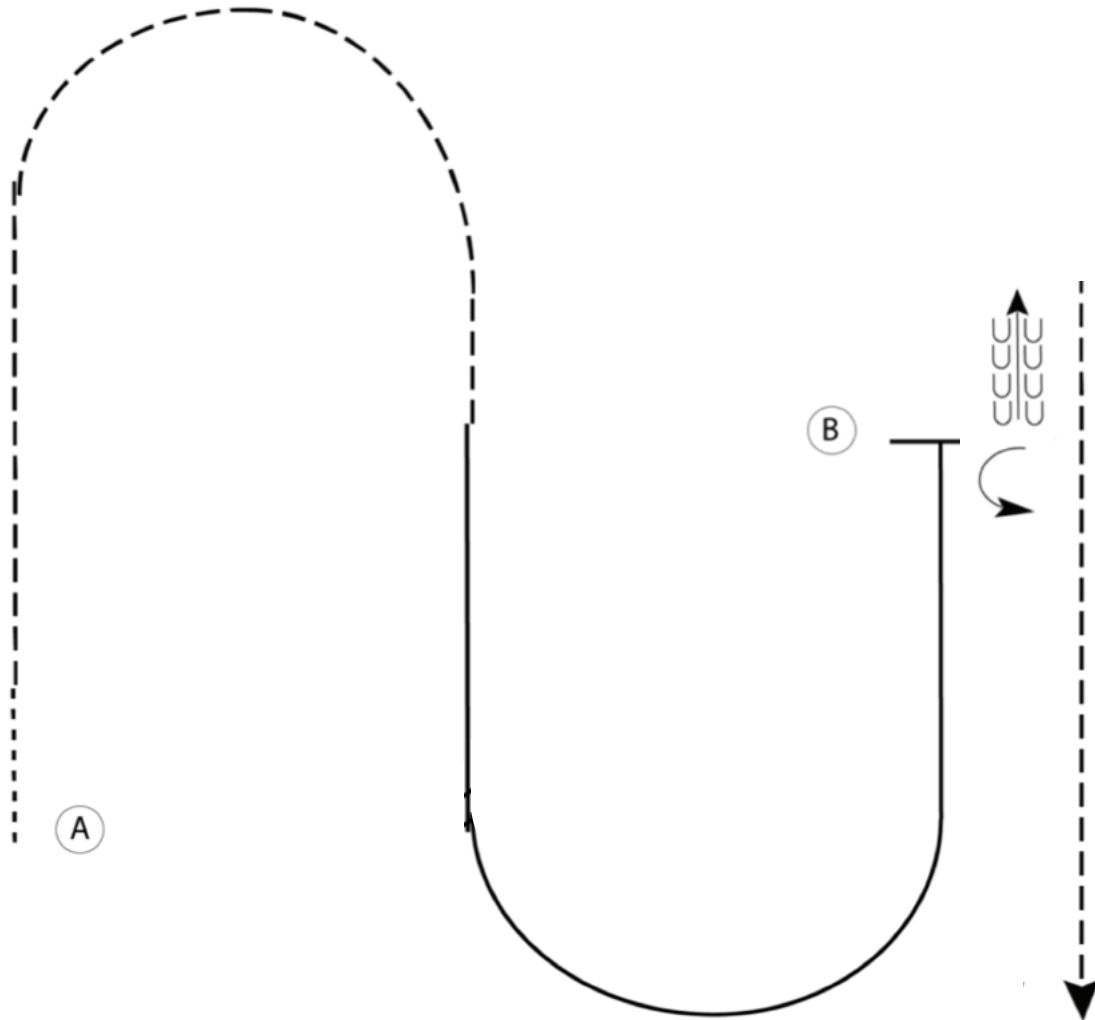
Pattern is complete. Find a place on the rail for rail work.

Walk	-----
Trot	- - - - -
Extended Trot	- - - - -
Canter	—————
Leg Yield	
Lead Change	///
Back	←←←←←
Marker	(B)
Sidepass	← - - - - ←
Hand Gallop	—————

ROLLING HILLS SADDLE CLUB

EQUITATION (31)

April 25, 2026



Be ready at A.

1. Walk 2 horse lengths from A.
2. Trot left diagonal straight and into a half circle until even with B.
3. Canter on the left lead straight and into a half circle to B.
4. Stop and perform a 180 degree turn on the hindquarters to the left.
5. Back 1 horse length.
6. Sir trot past A.

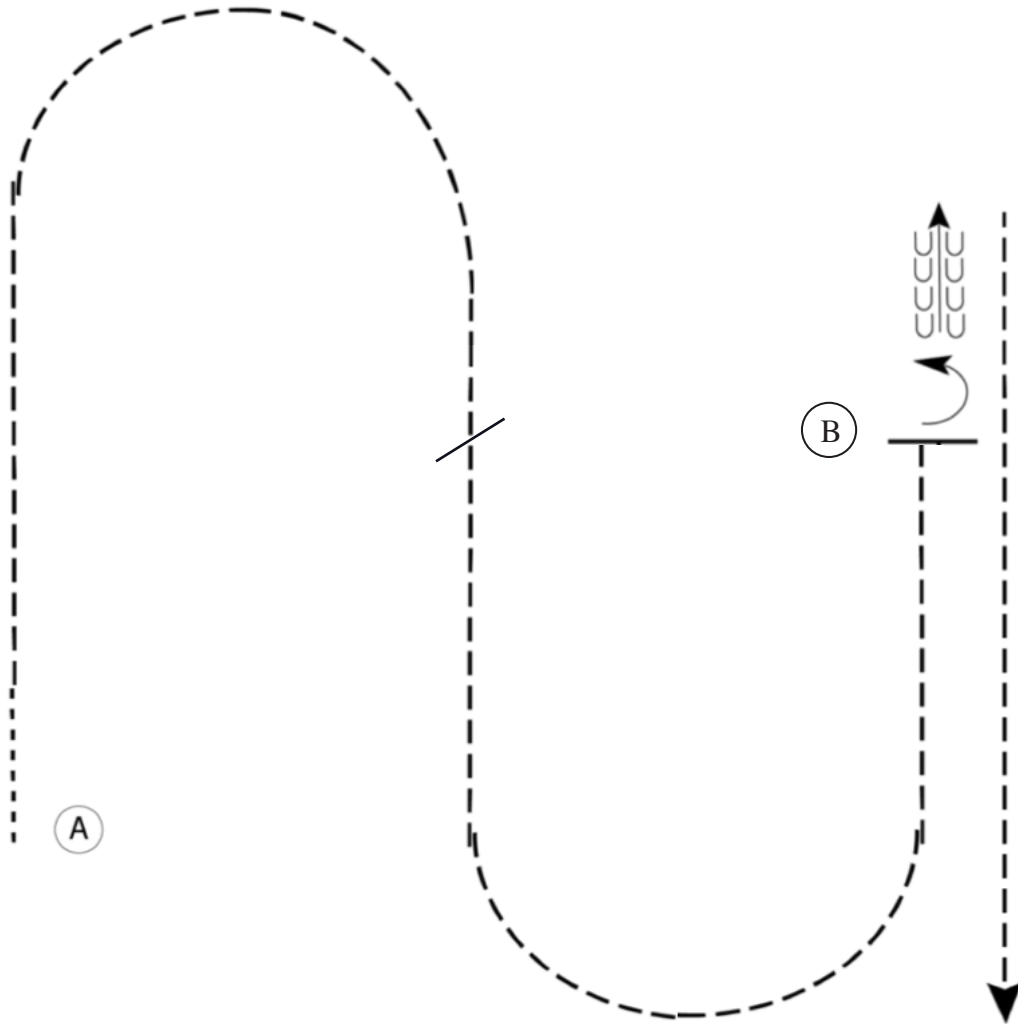
Pattern is complete. Find a place on the rail for rail work.

Walk	-----
Trot	- - - - -
Extended Trot	- . - . - .
Canter	—————
Leg Yield	
Lead Change	///
Back	←←←←←
Marker	(B)
Sidepass	← - - - - ←
Hand Gallop	——— ———

ROLLING HILLS SADDLE CLUB

EQUITATION W/T (32)

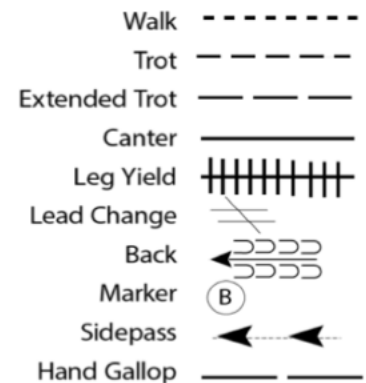
April 25, 2026



Be ready at A.

1. Walk 2 horse lengths from A.
2. Trot left diagonal straight and into a half circle until even with B.
3. Change diagonals and continue trotting a half circle to B.
4. Stop and perform a 180 degree forehand turn to the left.
5. Back 1 horse length.
6. Two-point at the trot past A.

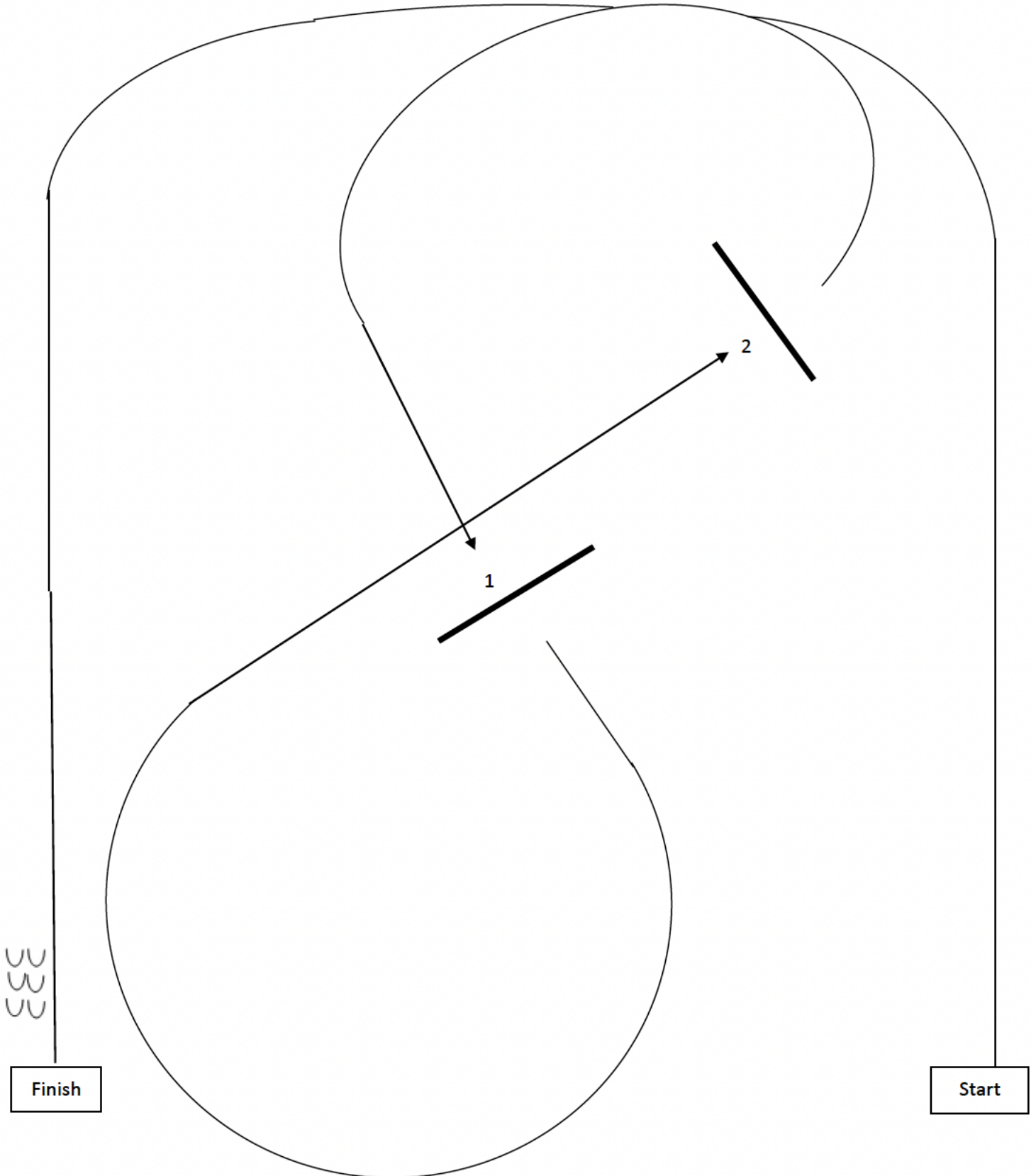
Pattern is complete. Find a place on the rail for rail work.



ROLLING HILLS SADDLE CLUB

OPEN HUNTER HACK, 2 JUMPS @ 21" (33)

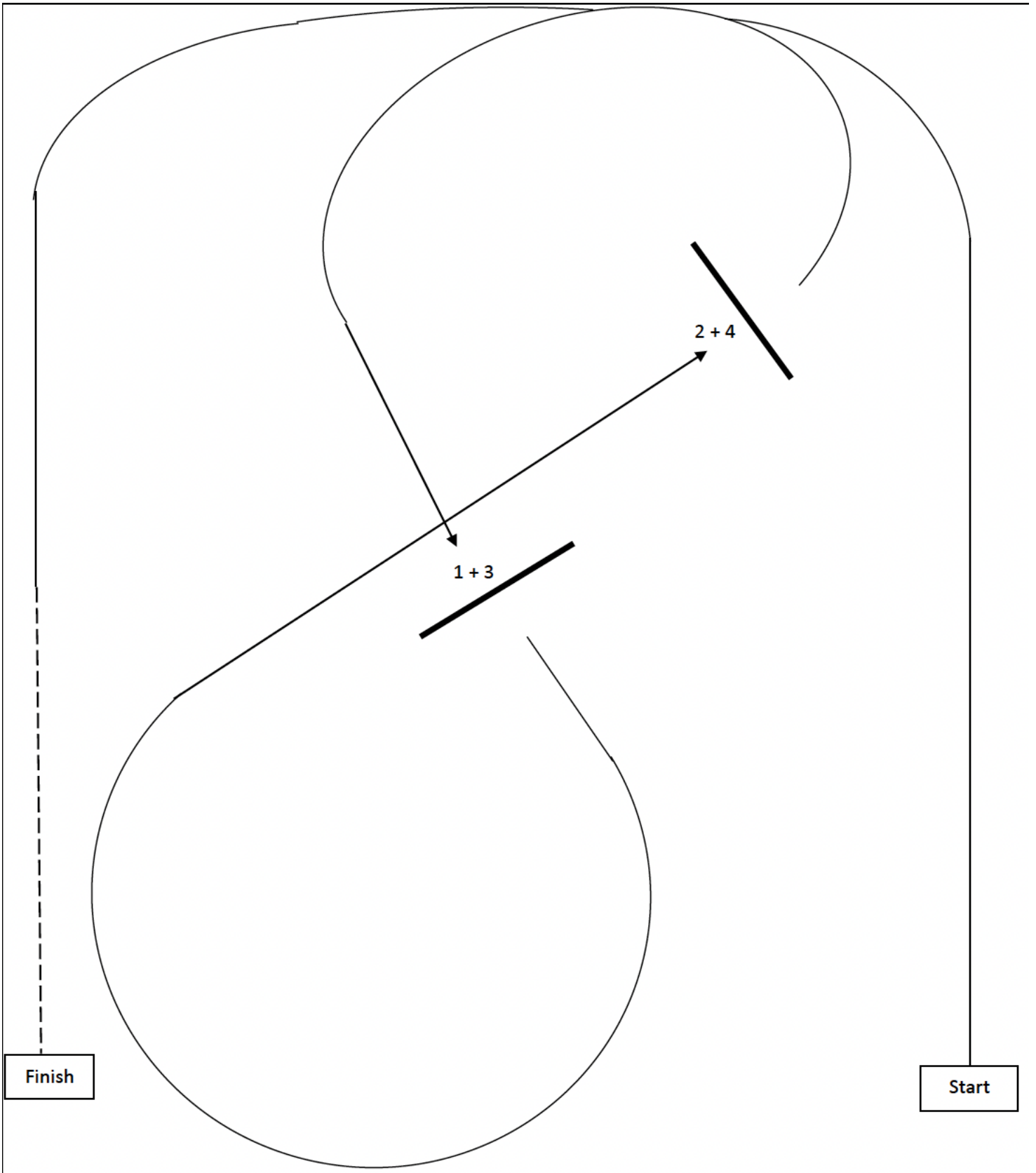
April 25, 2026



ROLLING HILLS SADDLE CLUB

OPEN MINI HUNTER, 4 JUMPS @ 24" (34)

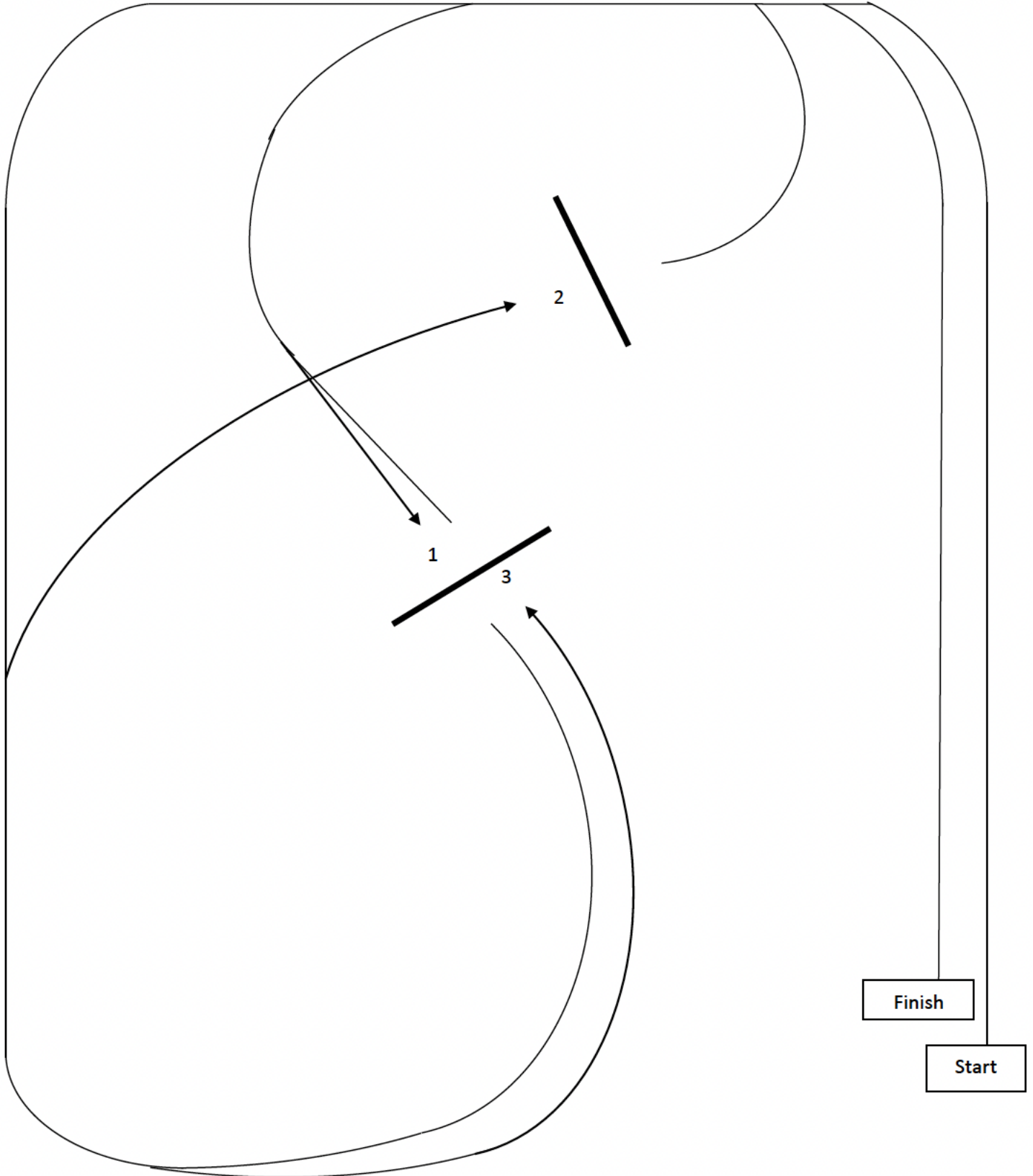
April 25, 2026



ROLLING HILLS SADDLE CLUB

EQUITATION OVER FENCES (35)

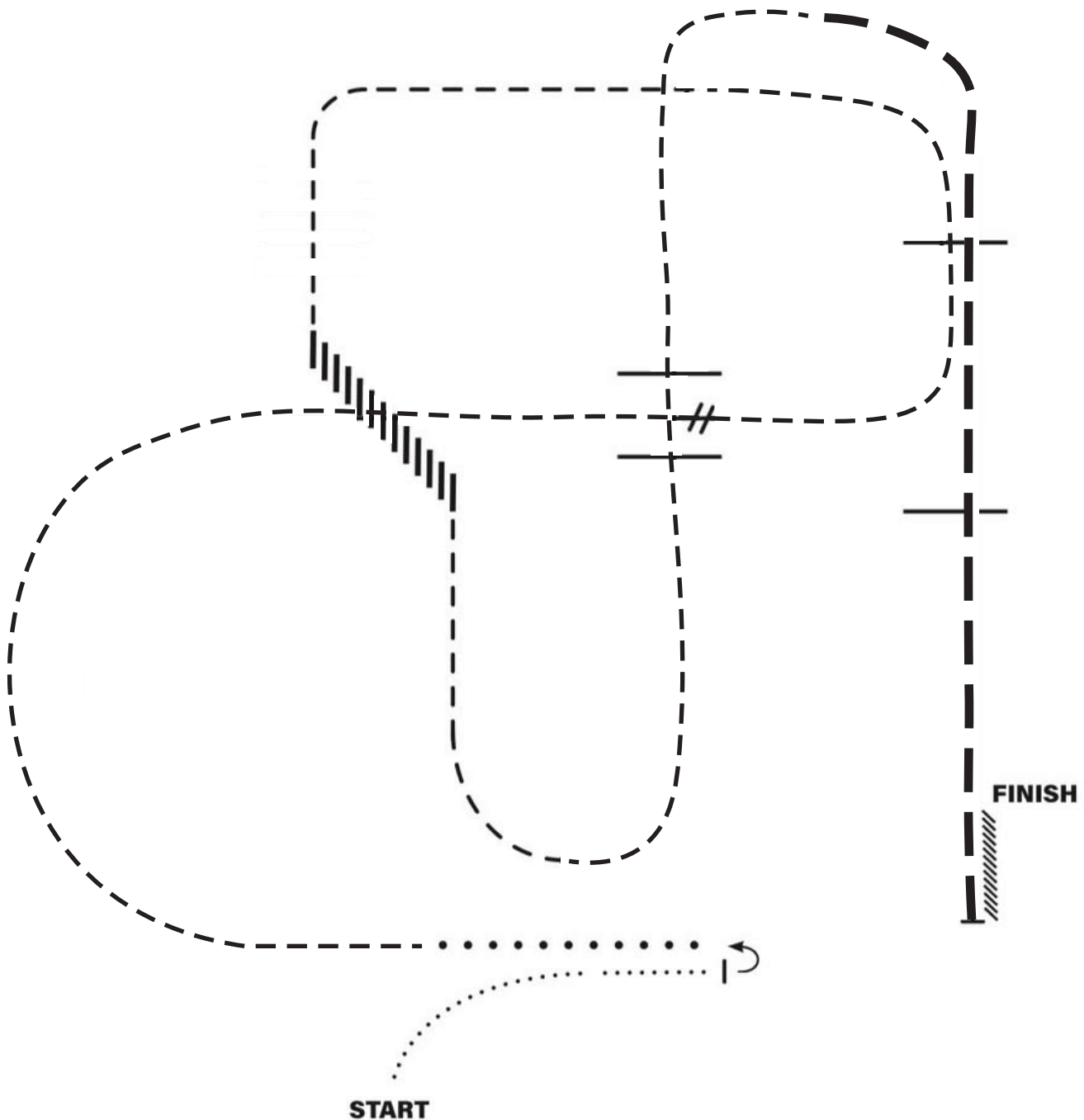
April 25, 2026



ROLLING HILLS SADDLE CLUB

ENGLISH VERSATILITY W/T (36)

April 26, 2026

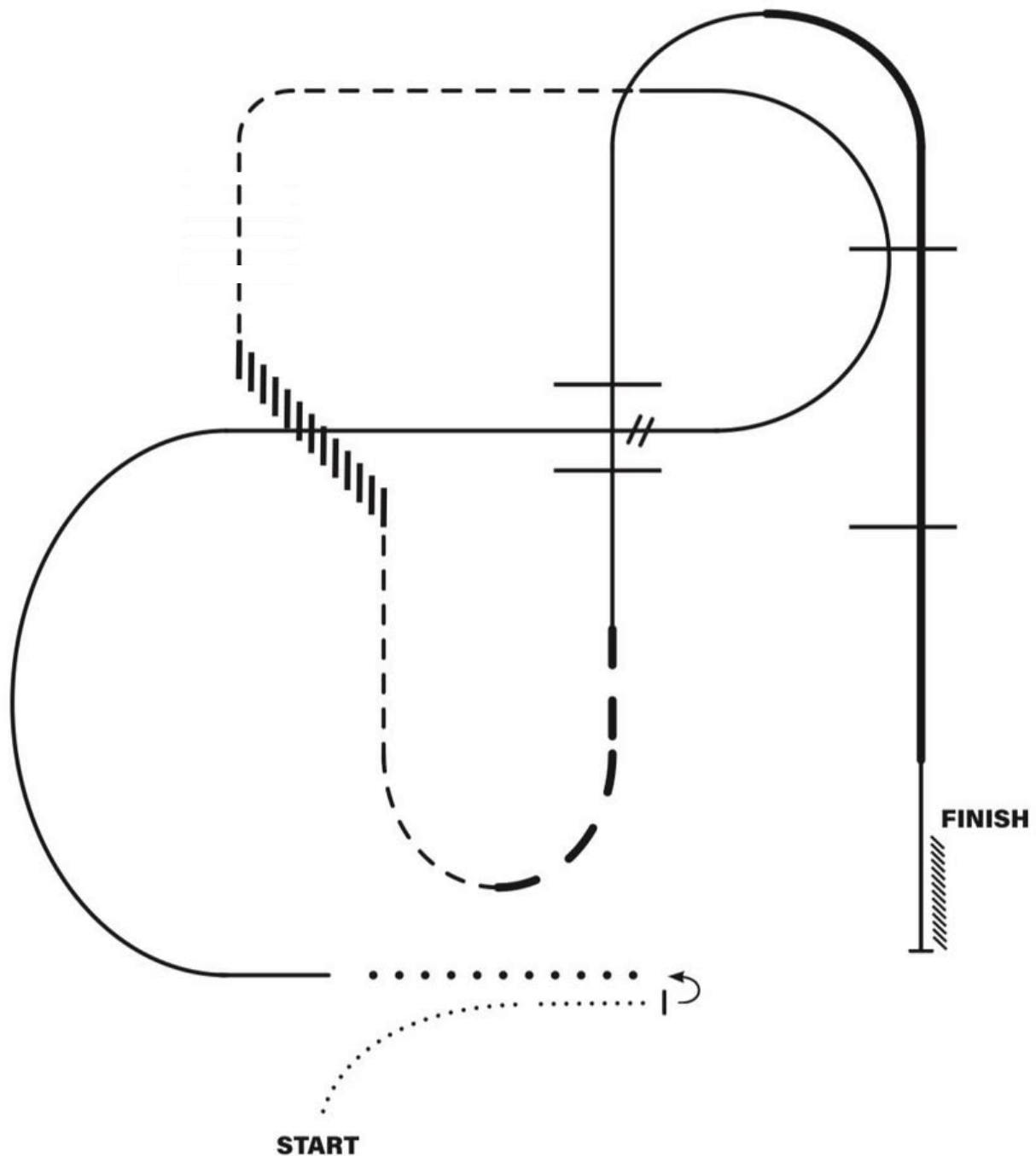


1. Walk from gate.
2. Halt, 180 degree forehand turn (either direction)
3. Extended walk
4. Trot left diagonal
5. Between poles, change diagonals
6. Trot over pole
7. Continue on right diagonal
8. Leg yield at trot
9. Continue trot up center and over two poles
10. Build to extended trot around top of arena and over two poles.
11. Halt and back

ROLLING HILLS SADDLE CLUB

ENGLISH VERSATILITY (37)

April 26, 2026

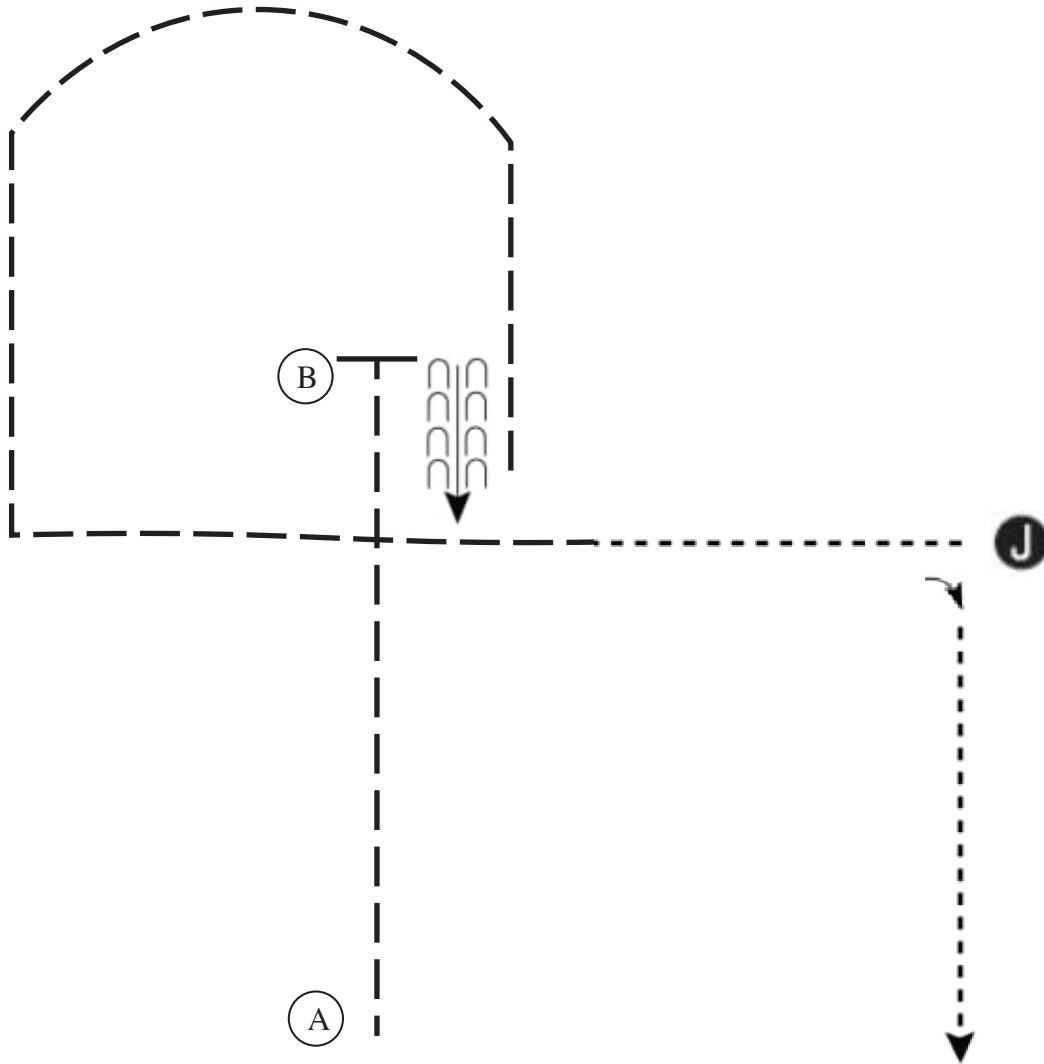


1. Walk from gate
2. Halt, 180° forehand turn (either direction)
3. Extended walk
4. Canter right lead
5. Between poles, change leads (simple or flying)
6. Canter left lead over pole
7. Trot right diagonal
9. Leg yield at trot
10. Continue trot, building to extended trot up center
11. Canter right lead over two poles or cavalettis
12. Build to hand gallop, build to hand gallop right lead around top of arena and over two cavalettis/small jumps
13. Collect canter
14. Halt and back

ROLLING HILLS SADDLE CLUB

WESTERN SHOWMANSHIP (46, 51)

April 26, 2026



Be ready at A.

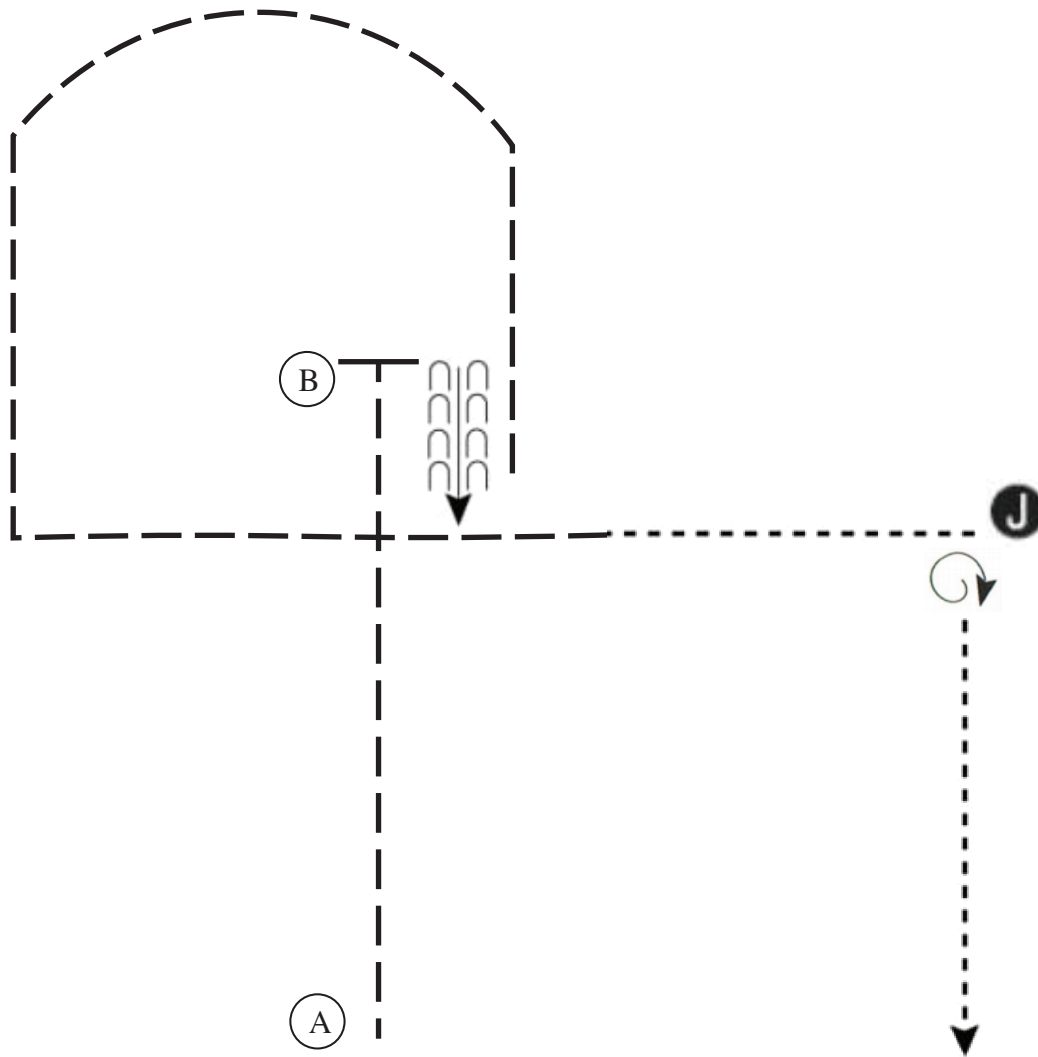
1. Trot from A to B.
2. At B, stop and back 1 horse length.
3. Trot around B and halfway to judge
4. Walk to judge and stop.
5. Set up for inspection.
6. When dismissed, turn 90 degrees and walk to exit.

Walk	-----
Trot	- - - - -
Back	← C C C C C C C C C C
Marker	Ⓟ
Judge	Ⓝ

ROLLING HILLS SADDLE CLUB

WESTERN SHOWMANSHIP (47, 48, 49, 50)

April 26, 2026



Be ready at A.

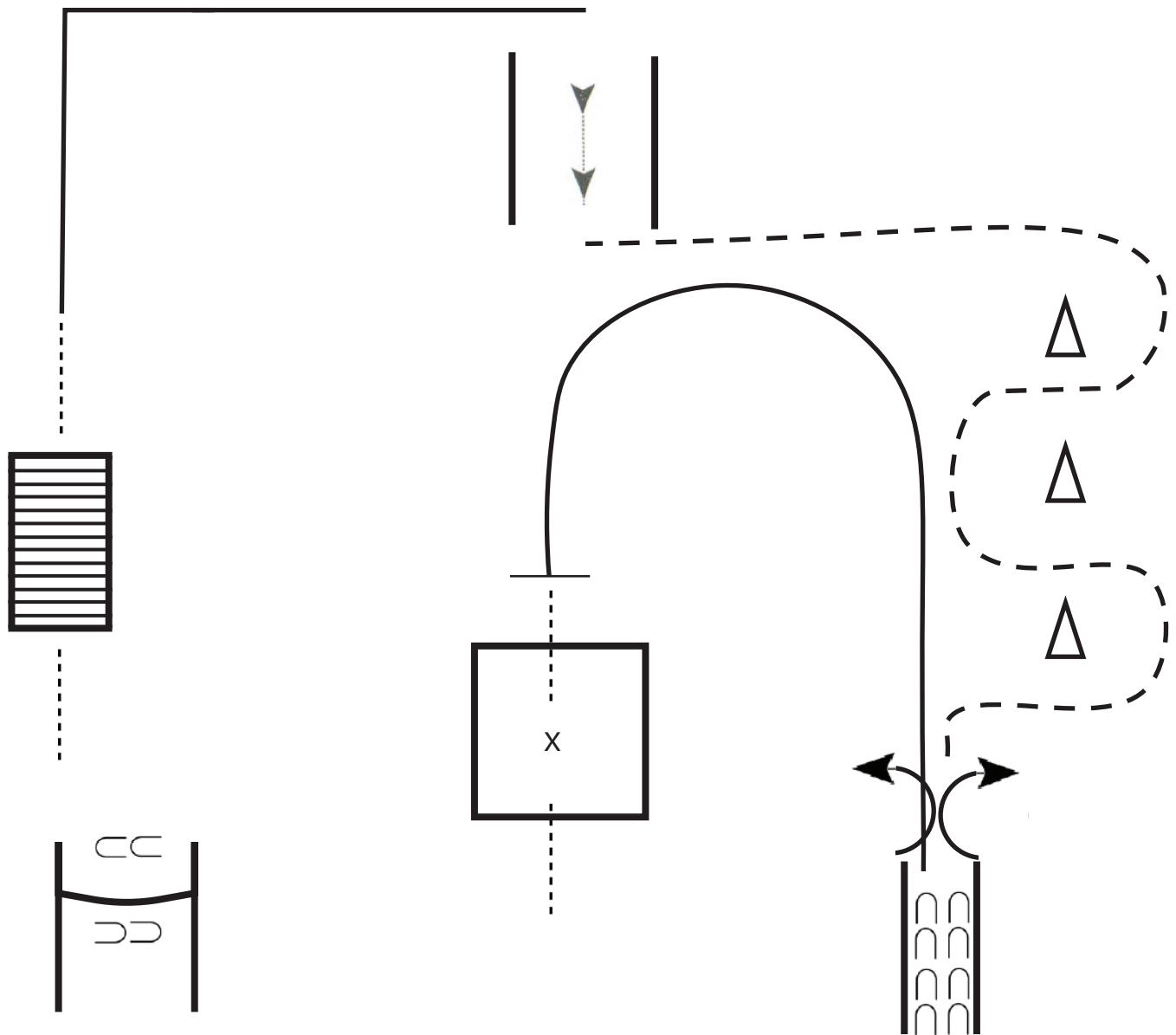
1. Trot from A to B.
2. At B, stop and back 1 horse length.
3. Trot around B and halfway to judge
4. Walk to judge and stop.
5. Set up for inspection.
6. When dismissed, turn 450 degrees and walk to exit.

Walk	-----
Trot	-----
Back	← 3 3 3 3 3
Marker	ⓑ
Judge	ⓐ

ROLLING HILLS SADDLE CLUB

RANCH TRAIL (56)

April 26, 2026



Be ready at the gate.

1. Left hand gate.
2. Walk over bridge.
3. Right lead to chute. Stop and sidepass left through chute.
4. Jog through cones as shown.
5. Stop at chute. Rollback either direction. Back into chute
6. Left lead out of chute and stop before box.
7. Dismount and walk horse into box.
8. Ground tie inside box and walk fully around horse either direction.
9. Walk horse out of box.

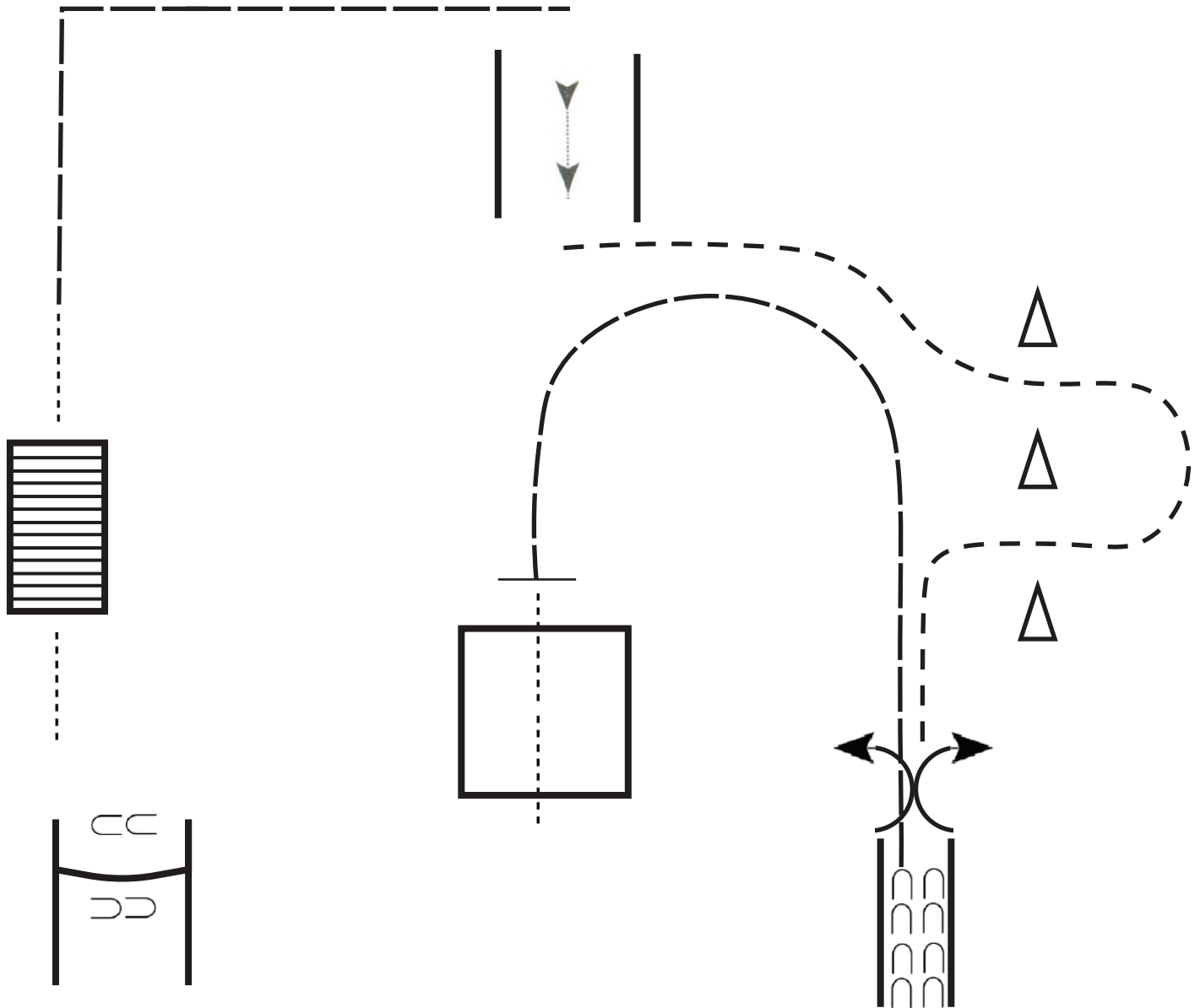
Pattern is complete.

Walk	-----
Jog	-----
Extended Jog	-----
Lope	-----
Leg Yield	
Lead Change	↘
Back	←←←←←
Marker	Ⓚ
Sidepass	←-----→

ROLLING HILLS SADDLE CLUB

INTRO TO RANCH TRAIL W/J (57)

April 26, 2026



Be ready at the gate.

1. Left hand gate.
2. Walk over bridge.
3. Extend jog to chute. Stop and sidepass left through chute.
4. Jog through cones as shown.
5. Stop at chute. Rollback either direction. Back into chute
6. Extend jog out of chute and stop before box.
7. Dismount and walk horse through box.

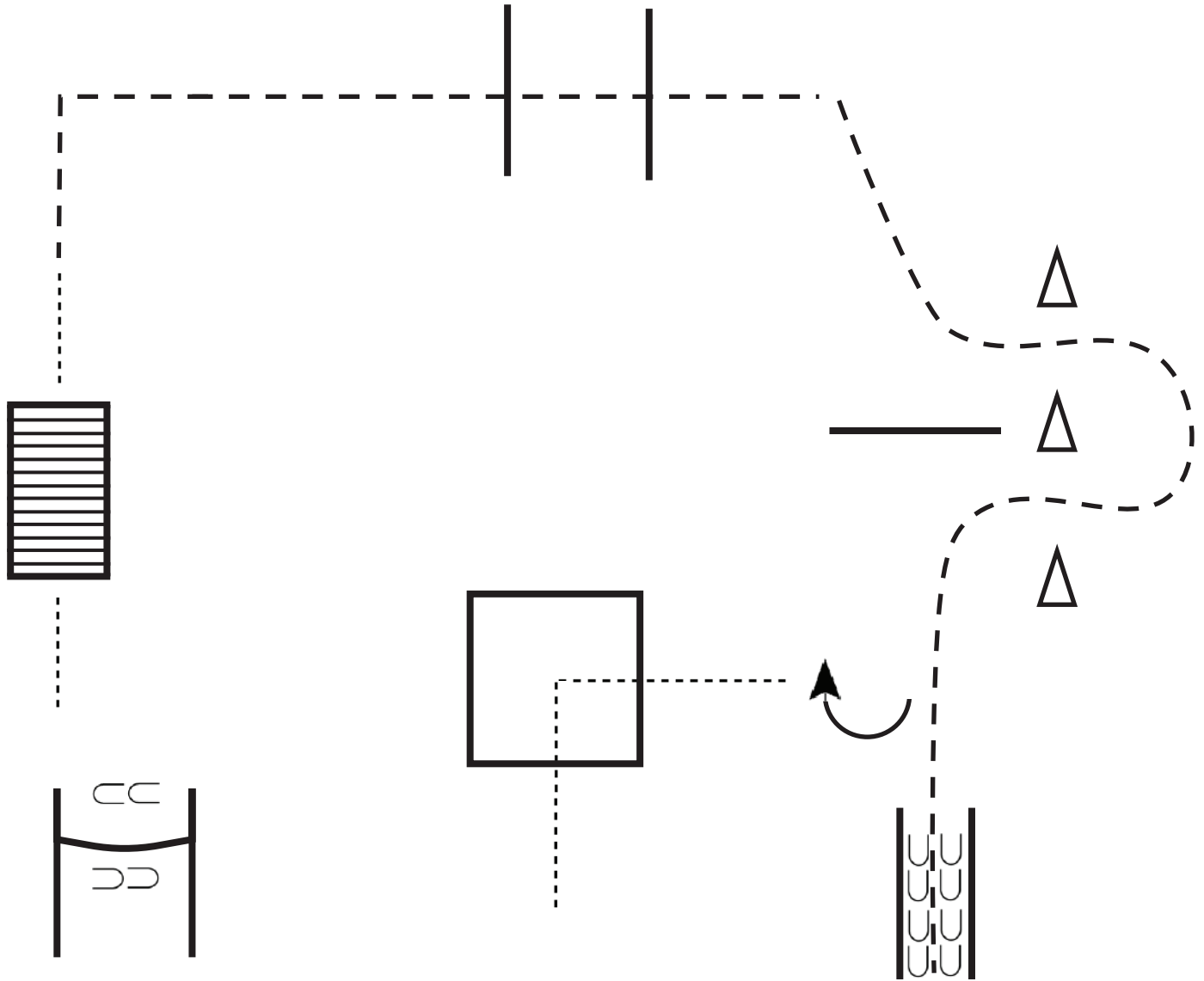
Pattern is complete.

Walk	-----
Jog	- - - - -
Extended Jog	-----
Lope	_____
Leg Yield	
Lead Change	—/—
Back	←←←←←
Marker	⊙
Sidepass	←-----→

ROLLING HILLS SADDLE CLUB

IN-HAND TRAIL (58)

April 26, 2026



Be ready at the gate.

1. Left hand gate (there will be no rope to work).
2. Walk over bridge.
3. Jog across two poles.
4. Jog through cones as shown and into chute.
5. Stop and back out of chute.
6. 90 degree turn to the right and walk through box as shown.

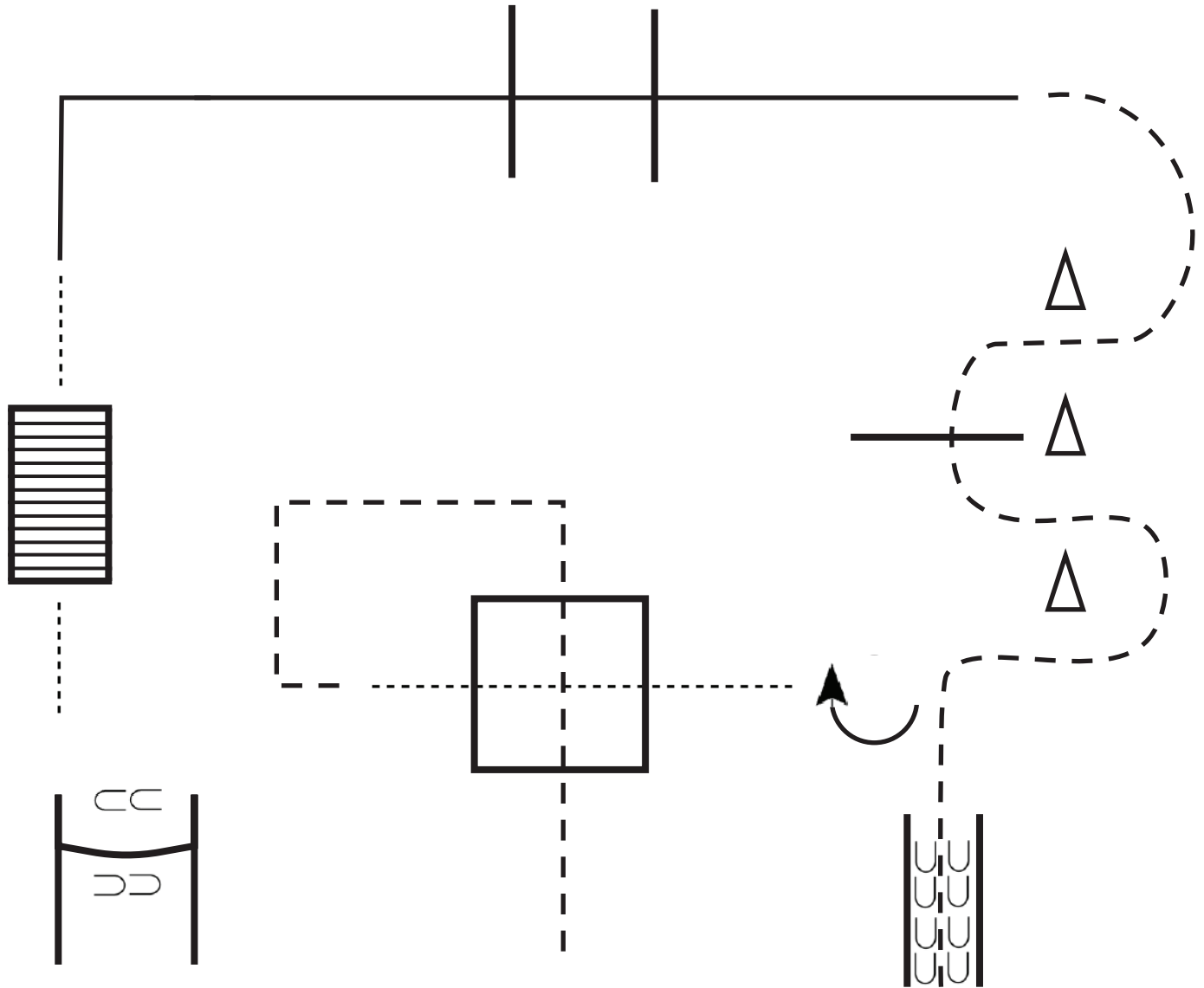
Pattern is complete.

Walk	-----
Jog	- - - - -
Extended Jog	- - - - -
Lope	—————
Leg Yield	
Lead Change	↘
Back	←←←←←
Marker	Ⓚ
Sidepass	←←←←←

ROLLING HILLS SADDLE CLUB

TRAIL (59, 60, 61, 62)

April 26, 2026



Be ready at the gate.

1. Left hand gate.
2. Walk over bridge.
3. Right lead across two poles.
4. Break to jog. Jog through cones and over pole as shown.
5. Jog into chute. Stop and back out of chute.
6. 90 degree turn to the right and walk through box.
7. Jog through box as shown.

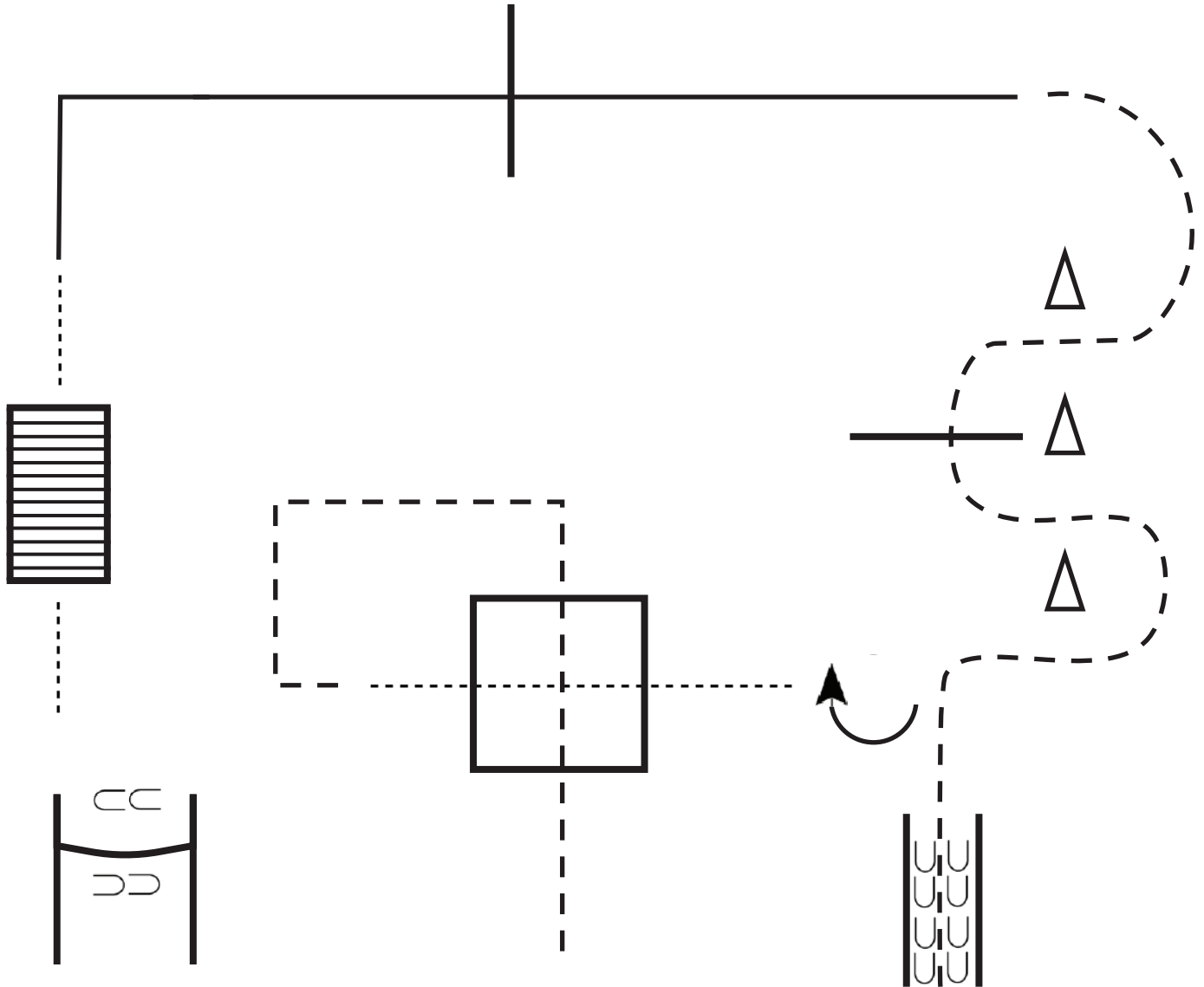
Pattern is complete.

Walk	-----
Jog	-----
Extended Jog	-----
Lope	-----
Leg Yield	
Lead Change	—/—
Back	← ↖ ↖
Marker	Ⓚ
Sidepass	←-----→

ROLLING HILLS SADDLE CLUB

TRAIL (63)

April 26, 2026



Be ready at the gate.

1. Left hand gate.
2. Walk over bridge.
3. Right lead across single pole.
4. Break to jog. Jog through cones as shown.
5. Jog into chute. Stop and back out of chute.
6. 90 degree turn to the right and walk through box as shown.
7. Jog through box as shown.

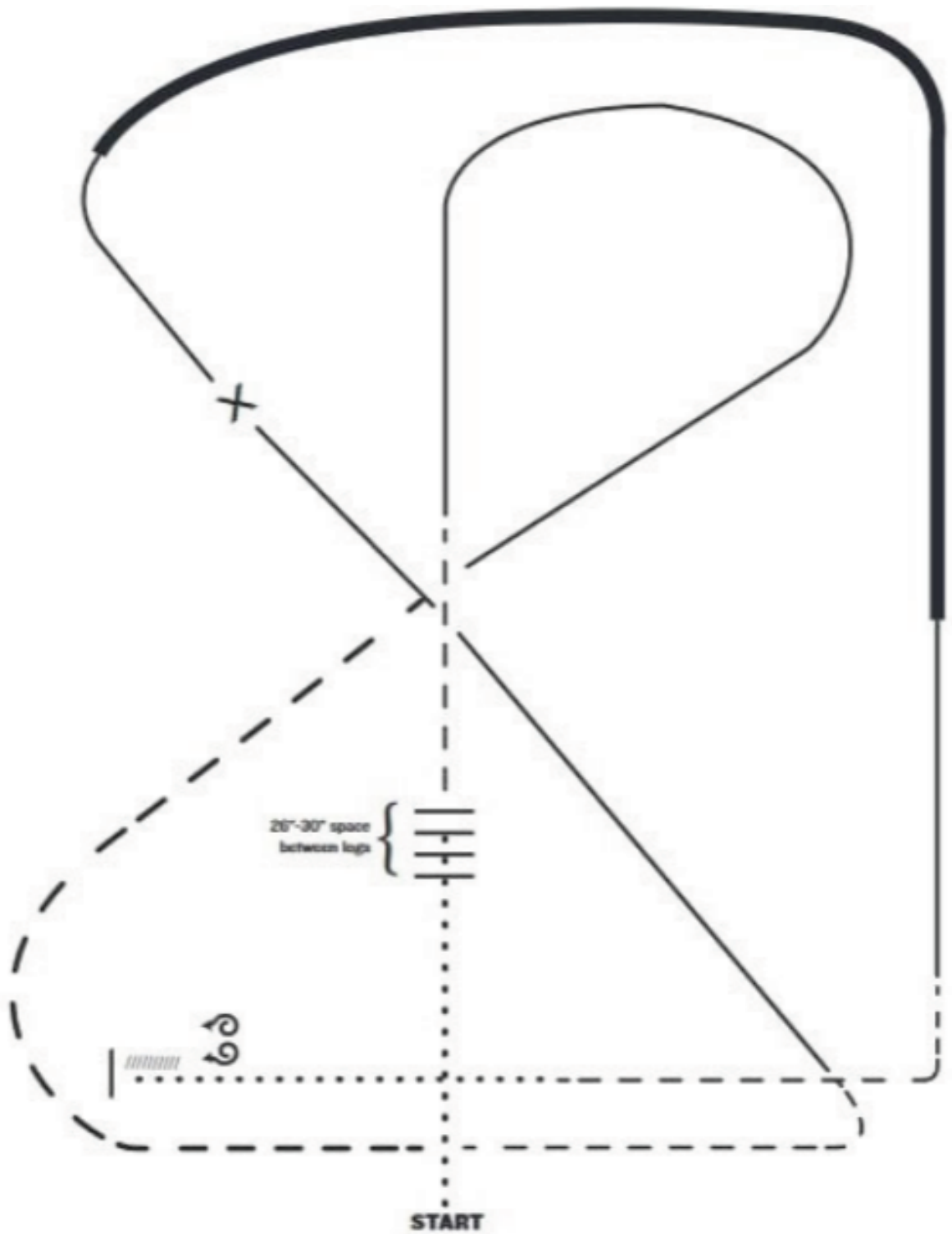
Pattern is complete.

Walk	-----
Jog	- - - - -
Extended Jog	- - - - -
Lope	_____
Leg Yield	
Lead Change	—/—
Back	←←←←←
Marker	Ⓚ
Sidepass	←-----→

ROLLING HILLS SADDLE CLUB

RANCH RIDING (66)

April 26, 2026

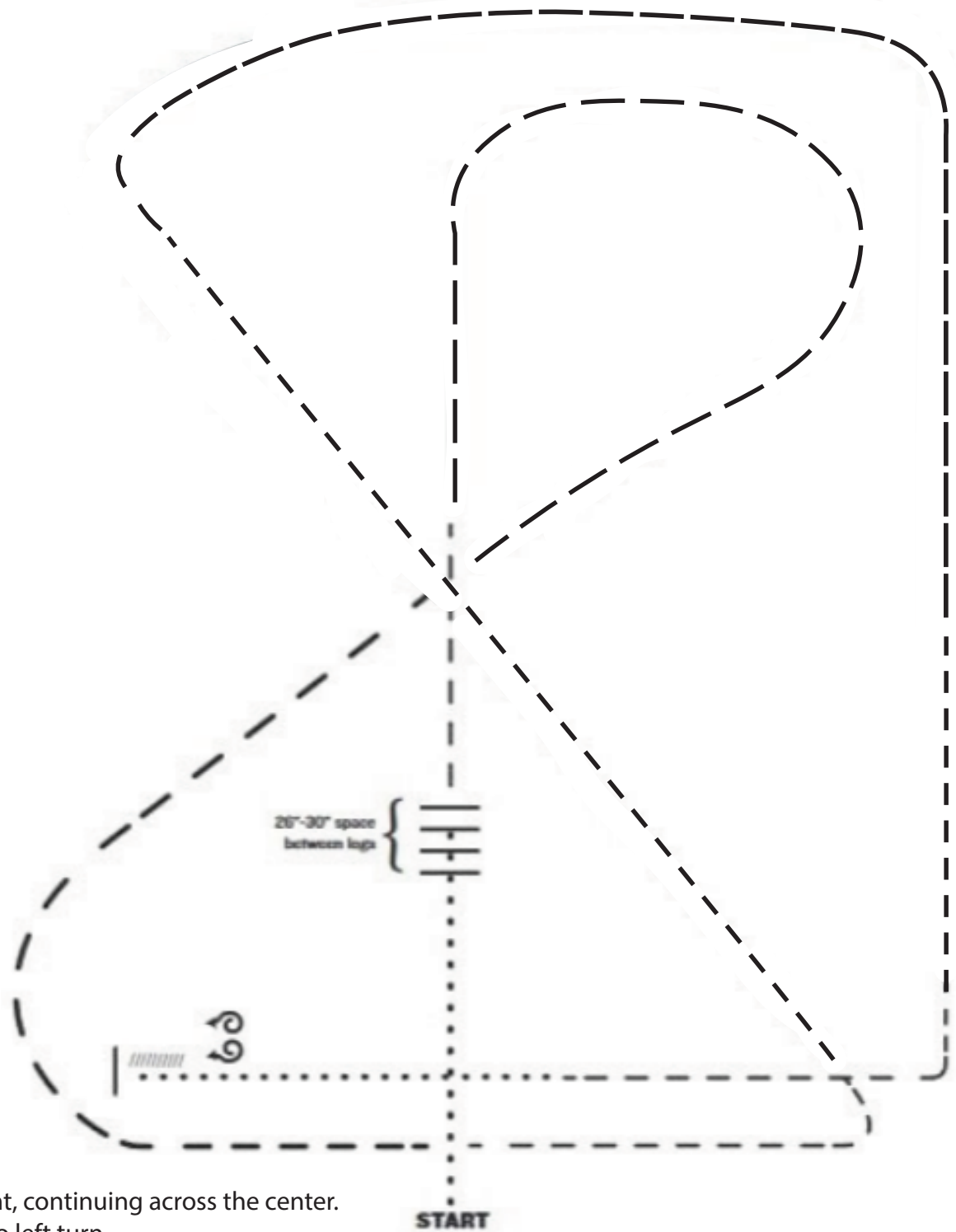


1. Walk
2. Walk over logs
3. Trot
4. Lope right lead
5. Extended trot
6. Trot
7. Lope left lead
8. Change leads (simple or flying)
9. Right lead, extended lope
10. Collect Lope
11. Trot
12. Walk
13. Stop and back
14. 360 degree turn each direction (either direction 1st)

ROLLING HILLS SADDLE CLUB

INTRO TO RANCH RIDING W/J (67)

April 26, 2026



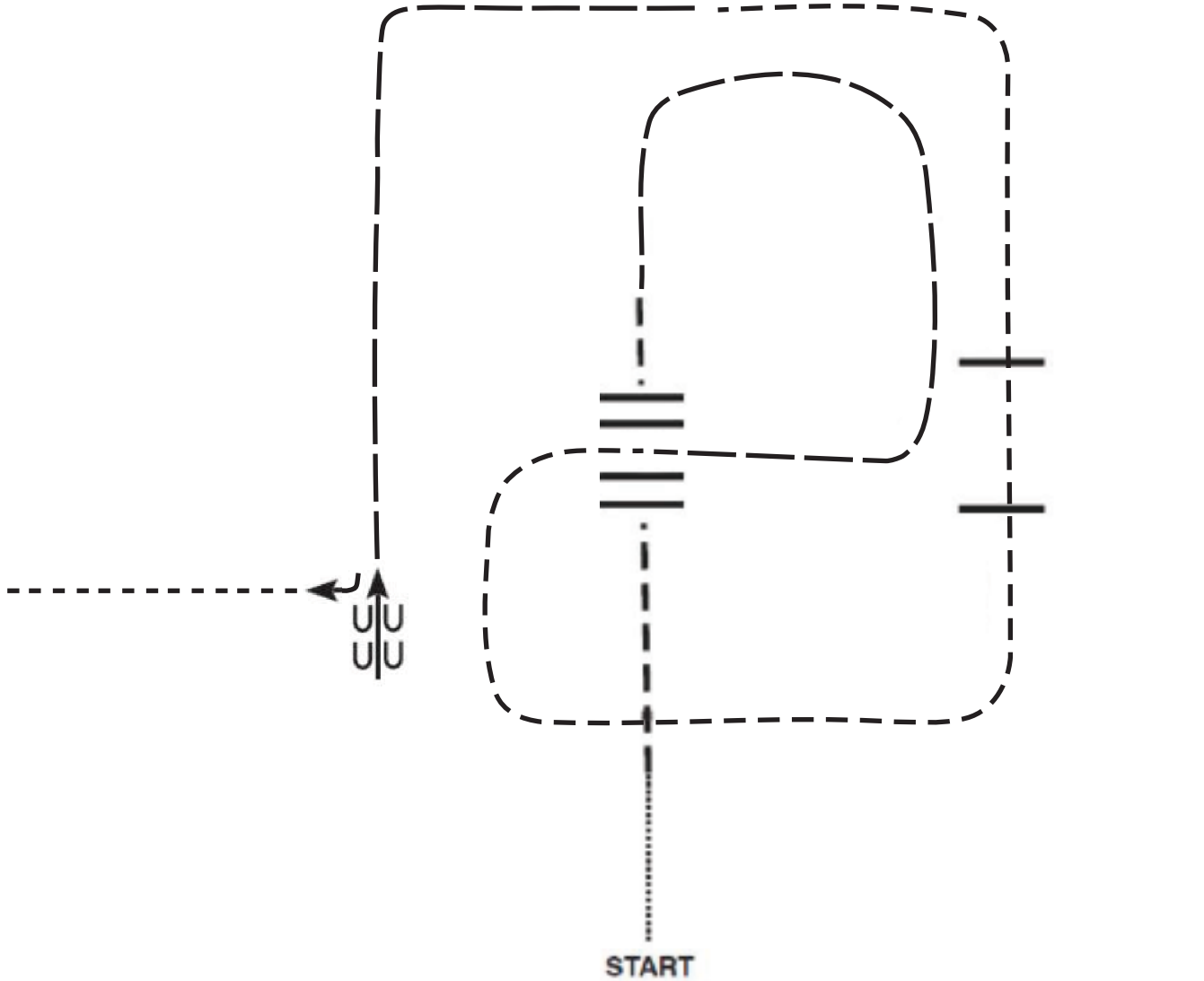
1. Walk & walk over logs.
2. Trot straight.
3. Extend trot and turn to right, continuing across the center.
4. Continue extended trot into left turn.
5. Resume normal trot at center and continue across arena.
6. Extend the trot across the top of arena and down the rail.
7. At halfway point, resume normal trot.
8. Break to walk before crossing the beginning line.
9. Stop and back.
10. Turn 360 degree each direction (either direction to start).

Pattern is complete.

ROLLING HILLS SADDLE CLUB

WESTERN VERSATILITY W/J (68)

April 26, 2026



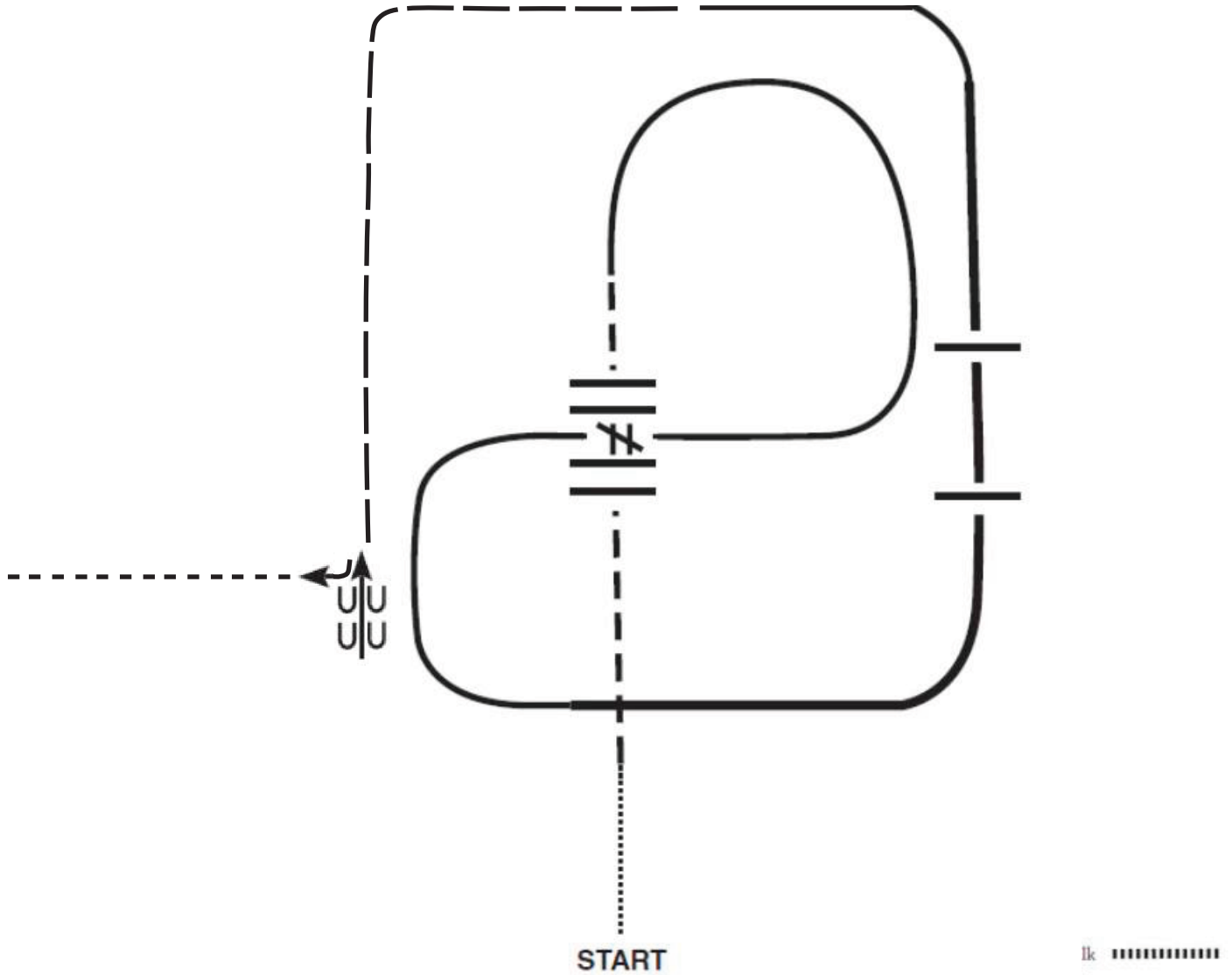
1. Forward walk from gate
2. Jog up center
3. Jog 4 poles
4. Extend jog around corner to right
5. Continue to center and resume jog at center
7. Continue jogging over two poles
8. Jog until halfway across top and extend jog
9. Extend jog past poles
10. Halt and back
11. Turn 90 deg to right
12. Walk to exit

Extended Walk
Jog/Trot	-----
Lope/Canter	—————
Hand Gallop	—————
Extended Trot	—————
Leg Yield	
Change Lead	≠
Gate	
Back	←
Judge	⊙
Marker	○
Sidepass	←←

ROLLING HILLS SADDLE CLUB

WESTERN VERSATILITY (69)

April 26, 2026



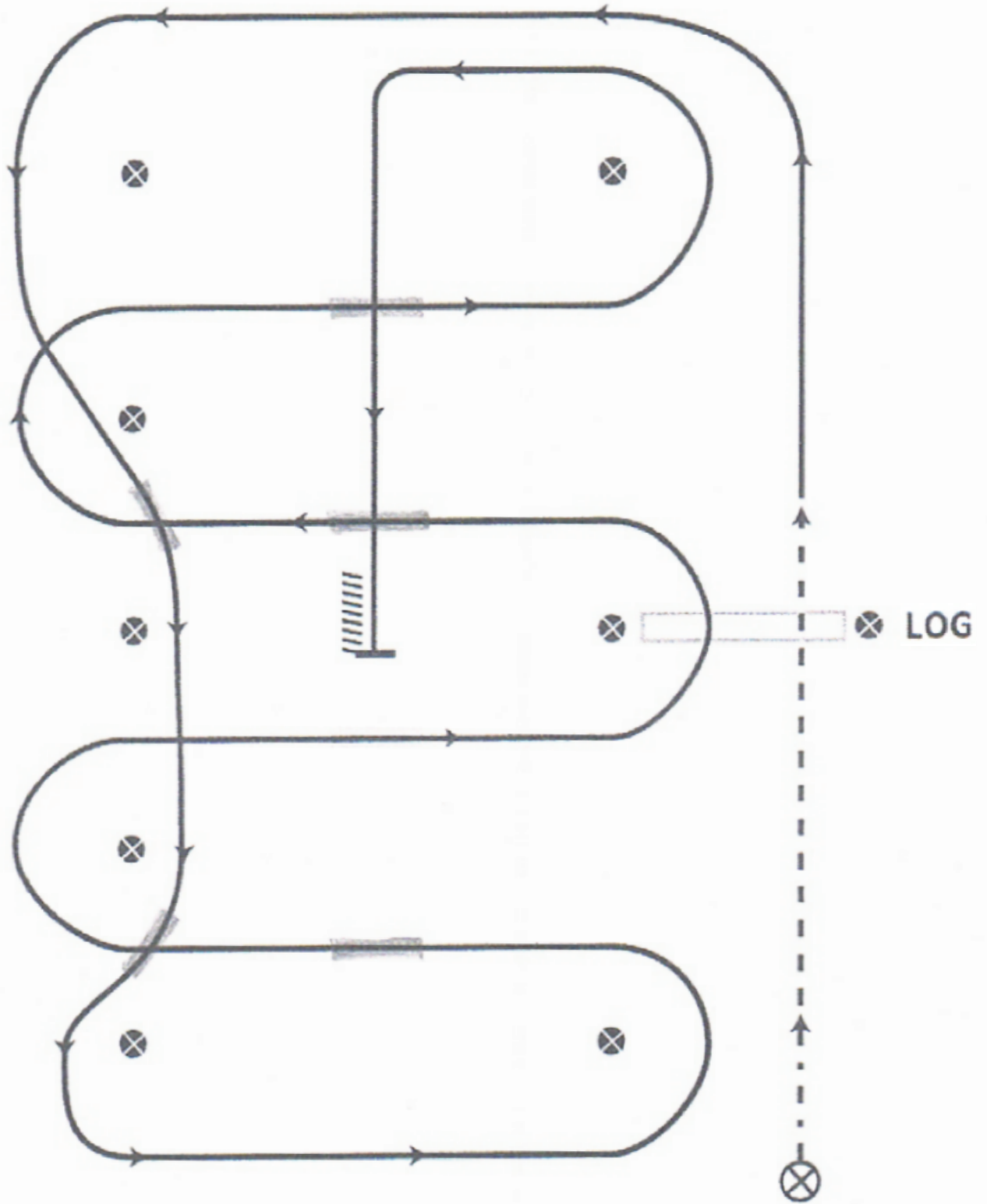
1. Forward walk from gate
2. Jog up center
3. Jog 4 poles
4. Lope right lead around corner to right
5. Continue to center and switch leads
7. Continue loping left lead over two poles
8. Lope until halfway across top and extend jog
9. Extend jog past poles
10. Halt and back
11. Turn 90 deg to right
12. Walk to exit

lk
ot	-----
Lope/Canter	————
Hand Gallop	————
Extended Trot	—— ———
Leg Yield	
Change Lead	≠
Gate	———
Back	← ——— ———
Judge	Ⓜ
Marker	○
Sidepass	← ——— ←

ROLLING HILLS SADDLE CLUB

WESTERN RIDING (70)

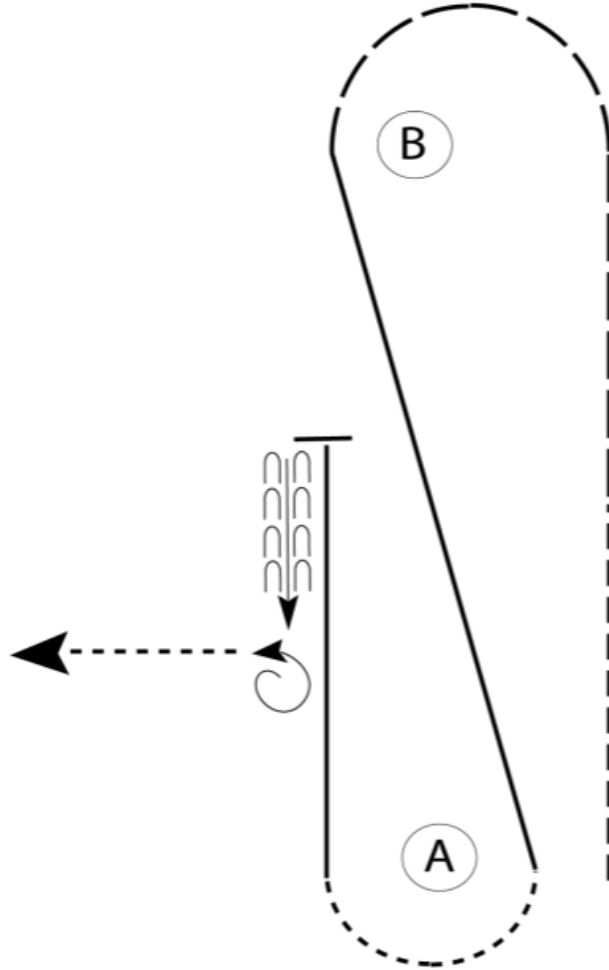
April 26, 2026



ROLLING HILLS SADDLE CLUB

HORSEMANSHIP (88, 89, 90, 91)

April 26, 2026



Be ready at A.

1. Jog halfway to B.
2. Extend the jog to and around B.
3. Lope on the left lead diagonally back to A.
4. Walk around A.
5. Lope on the right lead halfway to B.
6. Stop and back approximately two horse lengths.
7. Perform a 1 1/4 turn to the left.
8. Walk straight away.

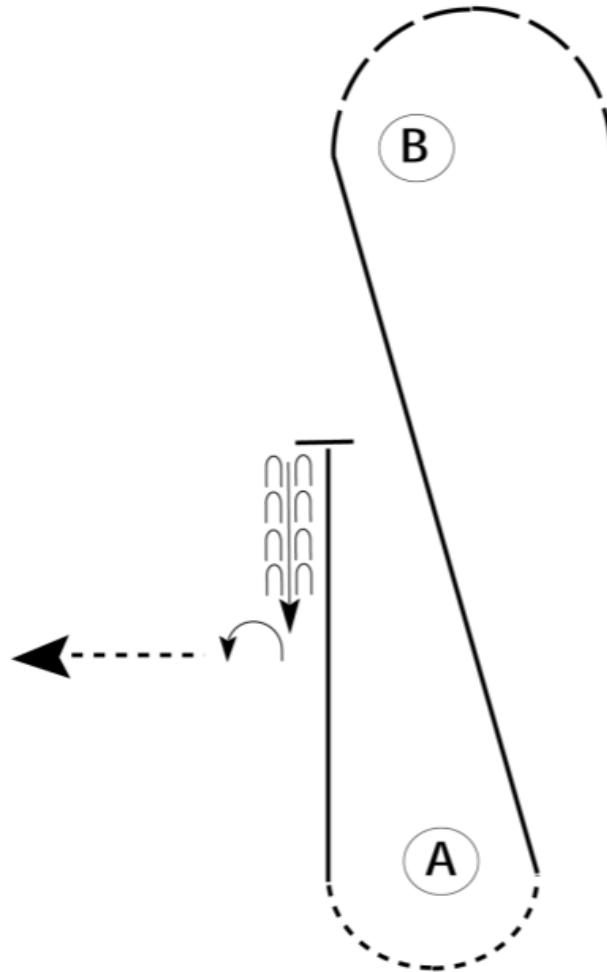
Pattern is complete. Find a place on the rail for rail work.

Walk	-----
Jog	-----
Extended Jog	-----
Lope	-----
Lead Change	
Back	
Marker	

ROLLING HILLS SADDLE CLUB

HORSEMANSHIP (92)

April 26, 2026



Be ready at A.

1. Jog halfway to B.
2. Extend the jog to and around B.
3. Lope on the left lead diagonally back to A.
4. Walk around A.
5. Lope on the right lead halfway to B.
6. Stop and back approximately two horse lengths.
7. Perform a 1/4 turn to the left.
8. Walk straight away.

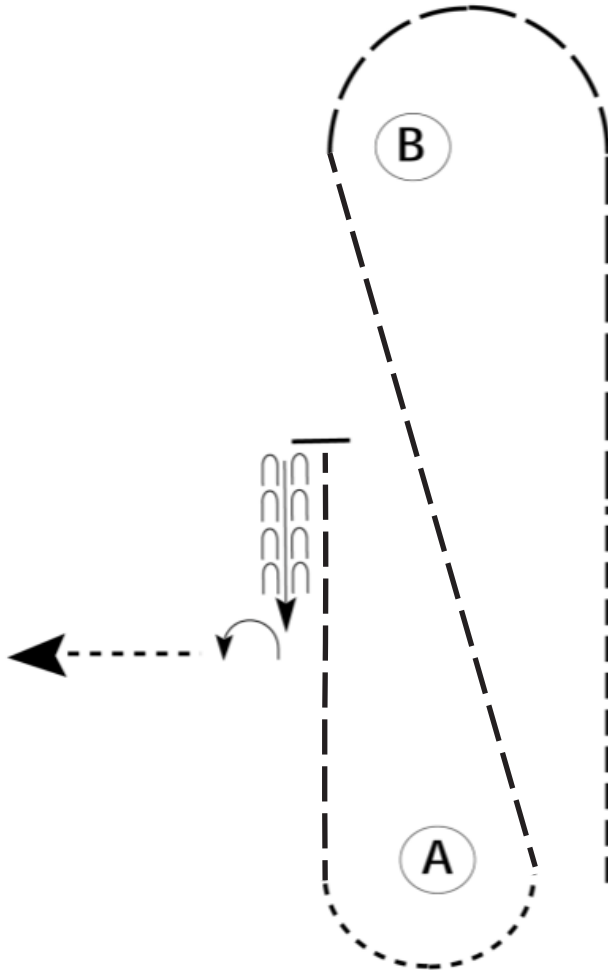
Pattern is complete. Find a place on the rail for rail work.

Walk	-----
Jog	-----
Extended Jog	-----
Lope	—————
Lead Change	
Back	
Marker	ⓑ

ROLLING HILLS SADDLE CLUB

HORSEMANSHIP W/J (93)

April 26, 2026



Be ready at A.

1. Jog halfway to B.
2. Extend the jog to and around B.
3. At B, resume normal jog diagonally back to A.
4. Walk around A.
5. Jog halfway to B.
6. Stop and back 2 horse lengths.
7. Perform a 90 degree turn to the left.
8. Walk straight away.

Pattern is complete. Find a place on the rail for rail work.

Walk	-----
Jog	- - - - -
Extended Jog	— — — —
Lope	—————
Lead Change	
Back	
Marker	ⓑ