



SUPERIOR FORMING SOLUTIONS LTD

Super-Form™
Formwork Systems

Bracket System Brochure

• S A F E R • F A S T E R • S U S T A I N A B L E

Superior Forming Solutions Ltd.

t: 0330 043 3024 e: sales@super-form.co.uk w: www.super-form.co.uk www.roadform.uk
2nd Floor College House, 17 King Edwards Road, Ruislip, London, HA4 7AE

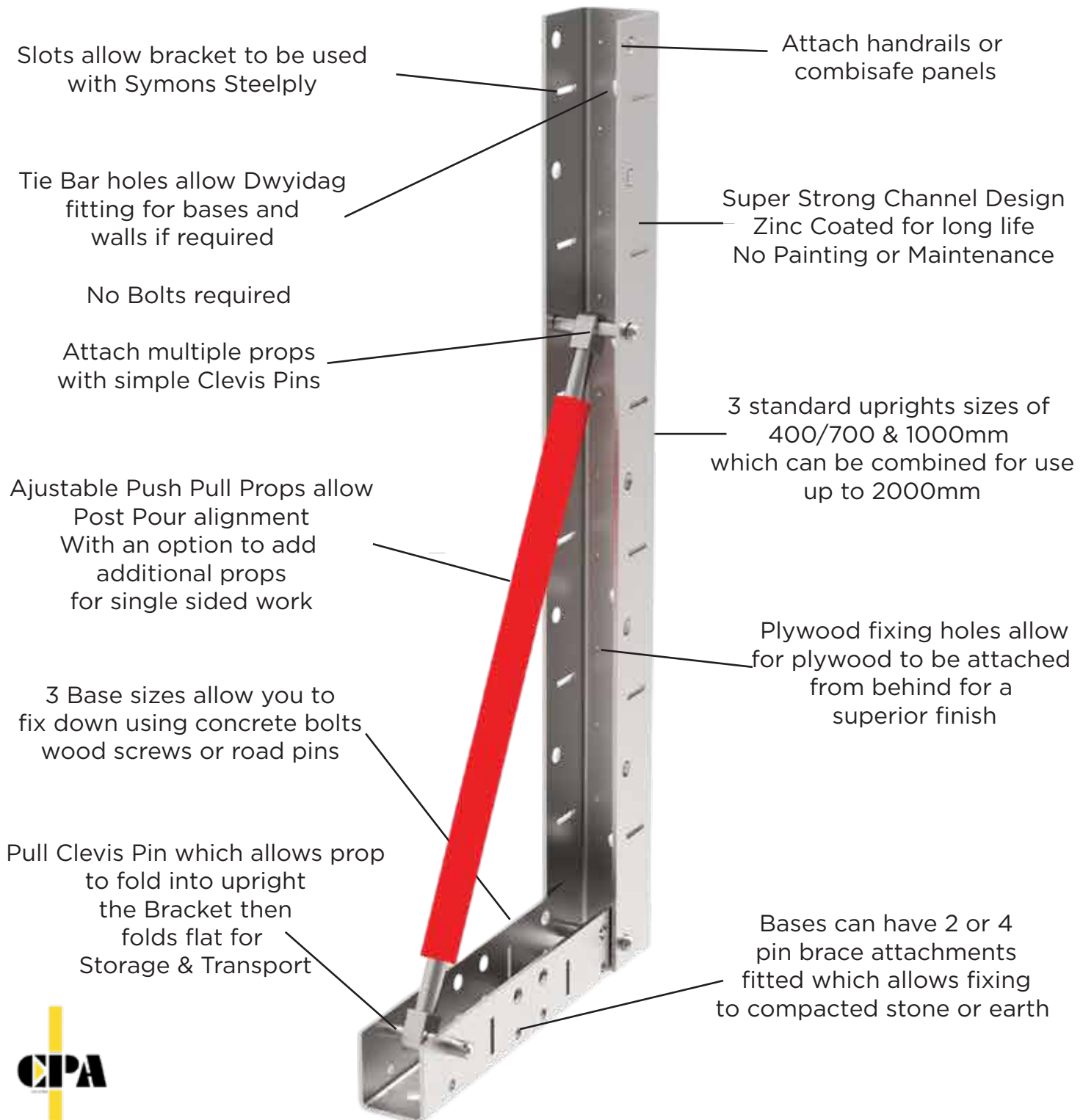


SUPERIOR FORMING SOLUTIONS LTD

Super-Form™

Formwork Systems

The Super-Form™ Bracket System



Members of the CPA
Construction Plant Hire Association

Copyright Superior Forming Solutions Ltd, Patent Pending

• S A F E R • F A S T E R • S U S T A I N A B L E

Superior Forming Solutions Ltd.

t: 0330 043 3024 e: sales@super-form.co.uk w: www.super-form.co.uk www.roadform.uk
2nd Floor College House, 17 King Edwards Road, Ruislip, London, HA4 7AE



SUPERIOR FORMING SOLUTIONS LTD

Super-Form™ Formwork Systems

MAIN FEATURES

THE STRONGEST, FASTEST & MOST FLEXIBLE FORMWORK SYSTEM ON THE MARKET

AVAILABLE TO RENT OR BUY

NO BOLTS, SIMPLE CLEVIS PINS WITH CLIPS, SO NO TOOLS NEEDED

FOLDS FLAT FOR STORAGE & FOR LOW COST TRANSPORTATION

ADJUSTABLE PUSH PULL PROP ALLOWS PRE & POST POUR ADJUSTMENT

COMES IN 3 HANDY BRACKET SIZES 400mm / 700mm & 1000mm
CAN BE JOINED TO MAKE 9 HEIGHTS UP TO 2000MM HIGH

3 BASES SIZES 85mm / 230mm & 420mm FITS IN TIGHT SPACES

BASE & UPRIGHTS ARE ALL INTERCHANGEABLE AND SO OFFER HUNDREDS OF
COMBINATIONS FOR ANY TYPE OF CONCRETE POUR OR GROUND CONDITION

POUR STRAIGHT OR RADIUS SLABS, BASES, WALLS & SHEET PILE CAPPING BEAMS

MULTIPLE USES, CAN BE USED AS A FORMWORK SYSTEM ON ITS OWN OR AS
AN ADJUSTABLE PROP FOR TIMBER FORMWORK OR WITH SYMONS STEEL PLY

BETTER FINISH THAN A PANEL SYSTEM, LIGHTER AND MORE FLEXIBLE

STRONG 5MM THICK ZINC COATED CHANNEL DESIGN, WON'T RUST

ABILITY TO ADD DYWIDAG TIE BARS FOR BEAMS AND WALL POURS

EASILY ATTACH HANDRAILS OR EVEN COMBISAFE PANELS ON SLAB EDGE POURS

FIX BASES DOWN WITH CONCRETE BOLTS / WOOD SCREWS OR ROAD PINS

CUTS CARBON USE BY UP TO 80%, CUTS WASTAGE AND TIMBER USE

COSTS 60% LESS THAN PER M2 THAN TIMBER FORMWORK OVERALL

**WE WON'T BE BEATEN ON PRICE, WE WILL
BEAT ANY GENUINE LIKE FOR LIKE QUOTE !**

• S A F E R • F A S T E R • S U S T A I N A B L E

Superior Forming Solutions Ltd.

t: 0330 043 3024 e: sales@super-form.co.uk w: www.super-form.co.uk www.roadform.uk
2nd Floor College House, 17 King Edwards Road, Ruislip, London, HA4 7AE



SUPERIOR FORMING SOLUTIONS LTD

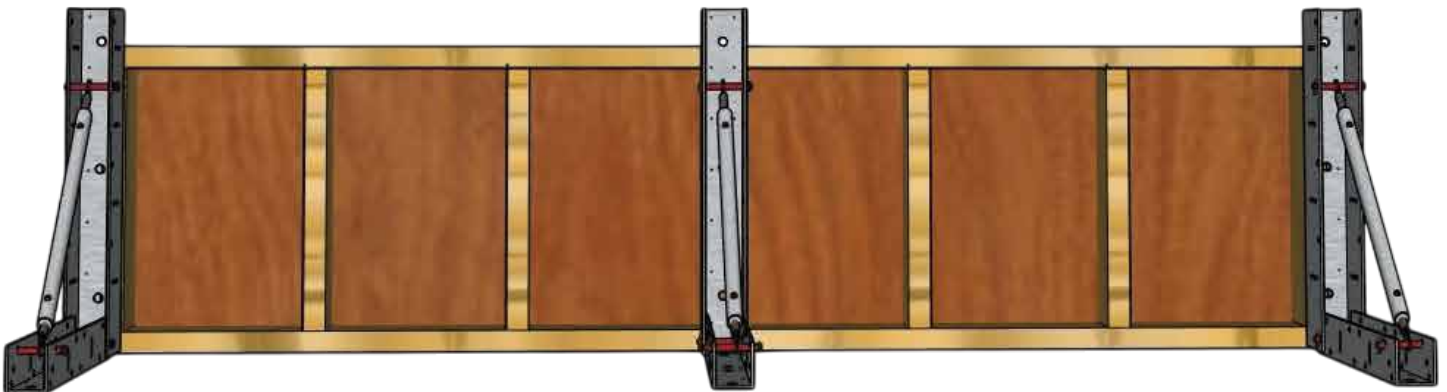
Super-Form™ Formwork Systems

MAIN USES

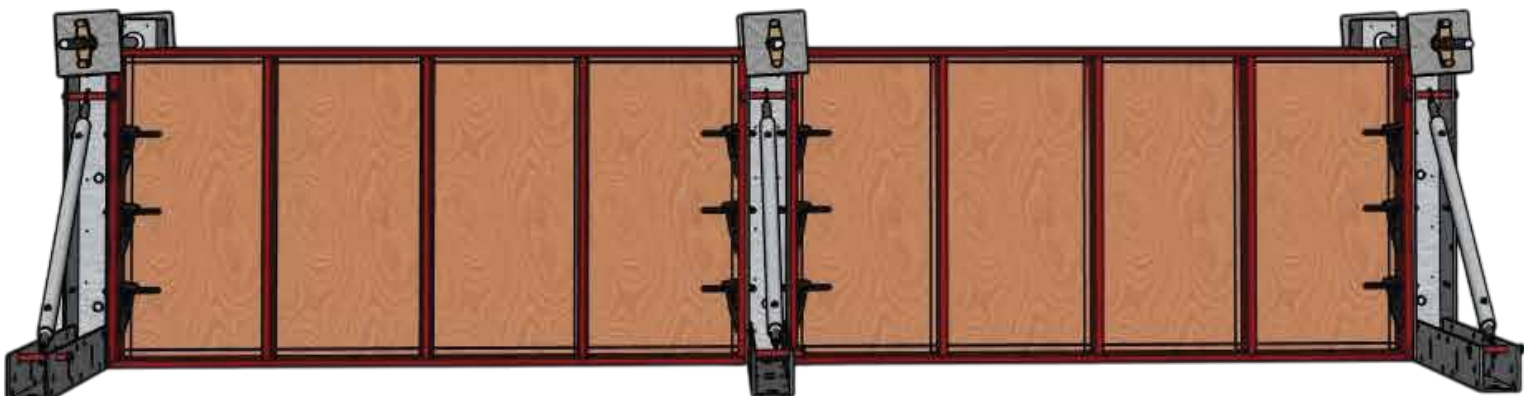
On its own at 525-610mm centres, simply fix down, plumb up and add ply & pour concrete
NO Formwork to make! Faster than Timber formwork and gives cost savings of 60%



Works with timber formwork at up to 1200mm centres (option to add tie bars & handrails)
allows post pour alignment, stops uplift and faster & more efficient than timber props



With Symons Steelply, can be used at up to 1500mm centres (option to add tiebars & handrails)
Stronger, adjustable propping and no snap ties needed!



Copyright Superior Forming Solutions Ltd, Patent Pending

• S A F E R • F A S T E R • S U S T A I N A B L E
Superior Forming Solutions Ltd.

t: 0330 043 3024 e: sales@super-form.co.uk w: www.super-form.co.uk www.roadform.uk
2nd Floor College House, 17 King Edwards Road, Ruislip, London, HA4 7AE

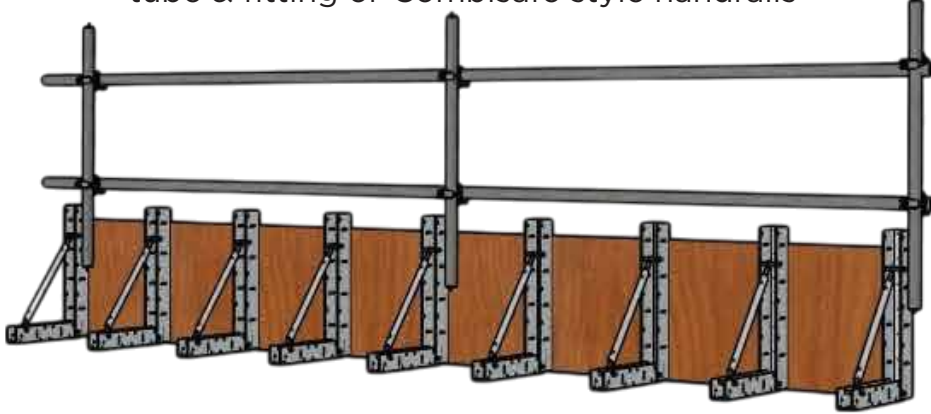


SUPERIOR FORMING SOLUTIONS LTD

Super-Form™ Formwork Systems

SUPER-FORM™ IN USE

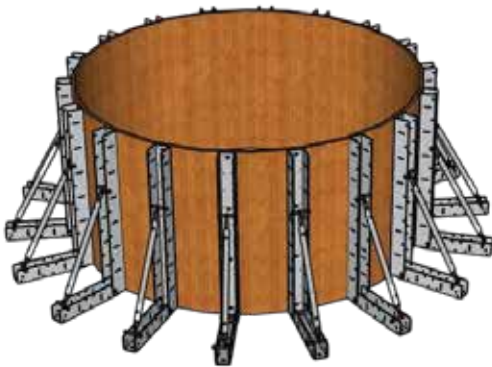
Slab edge with handrail with ability to attach tube & fitting or Combisafe style handrails



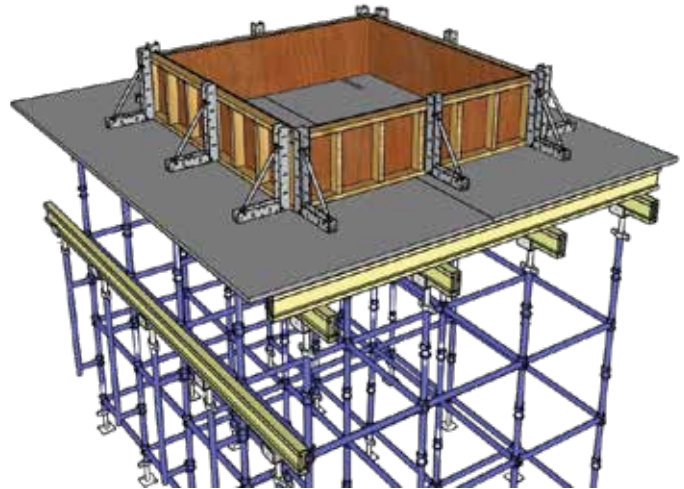
Beams & Walls with Tie Bars over



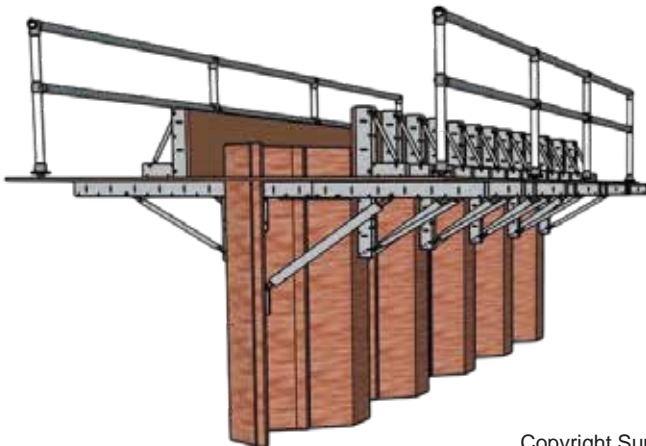
Radius or irregular shapes



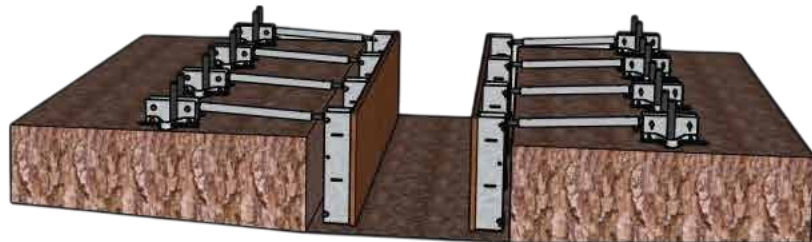
On decking for High Rise



Sheet pile capping beams soffit & sides with handrails



Trenches & tight spaces are easy with small bases and ability to detach bases and props



Copyright Superior Forming Solutions Ltd, Patent Pending

• S A F E R • F A S T E R • S U S T A I N A B L E

Superior Forming Solutions Ltd.

t: 0330 043 3024 e: sales@super-form.co.uk w: www.super-form.co.uk www.roadform.uk
2nd Floor College House, 17 King Edwards Road, Ruislip, London, HA4 7AE



SUPERIOR FORMING SOLUTIONS LTD

Super-Form™

Formwork Systems

3 UPRIGHTS

Large Upright 975 mm
(1000mm when on base)



Medium Upright 675 mm
(700mm when on base)



Small Upright 375 mm
(400mm when on base)



400mm / 15.8"

700mm / 27.6"

775mm / 30.5"

1000mm / 39.4"

1075mm / 42.4"

1087mm / 42.8"

1375mm / 54.2"

1387mm / 54.6"

1675mm / 66"

1687mm / 66.5"

1975mm / 77.8"

3 BASES

Small base just 85mm fits inside upright channel
for tight spaces and wall applications



Medium Base 230mm (Left) with
optional pin brace attachments shown (Right)



Large Base 420mm (Left) with
optional pin brace attachments shown (Right)



Also used as a joining section
between 2 uprights



Copyright Superior Forming Solutions Ltd, Patent Pending

• S A F E R • F A S T E R • S U S T A I N A B L E
Superior Forming Solutions Ltd.

t: 0330 043 3024 e: sales@super-form.co.uk w: www.super-form.co.uk www.roadform.uk
2nd Floor College House, 17 King Edwards Road, Ruislip, London, HA4 7AE



SUPERIOR FORMING SOLUTIONS LTD

Super-Form™

Formwork Systems

MUTIPLE CONFIGURATIONS

Standard brackets come in Small 400mm / Medium 700mm & Large 1000mm as Standard

Fix down with concrete bolts, wood screws or road pins or add additional pin brace attachments

BASE EXAMPLES

Small bases just 85mm
can be used on all
uprights with detached prop

Medium bases just 230mm
used on Small & Medium
brackets as standard

Large bases just 420mm
used on Medium & Large
brackets as standard




CONFIGURATION EXAMPLES

Option to add additional
pin brace attachments
2 or 4 per bracket
Ideal for compacted ground

Option to use
Medium base with a
detached base
with pin braces

Option to use
Small base
with detached
base & prop

Option to join Uprights
(2 x Large uprights shown)
Ability to detach bases
and use additional props shown



Copyright Superior Forming Solutions Ltd, Patent Pending

• S A F E R • F A S T E R • S U S T A I N A B L E

Superior Forming Solutions Ltd.

t: 0330 043 3024 e: sales@super-form.co.uk w: www.super-form.co.uk www.roadform.uk
2nd Floor College House, 17 King Edwards Road, Ruislip, London, HA4 7AE



SUPERIOR FORMING SOLUTIONS LTD

Super-Form™ Formwork Systems

STANDARD BRACKETS

Small bracket
400mm (H) x 230 (D)
(Medium base)



Medium bracket
700mm (H) x 230 (D)
(Medium base)



Large bracket
1000mm (H) x 420 (D)
(Large base)



TRANSPORTATION

We offer low cost delivery on the UK palletised network, 3 day delivery is standard
we also offer Next Day Delivery options as well as delivery on our own trucks

Brackets fold flat for transport
Small / Medium & Large shown



Stillage packed for Delivery



Copyright Superior Forming Solutions Ltd, Patent Pending

• S A F E R • F A S T E R • S U S T A I N A B L E

Superior Forming Solutions Ltd.

t: 0330 043 3024 e: sales@super-form.co.uk w: www.super-form.co.uk www.roadform.uk
2nd Floor College House, 17 King Edwards Road, Ruislip, London, HA4 7AE