



SUPERIOR FORMING SOLUTIONS LTD

Super-Form™  
Formwork Systems

# Road Form Slab Edge Brochure

• S A F E R • F A S T E R • S U S T A I N A B L E

**Superior Forming Solutions Ltd.**

t: 0330 0437 870 e: [sales@super-form.co.uk](mailto:sales@super-form.co.uk) w: [www.super-form.co.uk](http://www.super-form.co.uk) [www.roadform.uk](http://www.roadform.uk)  
2nd Floor College House, 17 King Edwards Road, Ruislip, London, HA4 7AE



SUPERIOR FORMING SOLUTIONS LTD  
**S u p e r - F o r m <sup>TM</sup>**  
**F o r m w o r k S y s t e m s**

## The Super-Form <sup>TM</sup> Road Form

### Straight Road Form



No Slides / No Bolts  
with our Patented  
Receiving and Locating ends  
simply push forms  
together to join

Patented fixing attachment  
stops forms from  
warping and bending

Patented fixing attachment  
allows up to 3 pin brace holders  
or ability to stack  
or attach hand rails

### Radius Road Form



Members of the CPA  
Construction Plant Hire Association

Copyright Superior Forming Solutions Ltd, Patent Pending

• S A F E R • F A S T E R • S U S T A I N A B L E  
**Superior Forming Solutions Ltd.**

t: 0330 0437 870 e: sales@super-form.co.uk w: www.super-form.co.uk www.roadform.uk  
2nd Floor College House, 17 King Edwards Road, Ruislip, London, HA4 7AE



SUPERIOR FORMING SOLUTIONS LTD

# Super-Form™ Formwork Systems

## MAIN FEATURES

### ‘More than just a road form’

Its unique ability to remove pin braces and add push pull props or handrails allows it to be used as a slab edge formwork system for high rise slabs with ability to attach combisafe or other slab edge systems

Super-Form™ road form is unique, its patented joining system means no slides/bolts, just push 2 forms together and they interlock with no fixings

Unique fixing attachment system means you can have 1, 2 or 3 pin brace holders or add an adjustable push pull prop or even attach handrails

Available in 100mm / 150mm / 200mm / 250mm & 300mm heights plus ability to stack road forms together for additional heights

Comes in 1.2m / 2.4m & 3.0m lengths.

Straight & radius versions available in all heights and lengths

Design means they don't bend or buckle, they stay straight!

Our rental road forms come zinc coated as standard, so no maintenance no rust and unlike other systems they stay straight!

Accessories include internal corners and a plywood joint system that means you can make your pour the size you need

The very latest innovation in formwork technology a multi use slab edge system that is completely unique

Available in plain steel or zinc coated comes with dowel holes as standard but also available without holes

**AVAILABLE TO RENT OR BUY THROUGHOUT THE UK & WORLDWIDE**

**WE WE WONT BE BEATEN ON RENTAL PRICE!  
WILL BEAT ANY RENTAL LIKE FOR LIKE QUOTE!**

Copyright Superior Forming Solutions Ltd, Patent Pending

• S A F E R • F A S T E R • S U S T A I N A B L E

**Superior Forming Solutions Ltd.**

t: 0330 0437 870 e: sales@super-form.co.uk w: www.super-form.co.uk www.roadform.uk  
2nd Floor College House, 17 King Edwards Road, Ruislip, London, HA4 7AE




SUPERIOR FORMING SOLUTIONS LTD

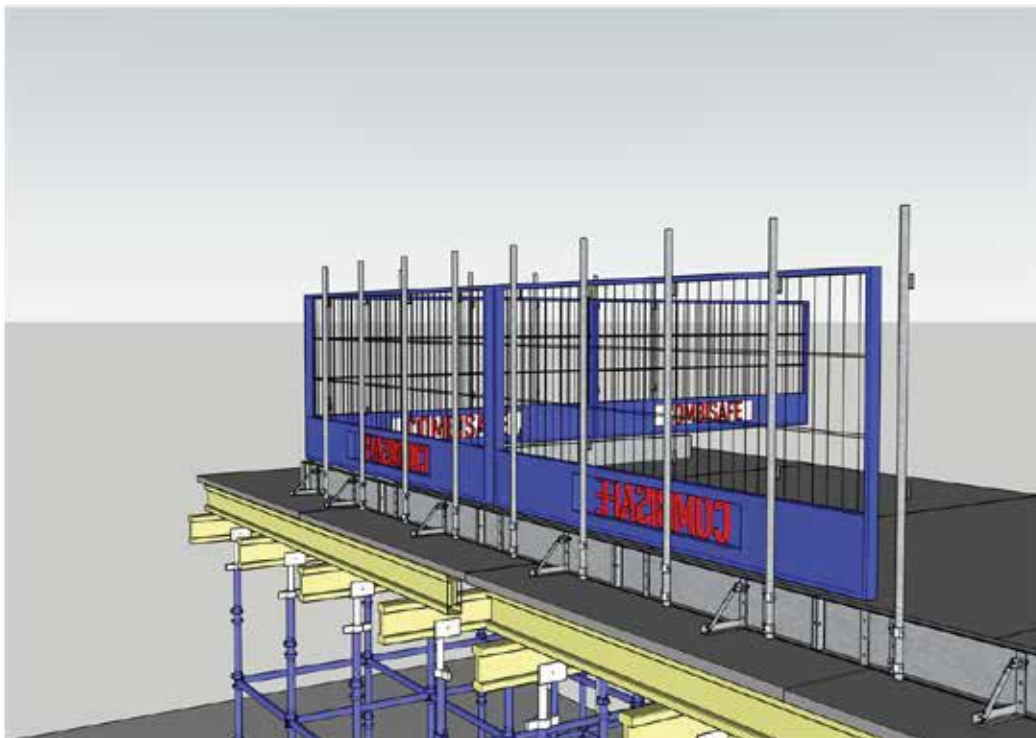
# Super-Form™ Formwork Systems

## High Rise Slab Edge

Pin braces can be exchanged for adjustable push pull props  
and also allow you to attach tube & fitting handrails



Also compatible with Combisafe or other slab edge protection systems



Copyright Superior Forming Solutions Ltd, Patent Pending

• S A F E R • F A S T E R • S U S T A I N A B L E

**Superior Forming Solutions Ltd.**

t: 0330 0437 870 e: [sales@super-form.co.uk](mailto:sales@super-form.co.uk) w: [www.super-form.co.uk](http://www.super-form.co.uk) [www.roadform.uk](http://www.roadform.uk)  
2nd Floor College House, 17 King Edwards Road, Ruislip, London, HA4 7AE



SUPERIOR FORMING SOLUTIONS LTD

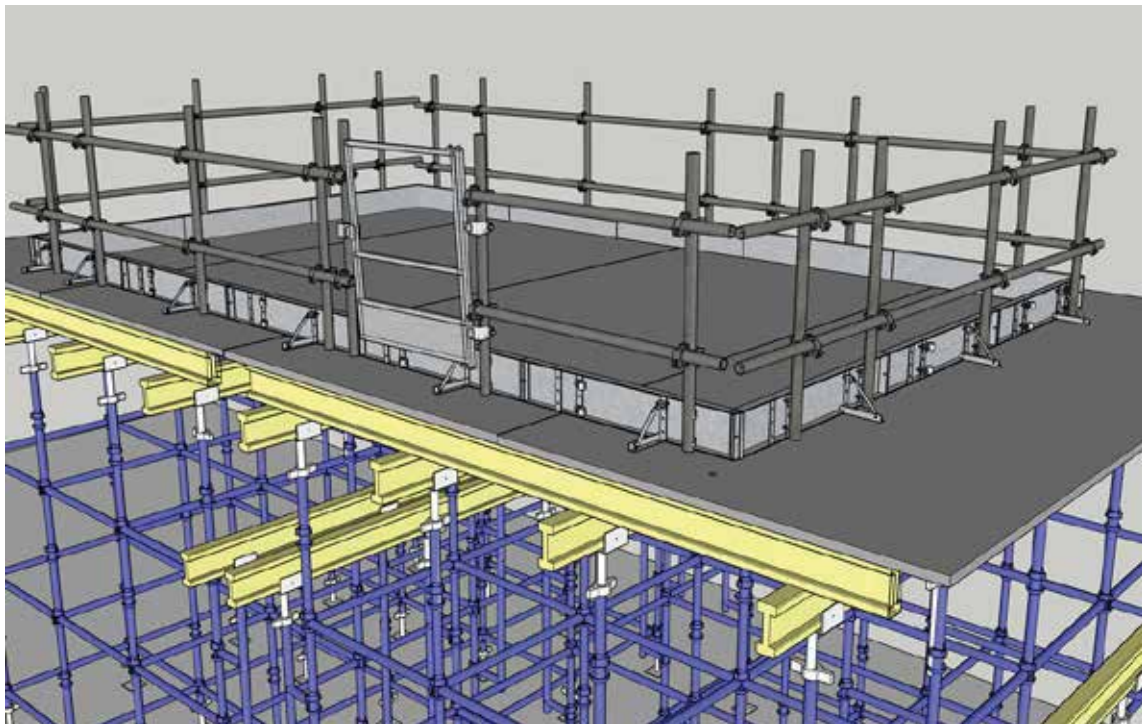
# Super-Form™ Formwork Systems

## High Rise Slab Edge Comparison

**FROM THIS: Unsafe method/ High waste / Little re-use**



**TO THIS: Stronger/ Safer / Re-align after pour / Re-use again and again**



Copyright Superior Forming Solutions Ltd, Patent Pending

• S A F E R • F A S T E R • S U S T A I N A B L E

**Superior Forming Solutions Ltd.**

t: 0330 0437 870 e: [sales@super-form.co.uk](mailto:sales@super-form.co.uk) w: [www.super-form.co.uk](http://www.super-form.co.uk) [www.roadform.uk](http://www.roadform.uk)  
2nd Floor College House, 17 King Edwards Road, Ruislip, London, HA4 7AE



SUPERIOR FORMING SOLUTIONS LTD

# Super-Form™ Formwork Systems

## Accessories

**No more overlapping, work in from corners and use our  
ply joint accessory to fill any gaps**



**Corners are easy with our internal corner accessory**



Copyright Superior Forming Solutions Ltd, Patent Pending

• S A F E R • F A S T E R • S U S T A I N A B L E

**Superior Forming Solutions Ltd.**

t: 0330 0437 870 e: [sales@super-form.co.uk](mailto:sales@super-form.co.uk) w: [www.super-form.co.uk](http://www.super-form.co.uk) [www.roadform.uk](http://www.roadform.uk)  
2nd Floor College House, 17 King Edwards Road, Ruislip, London, HA4 7AE



SUPERIOR FORMING SOLUTIONS LTD

# Super - Form <sup>TM</sup>

## Formwork Systems

### Examples

**One pin brace, can also have handrail attachment fitted**



**Two pin braces, can also have handrail attachment fitted**



**Three pin braces for use with heavy duty beam screeds**



**Two x 200mm road forms stacked**



Copyright Superior Forming Solutions Ltd, Patent Pending

• S A F E R • F A S T E R • S U S T A I N A B L E

**Superior Forming Solutions Ltd.**

t: 0330 0437 870 e: [sales@super-form.co.uk](mailto:sales@super-form.co.uk) w: [www.super-form.co.uk](http://www.super-form.co.uk) [www.roadform.uk](http://www.roadform.uk)  
2nd Floor College House, 17 King Edwards Road, Ruislip, London, HA4 7AE



# SUPERIOR FORMING SOLUTIONS LTD

## Super - Form <sup>TM</sup>

## Formwork Systems

### Product List

DESCRIPTION	HEIGHT	LENGTH
-------------	--------	--------

Straight Road Form	100mm	1200mm
Straight Road Form	150mm	1200mm
Straight Road Form	200mm	1200mm
Straight Road Form	250mm	1200mm
Straight Road Form	300mm	1200mm

Straight Road Form	100mm	2400mm
Straight Road Form	150mm	2400mm
Straight Road Form	200mm	2400mm
Straight Road Form	250mm	2400mm
Straight Road Form	300mm	2400mm

Straight Road Form	100mm	3000mm
Straight Road Form	150mm	3000mm
Straight Road Form	200mm	3000mm
Straight Road Form	250mm	3000mm
Straight Road Form	300mm	3000mm

Radius Road Form	100mm	1200mm
Radius Road Form	150mm	1200mm
Radius Road Form	200mm	1200mm
Radius Road Form	250mm	1200mm
Radius Road Form	300mm	1200mm

Radius Road Form	100mm	2400mm
Radius Road Form	150mm	2400mm
Radius Road Form	200mm	2400mm
Radius Road Form	250mm	2400mm
Radius Road Form	300mm	2400mm

Radius Road Form	100mm	3000mm
Radius Road Form	150mm	3000mm
Radius Road Form	200mm	3000mm
Radius Road Form	250mm	3000mm
Radius Road Form	300mm	3000mm

#### Accessories

Ply Joint Left & Right Hand	100mm
Ply Joint Left & Right Hand	150mm
Ply Joint Left & Right Hand	200mm
Ply Joint Left & Right Hand	250mm
Ply Joint Left & Right Hand	300mm

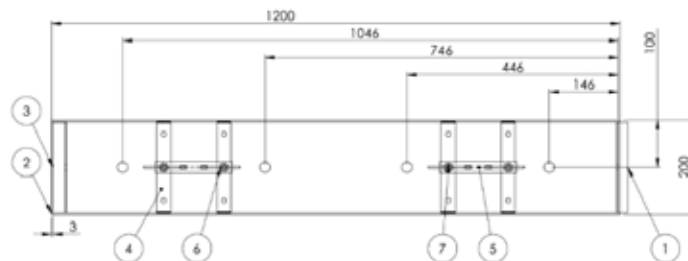
Int Corner Left & Right Hand	100mm
Int Corner Left & Right Hand	150mm
Int Corner Left & Right Hand	200mm
Int Corner Left & Right Hand	250mm
Int Corner Left & Right Hand	300mm

Road Pins	20mm x 600mm
Small Push Pull Prop	200mm
Stake Puller	N/A
Dowel Hole Caps	N/A

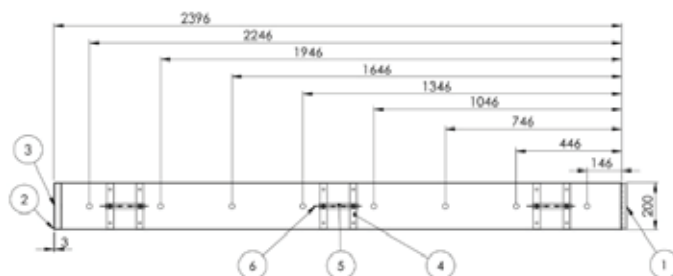
#### Stillages

Stillage Small	1200mm x 1000mm
Stillage Medium	2000mm x 1000mm
Stillage Large	2400mm x 1000mm

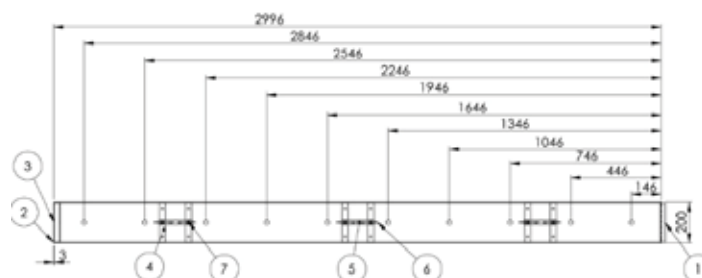
1200mm long drawing



2400mm long drawing



3000mm long drawing



Item No	Description
1	Locating End
2	Main Channel
3	Receiving End
4	Fixing End
5	Pin Brace Attachment
6	Wedge
7	Fixing Bolt
8	Fixing Bolt

Copyright Superior Forming Solutions Ltd, Patent Pending

• S A F E R • F A S T E R • S U S T A I N A B L E

**Superior Forming Solutions Ltd.**

t: 0330 0437 870 e: sales@super-form.co.uk w: www.super-form.co.uk www.roadform.uk  
2nd Floor College House, 17 King Edwards Road, Ruislip, London, HA4 7AE