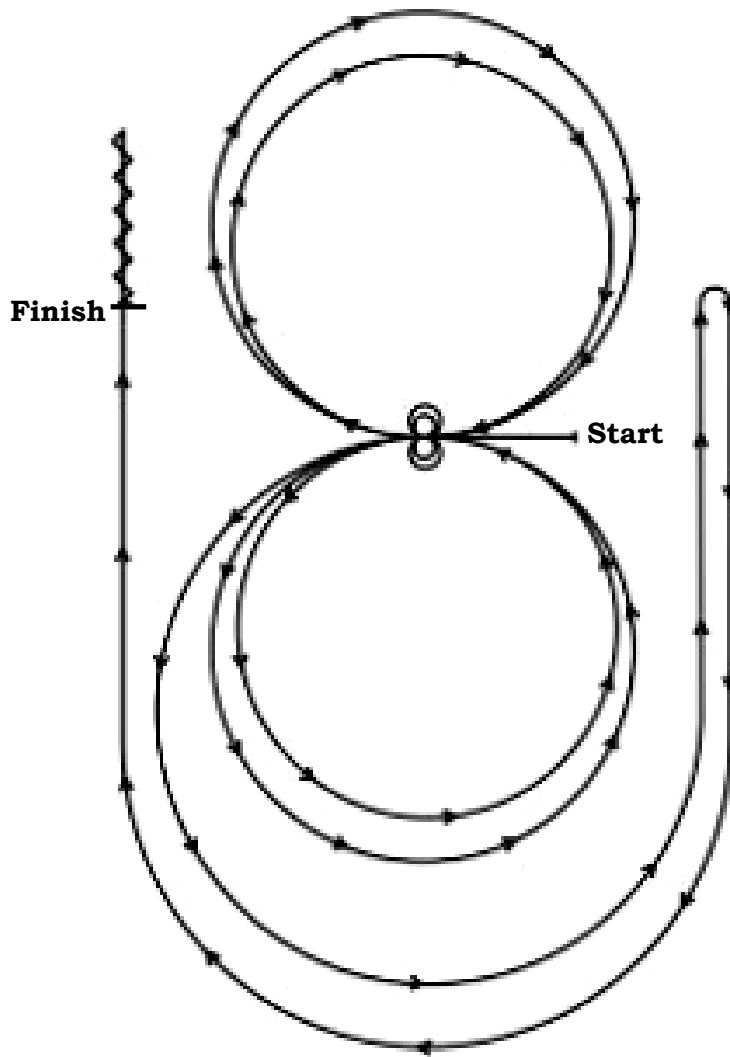


MRC Ranch Show Series

Show Date: 08-02-2025

Ranch Reining- Class #11 Green W/T



****W/T
Reining****

**Trot Small
circles. Extend
trot Large fast
circles and run
downs.**

Horses may walk or trot to the center of the arena. Horses must walk or stop prior to starting pattern. Beginning at the center of the arena facing the left wall or fence.

1. Beginning on the left lead, complete two circles to the left. Stop at center of the arena. Hesitate.
2. Complete two spins to the left. Hesitate.
3. Beginning on the right lead complete two circles to the right. Stop at the center of the arena. Hesitate.
4. Complete two spins to the right. Hesitate.
5. Beginning on the left lead, go around the end of the arena, run down the right side of the arena past center marker, stop and roll back to right.
6. Continue around the end of the arena to run down the left side of the arena past the center marker. Stop. Back up.

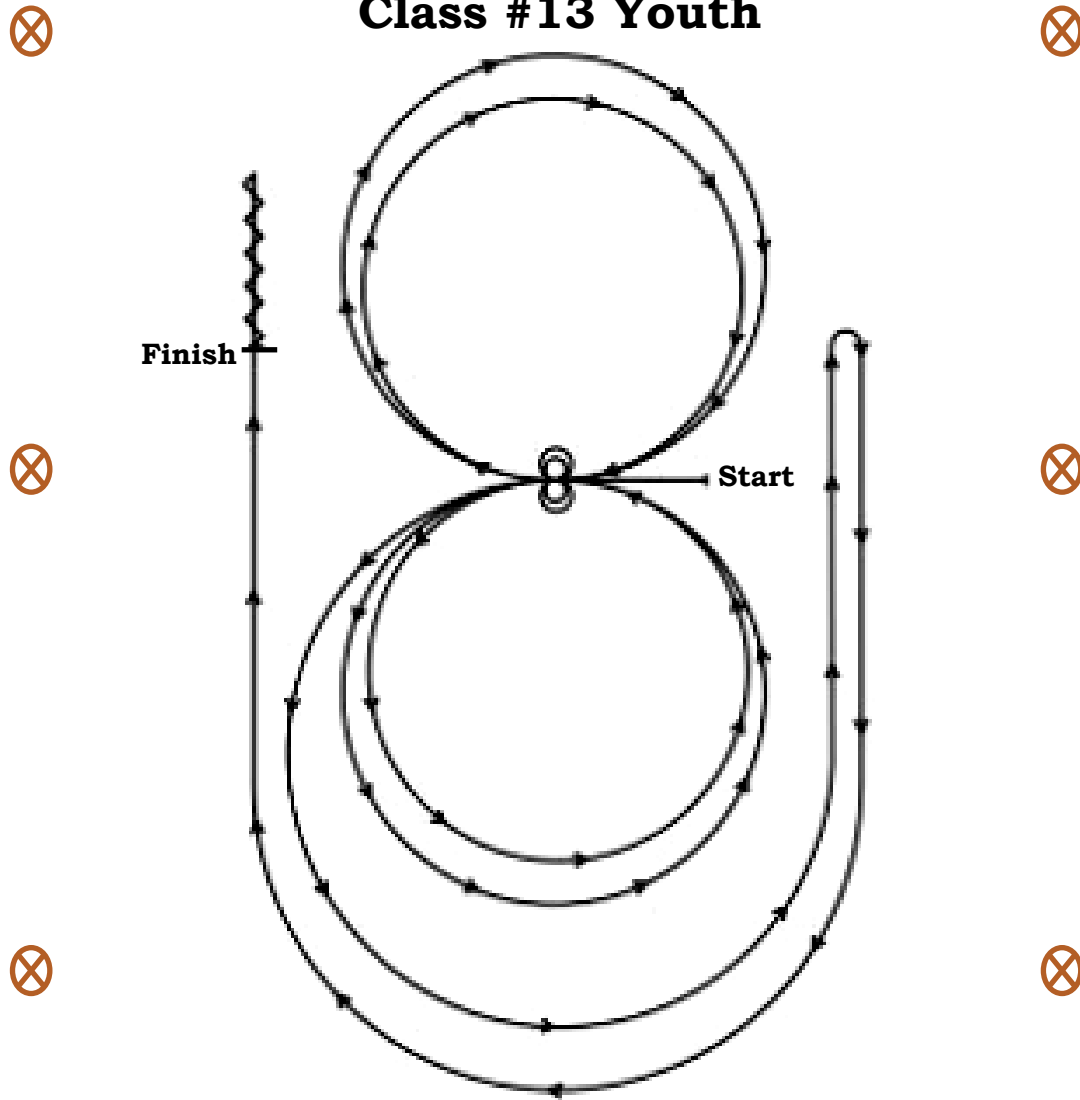
Hesitate to show completion of pattern.

**Patterns Provided by:
Tammie Whitt (Judge)**

MRC Ranch Show Series

Show Date: 08-02-2025

Ranch Reining- Class#12 Green Class #13 Youth



Horses may walk or trot to the center of the arena. Horses must walk or stop prior to starting pattern. Beginning at the center of the arena facing the left wall or fence.

1. Beginning on the left lead, complete two circles to the left. Stop at center of the arena. Hesitate.
2. Complete two spins to the left. Hesitate.
3. Beginning on the right lead complete two circles to the right. Stop at the center of the arena. Hesitate.
4. Complete two spins to the right. Hesitate.
5. Beginning on the left lead, go around the end of the arena, run down the right side of the arena past center marker, stop and roll back to right.
6. Continue around the end of the arena to run down the left side of the arena past the center marker. Stop. Back up.

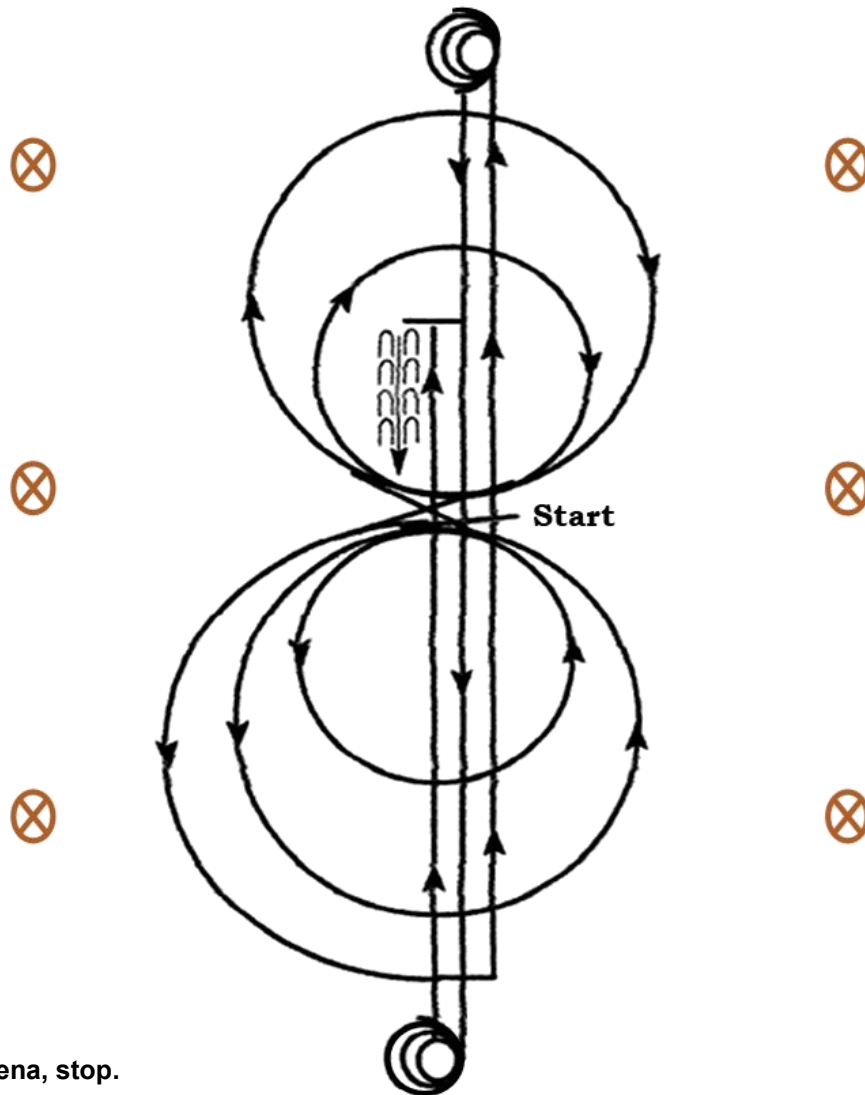
Hesitate to show completion of pattern.

**Patterns Provided by:
Tammie Whitt (Judge)**

MRC Ranch Show Series

Show Date: 08-02-2025

Ranch Reining- Class #14 Open



Trot to center of arena, stop.

Start pattern facing judge.

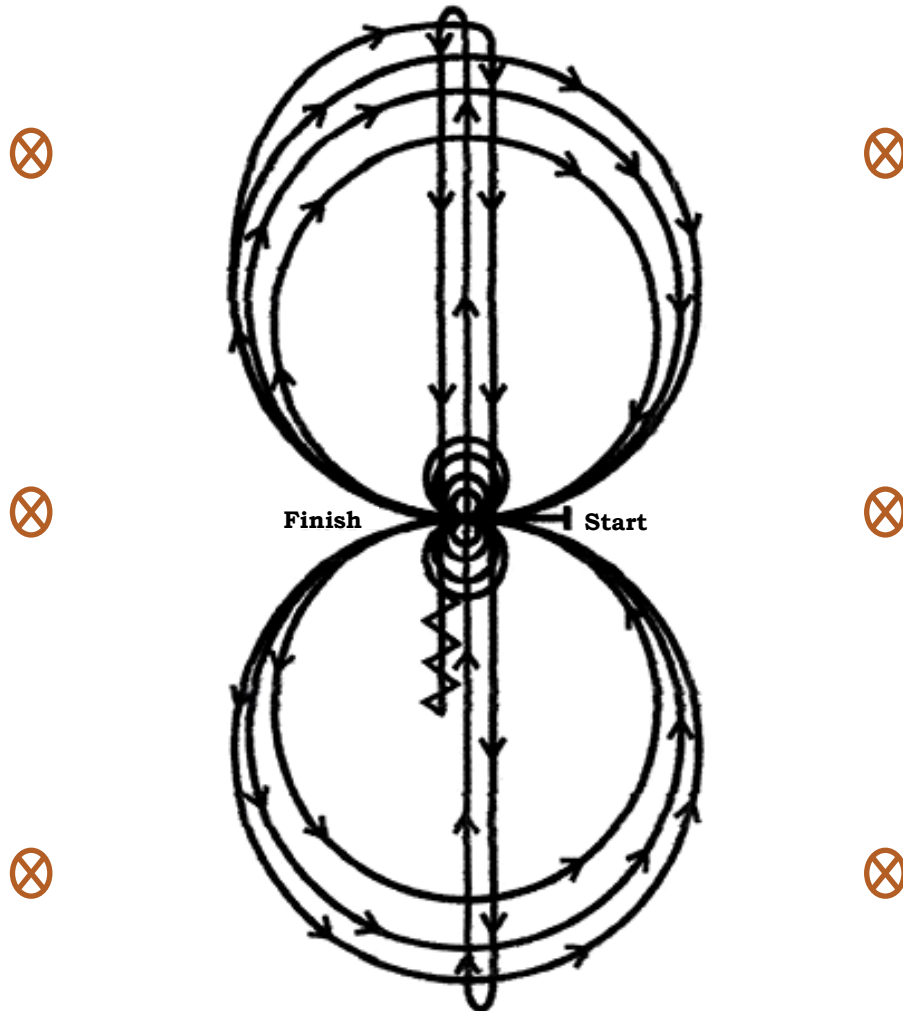
1. Beginning on the left lead, complete two circles to the left; first circle large and fast, the second circle small and slow. Change leads to the right.
2. Complete two circles to the right; the first circle large and fast, the second circle small and slow. Change leads to the left.
3. Continue around end of arena without breaking gait or changing leads. Run down center of arena past end marker and execute a square sliding stop.
4. Complete 3 1/2 spins to the rights.
5. Run down center of arena past end marker and execute a square sliding stop.
6. Complete 3 1/2 spins to the right.
7. Run down center of arena past center marker and execute a square sliding stop.
8. Back at least 10 feet.
9. Hesitate to show completion of pattern.

**Patterns Provided by:
Tammie Whitt (Judge)**

MRC Ranch Show Series

Show Date: 08-02-2025

Ranch Reining- Class #15 Champion of Champions



Horses may walk or trot to the center of the arena. Horses must walk or stop prior to starting pattern. Beginning at the center of the arena facing the left wall or fence.

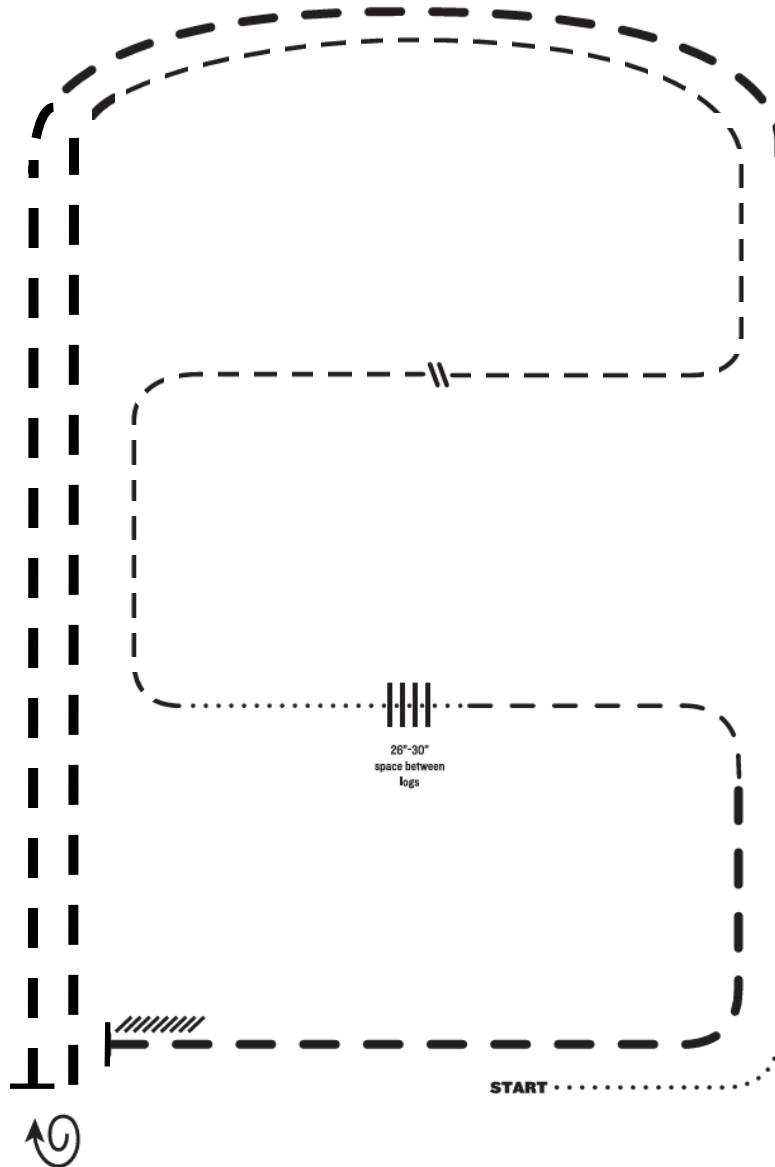
1. Beginning on the right lead, complete three circles to the right: the first circle small and slow; the next two circles large and fast. Change leads at the center of the arena.
2. Complete three circles to the left: the first circle small and slow; the next two circles large and fast. Change leads at the center of arena.
3. Continue around previous circle to the right. At the top of the circle, run down the middle to the far end of arena past the end marker and do a right rollback—no hesitation.
4. Run up the middle to the opposite end of the arena past the end marker and do a left rollback—no hesitation.
5. Run past the center marker and do a sliding stop. Back up to the center of the arena or at least ten feet. Hesitate.
6. Complete four spins to the right. Hesitate.
7. Complete four spins to the left. Hesitate to show completion of pattern.

**Patterns Provided by:
Tammie Whitt (Judge)**

MRC Ranch Show Series

Show Date: 08-02-2025

Ranch Riding - Class #21 Green W/T



LEGEND

.....	Walk
.....	Extended Walk
---	Trot
---	Extended Trot
---	Lope
---	Extended Lope
////	Back
\\	Lead Change

1. Walk
2. Trot
3. Extended Trot
4. Stop 1 1/2 turn to the Right
5. Extended Trot
6. Trot
7. Walk
8. Walk over logs
9. Trot
10. Extended Trot
11. Stop and Back

Show Date: 08-02-2025

Class #23 Youth
Class #24 Open



- X Lead Change
 • • Walk
 — — Trot
 — — Ext Trot
 — — Lope
 — — Ext Lope
 // // // // // Back

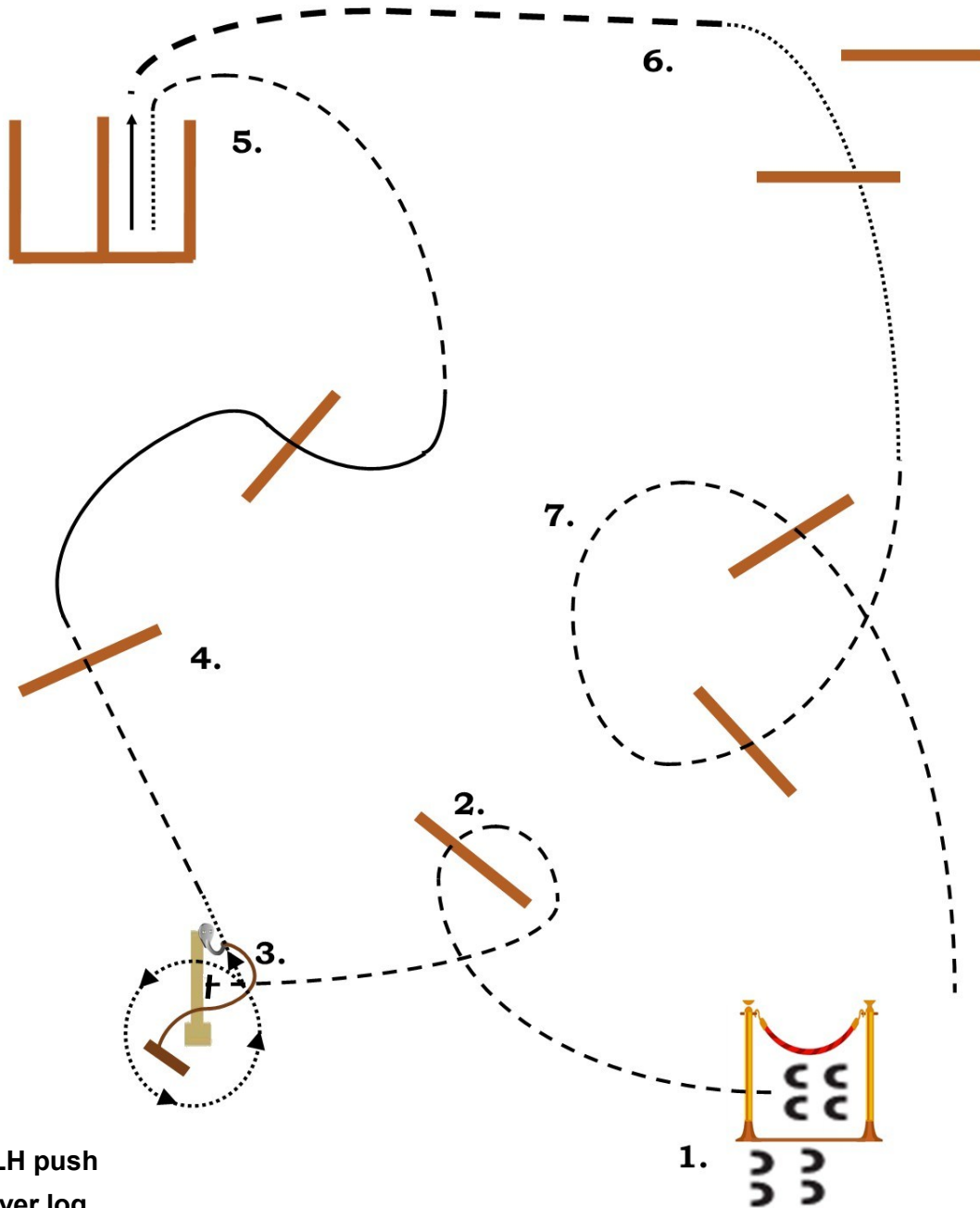
1. Trot
2. Trot over two sets of logs
3. Trot circle, stop and side pass left over log
4. Walk
5. Lope right lead
6. Change leads (simple or flying)
7. Lope left lead
8. Extended lope left lead
9. Extended trot
10. Trot
11. Walk
12. Stop and back
13. 360° turn each direction (either direction 1st) (L-R or R-L)

MRC Ranch Show Series

Show Date: 08-02-2025

Ranch Trail - Class #16 In-Hand

Class #17 Green W/T



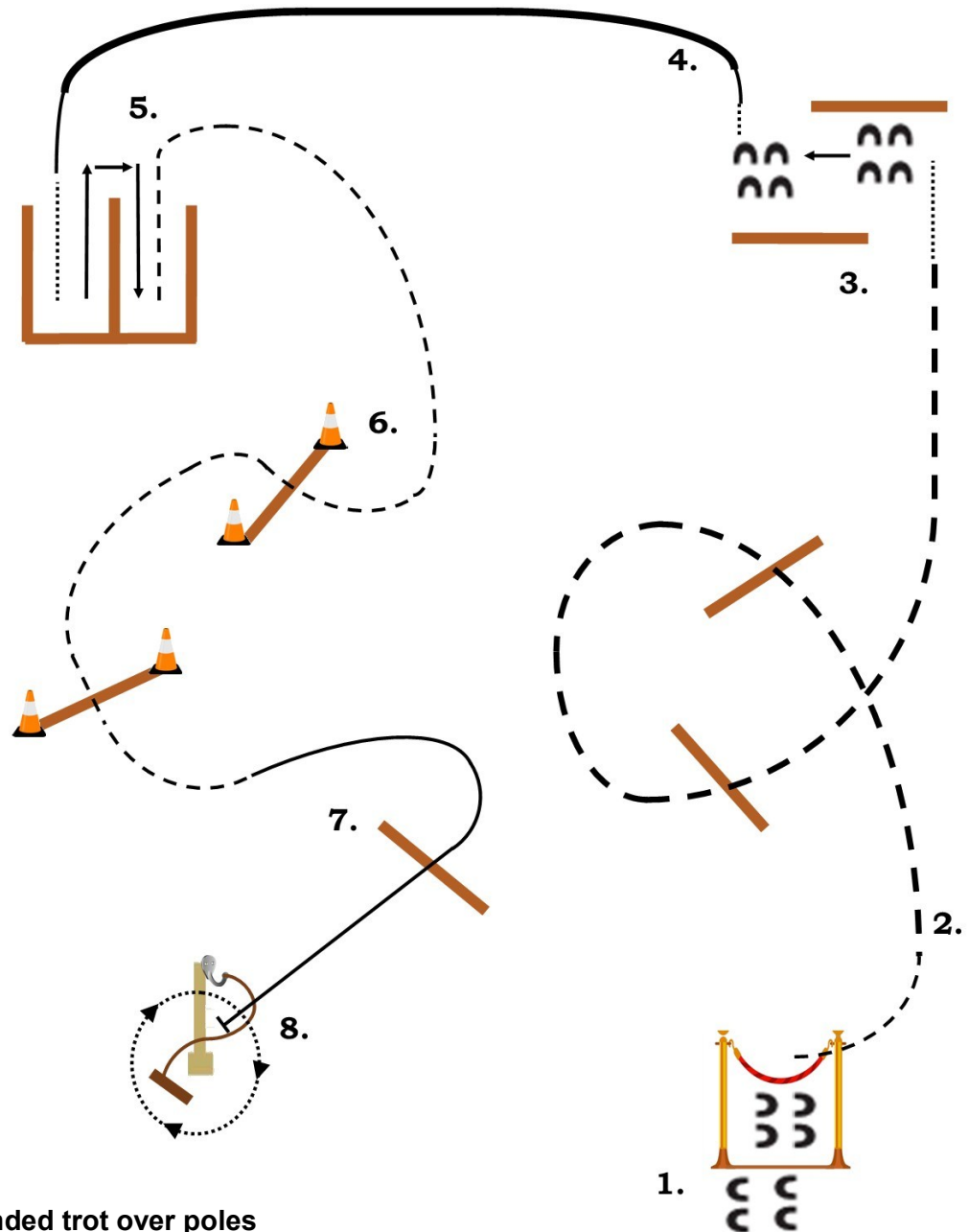
1. Gate LH push
2. Trot over log
3. Stop, pick up item, carry around as shown at a walk
4. Trot serpentine
5. Walk into chute, back out
6. Extend trot, walk over pole
7. Trot over poles

MRC Ranch Show Series

Show Date: 08-02-2025

Ranch Trail - Class #18 Green

Class #19 Youth

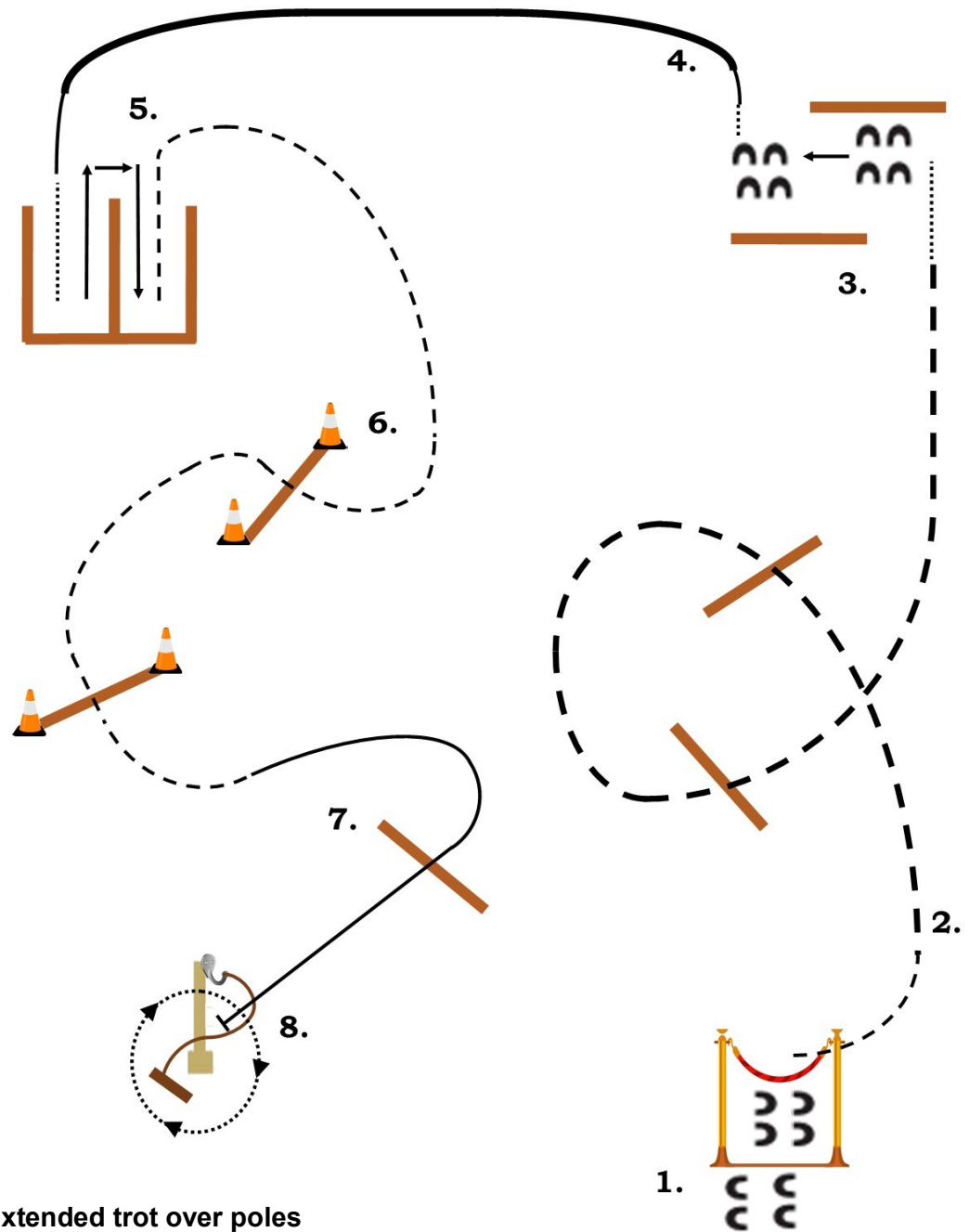


1. Gate RH push
2. Trot, build to Extended trot over poles
3. Walk, side pass left between poles
4. Lope Left lead, Extended lope, collect
5. Walk into chute, back around as shown
6. Trot serpentine
7. Lope Right lead over pole
8. Pick up item and carry around as show

MRC Ranch Show Series

Show Date: 08-02-2025

Ranch Trail - Class #20 Open



1. Gate RH push
2. Trot, build to Extended trot over poles
3. Walk, side pass left between poles
4. Lope Left lead, Extended lope, collect
5. Walk into chute, back around as shown
6. Trot serpentine
7. Lope Right lead over pole
8. Drag log around as shown.