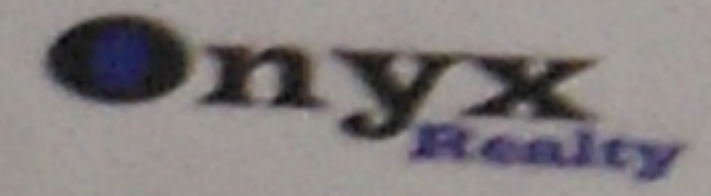


# Exterior Color Schemes

(February, 2009)



## Melrose Subdivision

### Voice of Color Crossovers


Amber Beige	413-4 Prairie Dust
Chapel Gray	512-5 Olive Gray
Almond	313-3 Soft Sande
Sandstone	412-3 Tabu
Sand Call	313-2 Almond Paste
Earth Brown	426-6 Belgian Chocolate
White Jade	312-2 Bamboo
Gray Cedar	515-4 Patches
Lumber Shadow	515-5 Stonehenge Greige
Nut Beige	516-5 Stone Gray
Espresso Gray	415-6 Ruffled Clam
Salmi Rose	535-6 Oakwood Brown
Greenstone Gray	508-5 Gray Heron
Antique Pewter	507-4 Georgian Silver
Chamberland Gray	511-6 Autumn Gray



Approved Shingle color: Weatheredwood



Body 413-4 Prairie Dust  
 Trim 1 413-4 Prairie Dust  
 Trim 2 312-2 Bamboo  
 Trim 3 513-6 Dark Ash  
 Accent 1 312-2 Bamboo  
 Accent 2 513-6 Dark Ash  
 Accent 3 512-6 Rattan Palm



Body 512-5 Olive Gray  
 Trim 1 512-5 Olive Gray  
 Trim 2 312-2 Bamboo  
 Trim 3 415-6 Ruffled Clam




Body 313-3 Soft Suede  
 Trim 1 313-3 Soft Suede  
 Trim 2 515-5 Stonehenge Greige  
 Trim 3 515-6 Patches  
 Accent 1 508-5 Gray Heron  
 Accent 2 507-4 Georgian Silver  
 Accent 3 535-6 Oakwood Brown



Body 412-3 Tabu



Body 313-2 Almond Paste  
 Trim 1 313-2 Almond Paste  
 Accent 1 508-5 Gray Heron  
 Accent 2 507-4 Georgian Silver  
 Accent 3 535-6 Oakwood Brown



Body 426-6 Belgian Chocolate



# Melrose Subdivision

## Voice of Color Crossovers

Amber Beige	413-4 Prairie Dust
Chapel Gray	512-5 Olive Gray
Almond	313-3 Soft Suede
Sandstone	412-3 Tabu
Sand Cali	313-2 Almond Paste
Earth Brown	426-6 Belgian Chocolate
White Jade	312-2 Bamboo
Gray Cedar	515-6 Patches
Umber Shadow	515-5 Stonehenge Greige
Nut Beige	516-5 Stone Gray
Empress Gray	415-6 Ruffled Clam
Salem Rose	535-6 Oakwood Brown
Greenstone Gray	508-5 Gray Heron
Antique Pewter	507-4 Georgian Silver
Cumberland Gray	511-6 Autumn Gray



PITTSBURGH  
PAINTS