


SHERA Floor Board

It's time to take fiber cement flooring innovation to the next level with *SHERA Floor Board*. By being of better quality than any other wood-chip cement boards or typical plywood, *SHERA Floor board* can ensure durability in any weather conditions, resistance to water-fire-termites as well as the ability to support heavier weight, thus it can be a perfect flooring material throughout the building. Save your time and money by choosing floorboard that's designed for a quick installation. Plus you can conveniently apply *SHERA Floor Board* as a substrate for various finishings as well.



Product Information

SHERA Floor Board	Size (cm.) (Thickness*Width*Length)	Weight (kg./pc.)	Quantity (pc./sq.m.)	Application Area
Square Cut Edge For underlayment	0.8 x 122 x 244	37.26	0.34	indoor underlayment
	1.0 x 122 x 244	46.58		
	1.2 x 122 x 244	55.89		
Square Cut Edge For elevated floor	1.5 x 122 x 244	69.32	0.34	indoor and outdoor elevated floor
	1.8 x 122 x 244	83.19		
	2.0 x 122 x 244	92.43		

*Available in metric size.





Table showing weight tolerance of SHERA Floor Board for one-way slab

SHERA Board's thickness kg./sq.m.	Joint spacing for one-way slab calculated with a factor of safety of 2.5			
	30 cm.	40 cm.	50 cm.	60 cm.
15 mm.	1,300	700	400	-
18 mm.	1,900	1,000	600	400
20 mm.	2,300	1,300	800	500

Table showing weight tolerance of SHERA Floor Board for two-way slab

SHERA board's thickness kg./sq.m.	Joint spacing for two-way slab calculated with a factor of safety of 2.5						
	30x30 cm.	30x40 cm.	30x60 cm.	40x40 cm.	40x60 cm.	60x60 cm.	
15 mm.	1,600	1,200	900	900	600	400	
18 mm.	2,400	1,700	1,300	1,300	900	600	
20 mm.	3,000	2,200	1,600	1,600	1,100	700	

- Remarks:
- 1.) Maximum point load for foot print of 30 cm x 30 cm is 150 kg for *SHERA* raised flooring system. Support spacing should be controlled within 610 mm maximum.
 - 2.) For one-way support, *SHERA* floor board shall be arranged its length direction perpendicular to frame direction.
 - 3.) Do not install while *SHERA* Floor Board is wet.