



The Interior Designer's Guide to Luxury Rug Curation

The Ultimate Resource for Custom Rug Design, Material Selection, and Bespoke Textile Solutions

Designers today expect more than off-the-shelf floor coverings—they want rugs that complement architecture, enhance mood, support high-traffic lifestyles, and feel undeniably luxurious. **Rug curation** is the art and science of selecting, designing, customizing, and producing the perfect rug for each project's requirements.

This comprehensive guide serves as a resource for everything related to custom rug design, fabrication, and sourcing. It provides an expansive overview of materials, construction methods, performance considerations, color development, sampling, installation, and the complete concierge experience provided by **The Rug Curator**.

Throughout this guide, you'll find pathways to deeper, specialized cluster articles where each subtopic is explored in detail—forming a structured, search-friendly roadmap through the world of custom rugs.

What Is Rug Curation?

Rug curation is a focus on creating a selection of original designs that meet design direction, budget, timelines, and composition and quality requirements. The Rug Curator addresses key elements of material science, construction, and craftsmanship while saving Designers hours of sourcing to find the perfect style on budget. Curation increases profit and creates a unique opportunity to define your own luxury brand. Curation process:

- Understanding the project's functional needs
- Defining aesthetic goals
- Selecting the appropriate construction and materials
- Customizing color, pattern, and texture
- Managing production and safeguarding timely delivery

The Rug Curator provides full-service curation—guiding interior designers from concept to installation with proprietary tools, premium samples, global workrooms, and a deeply tailored approach.

Learn more:

- *What Does a Rug Curator Do?* **[Rug Curator Role Explained]**
- *How Rug Curation Differs from Traditional Rug Buying* **[Rug Buying vs. Curated Design]**

1. Understanding Custom Rug Design

Custom rug design allows the designer to specify:



SIZE
QUALITY
PILE HEIGHT
CONTENT

1	Wool 6mm
2	Wool 4mm
3	Silk 6mm
4	Silk 4mm
5	Leather 4mm

- Size & shape
- Pile height & density
- Color and dye process
- Pattern or artwork
- Material composition
- Edge detail and finishing

For luxury interiors, the rug is often a primary design anchor. It frames the room, establishes scale, and influences light absorption and reflection.

Why Designers Choose Custom Rugs

- Perfectly fitted dimensions
 - Alignment with high-end furnishing plans
- Ability to reflect brand or client personality
 - Freedom to create unique textures or patterns
 - Superior longevity and material quality

Learn more:

- *How to Design a Custom Rug from Scratch* [**Custom Rug Design Step-by-Step**]
 - *How to Choose Rug Sizes for Every Room* [**Rug Size & Room Layout Guide**]
-

2. Rug Materials: A Curator's Guide

Material selection is one of the most important aspects of rug curation. Different fibers provide different levels of performance, sheen, softness, and durability.

2.1 Natural Fibers

Wool

The industry's gold standard.

Why designers love it:

- Durable and crush-resistant
- Naturally stain-repellent
- Luxurious handfeel
- Ideal for high-traffic spaces

Best for:

Living rooms, bedrooms, family rooms, hospitality suites

Learn more:

- *Wool Rug Benefits & Performance* [**Wool vs. Other Naturals**]
-



Silk

The pinnacle of luxury.

Characteristics:

- Exceptional sheen
- Extremely soft, refined texture

- Best suited for low-traffic or decorative spaces

Best for:

Formal living areas, primary suites, decorative accents

Learn more:

- *When to Use Silk in Custom Rugs* **[Silk Construction Guide]**
-

Jute

A more rustic, organic texture.

Benefits:

- Natural, earthy aesthetic
- Eco-friendly

Limitations:

- Lower durability
- Less stain resistance

Best for:

Coastal interiors, casual living rooms, layered rug applications

Learn more:

- *Jute vs. Sisal vs. Seagrass* **[Natural Fiber Comparisons]**



2.2 Performance & Synthetic Fibers

Nylon

A top choice for durability.

Advantages:

- Crush-resistant
- Colorfast
- Highly resilient

Best for:

High-traffic areas, kids' rooms, commercial spaces

PET Yarn

A designer favorite for modern projects.

Benefits:


- Made from recycled plastic bottles
- Soft, with a wool-like feel
- Great stain resistance
- Often bleach-cleanable

Best for:

Family-friendly homes, rentals, hospitality

Learn more:

- *Best Fibers for High-Traffic Projects*
[Performance Materials Guide]



3. Rug Construction Methods

The method of construction determines texture, price, lead time, and design flexibility.

3.1 Hand-Knotted Rugs

The highest standard of craftsmanship.

- Tight knots create refined detail
- Longest lifespan
- Best for luxury residential projects

Learn more:

- *Hand-Knotted Rug Construction* **[Knot Counts & Weave Types]**
-


3.2 Hand-Tufted Rugs

The most customizable method for modern design.

- Faster production
- Ideal for large-scale patterns
- Range of materials available

Learn more:

- *Hand-Tufted vs. Hand-Knotted: Which Is Best?*



3.3 Flatweave, Loomed, and Specialty Techniques

Includes:

- Kilim
- Soumak
- Tibetan Weave
- Jacquard
- Braided
- Felted

These techniques offer a broad spectrum of textures, thicknesses, and price points.

Learn more:

- *Complete Guide to Rug Weaving Techniques*



4. Custom Color Development & Pattern Creation

Color is one of the most powerful ways to tailor a rug to a room. The Rug Curator offers:

- Custom dyeing
- Color poms

- Artwork translation
- Digital rendering
- Strike-offs and approval samples

Patterns can be derived from:

- Architecture
- Textiles
- Wallpaper
- Art
- Brand identity
- Hand sketches

Learn more:

- *How Rug Color Poms Work*
- *Turning Art into a Rug Pattern*



5. Sampling, Prototyping & Strike-Offs

The sampling phase ensures that the rug's texture, color, and construction meet expectations before full production begins.

Types of Samples

- **Small fiber samples** (material only)
- **Mini strike-offs** (4"–8")
- **Full strike-offs** (12"–18")
- **Oversized samples** for high-end projects

Lead times vary depending on the construction method and dyeing.

Learn more:

- *What to Expect During the Strike-Off Process*

6. Lead Times, Production & Quality Control

Custom rugs typically have lead times from **6–20 weeks**, depending on:

- Construction method
- Material availability
- Dyeing process
- Size and complexity
- Production queue

What The Rug Curator Manages

- Workroom oversight
- Progress photos
- Loom setup
- Finishing and carving
- Quality checks
- Delivery logistics



Learn more:

- *[How Long Does a Custom Rug Take?](#)*

7. Installation, Delivery & Maintenance

Rug installation is the final—yet crucial—step.

Installation Considerations

- Rug pad selection
- Furniture weight distribution
- Seaming for oversized pieces
- Custom stair runners
- Avoiding curling or buckling

- Humidity & temperature impact

Care & Maintenance

The Rug Curator guides clients through:

- Cleaning protocols
- Professional washing frequency
- Spot treatment
- Fiber-appropriate stain care

Learn more:

- *Rug Care 101*
- *Choosing the Right Rug Pad*

8. High-Traffic vs. Luxury Spaces: How to Choose Materials & Construction

Different spaces require different rug solutions.

High-Traffic

Best materials:

- Nylon
 - PET Yarn
 - Wool (short pile)
- Best constructions:
- Hand-tufted
 - Flatweave
 - Machine-loomed

Luxury / Low-Traffic

Best materials:

- Silk



- Wool & silk blends
Best constructions:
- Hand-knotted
- Tibetan weave

Learn more:

- *Best Rugs for Every Room Type*

9. The Rug Curator Process: From Concept to Completion

The Rug Curator provides a concierge-level experience for interior designers, including:

Step 1: Discovery

- Project review
- Design goals
- Budget & timelines

Step 2: Material & Construction Recommendations

Based on traffic, performance, and aesthetics

Step 3: Design Development


- Sketches
- Artwork translation
- CAD renderings

Step 4: Sampling

- Fiber kits
- Strike-offs
- Color poms

Step 5: Production

- Workroom assignment



- Progress updates
- Quality control

Step 6: Delivery & Installation

White-glove logistics and support.

Learn more:

- *Inside the Luxury Rug Curation Experience*
-

10. When to Partner with a Rug Curator

Designers benefit from rug curation services when:

- Scale and proportion must be perfect
- Materials need to meet specific performance needs
- The project requires unique color-matching
- A client expects something original
- There is existing artwork to translate into textile form
- Large or unusual room layouts demand custom sizing



Learn more:

- *Why Interior Designers Use Rug Curators for High-End Projects*
-

11. Frequently Asked Questions

How much do custom rugs cost?

Costs vary widely by material, construction, and size. Wool hand-tufted rugs start at accessible price points, while silk hand-knotted rugs sit at the ultra-luxury end.

Are custom rugs worth it?



For designers working on high-end residential or hospitality projects, custom rugs ensure perfect scale, elevated construction, and tailored materials.

How long does the process take?

Lead times range from 6–20 weeks, depending on the technique.

Do I need a rug pad?

Yes—rug pads protect the floor, improve grip, add plushness, and lengthen rug life.

Learn more:

- [Custom Rug Pricing Guide](#)
- [Rug Pad Types & Benefits](#)

Complete Resource for Custom Rug Design

Let “The Ultimate Guide to Rug Curation” serve as your central hub to the world of bespoke rugs—covering materials, techniques, sampling, production, and installation.

This guide touches on the full spectrum of designer rug sourcing and curation services available at **The Rug Curator**.

Please reach out to drill down even further on details and strategies to create rugs with your own unique design aesthetic within a budget set by you.

Warmest regards,

Nancy, The Rug Curator

Native New Yorker and lover of all things chic!

nancy@therugcurator

914-509-1266

