



# Neighborhood Watch Newsletter



September 6, 2018

MAPLE VALLEY POLICE DEPARTMENT  
22017 SE WAX RD, PO BOX 320, MAPLE VALLEY, WA 98038  
<http://www.maplevalleywa.gov/departments-services/police-department>  
[policeinfo@maplevalleywa.gov](mailto:policeinfo@maplevalleywa.gov)



*We're bringing back the Neighborhood Watch Newsletter! This newsletter will be published bi-monthly. Please tune in to our [Facebook](#) page for additional police news and helpful information.*

## Tips on How to Prevent Car Prowls & Vehicle Thefts

### INSIDE THIS ISSUE

Car Prowl & Theft Prevention

Anti-Theft Devices

Fall Crime Prevention Tips

Online Reporting

Crime Reports

Community Emergency Preparedness Fair

1. Never leave the keys in the ignition, and never leave the engine running while you run into a store, drop something off, or warm up your car during cold winter mornings.

2. Always lock your car, even when running short errands to the grocery store or leaving your car in your own driveway. A car thief will walk right up to an unlocked car in broad daylight, hop in and be gone in 30 seconds. Locking the doors won't prevent him from breaking into or stealing your car, but it will slow him down and may discourage him enough to pick on someone else's car.

3. Never leave valuables (purses, backpacks, radar detectors, money, portable electronic devices, leather coats, etc.) in plain view. They encourage thieves to break in and help themselves. Either take the valuables with you or lock them out-of-sight in the trunk.

4. Park in well-lighted areas, preferably where there are people and/or traffic nearby. This also discourages casual thieves from breaking and entering.

5. Install an aftermarket alarm system on your vehicle. There are many different types from which to choose. A loud, annoying alarm may draw attention, but doesn't necessary deter theft (more often than not, it will draw unwanted attention when it goes off accidentally and annoys your neighbors). A good alarm system should trigger if someone breaks into the car (senses the door opening and/or the sound of breaking glass), opens the hood or trunk, or attempts to tow the vehicle (motion sensor). What's more, the system should disable the ignition so the would-be thief can't start the engine once he gets inside your vehicle.



6. Install a tracking system. This may not prevent a thief from stealing your vehicle, but it will help the police track him down, catch him and hopefully recover your vehicle intact. If your vehicle is stolen, a radio transmitter that is hidden inside the vehicle will be activated and will signal the police. The police send out a signal that activates the transmitter so they can pinpoint your vehicle's location.
7. Install a locking device (club or bar) on the steering wheel. These are inexpensive and discourage thieves by making it difficult to steer the vehicle. Thieves often get around such devices by sawing or cutting through the steering wheel. But a number of companies are now selling steel shields that install under the bar or club to make this more difficult. A shield will also protect the driver side air bag against theft (a hot-theft item these days because they're worth several hundred dollars apiece!)
8. One of the best ways to discourage professional car thieves (but not teenagers who want to steal your car for a joy ride) is to have all your vehicle's major components (including glass) marked with your vehicle's VIN number. Chop shops make their living by removing valuable parts and selling them to body repair shops. But it's much harder for them to do this if the parts have VIN numbers.
9. When driving in your car, you can minimize the risk of a "carjacking" by keeping your doors locked, paying attention to what's going on around you when stopping at an intersection and being ready to drive away should a stranger approach your vehicle. Some companies have also developed "carjacking" alarm systems that will disable the ignition after several minutes if the door is opened while the engine is running.



Motor vehicles are the primary mode of transportation for most of us, and often an indispensable part of our lives. But what would happen if your vehicle suddenly disappeared? More than 750,000 drivers fall victim to this costly crime each year.

[The National Highway Traffic Safety Administration](#) provides some helpful information on the pages to follow.



## Anti-Theft Devices

Common sense is the simplest and most cost-effective way to thwart thieves. Motorists with high-risk vehicles should also consider using several “layers” of protection.

### Layer #1 – Common Sense

#### **Ignition Keys**

If removed from the ignition after every use, ordinary ignition keys can significantly reduce the likelihood of theft.

Cost: Standard in all models  
Benefits: Easy to use

#### **Door Locks/Closed Windows**

Door locks, the original anti-theft device, and closed windows effectively limit access to the vehicle’s interior.

Cost: Standard in all models  
Benefits: Prevents easy access

#### **Park in a Well-Lit Area**

Parking in a well-lit area discourages thieves from approaching a vehicle because of visibility.

Cost: None  
Benefits: Prevents easy access

### Layer #2 – Warning Devices

#### **Audible Alarms**

Audible alarms are typically equipped with motion or impact sensors which trigger a 120-decibel siren.

Cost: \$150 - \$1,000  
Benefits: Effective in preventing thefts, burglaries and vandalism

#### **Steering Column Collars**

Steering column collars prevent thieves from “hot-wiring” the vehicle. Some collars are installed permanently. Others must be continuously activated.

Cost: \$100 - \$200 installed  
Benefits: Excellent protection for older vehicles

#### **Steering Wheel Locks**

A steering wheel lock is a metal bar designed to prevent the steering wheel from turning.

Cost: \$25 - \$100  
Benefits: Excellent visual deterrent

### Layer #2 – Warning Devices

#### **Steering Wheel/Brake Pedal Lock**

Prevents depression of the brake pedal.

Cost: \$15 - \$80  
Benefits: Excellent visible deterrent

#### **Wheel Locks**

Similar to the circular steel “boots” used by many large city police departments, tire locks prevent the vehicle from being driven.

Cost: \$80 - \$200  
Benefits: Excellent visible deterrent

#### **Tire Locks/Tire Deflators**

Attaches to the tire valve stem and causes the tire to go flat if the tire rotates before they are removed.

Cost: Under \$50  
Benefits: Easy and inexpensive to use.

#### **Theft Deterrent Decals**

Theft deterrent decals visually warn thieves the vehicle is protected by an alarm or other anti-theft devices.

Cost: \$2 - \$5  
Benefits: Inexpensive but effective

#### **Identification markers in or on vehicle**

Security labels marking various vehicle parts enabling the part to be identified if removed from the vehicle.

Cost: \$2 - \$15  
Benefits: Inexpensive, discourages thieves from stealing the vehicle and aids in recovery

#### **Window Etching**

Etching the vehicle identification number or other traceable number onto the vehicle’s windows makes it difficult for thieves to resell the vehicle or its parts.

Cost: Free to \$100  
Benefits: Discourages thieves from stealing the vehicle and aids in recovery

This material can be reprinted with attribution.

### **Layer #2 – Warning Devices**

#### **Laminated Glass**

Impact resistant protective glazing applied to vehicle windows designed to fortify the windows against penetration or splintering.

Cost: Standard  
Benefits: Excellent protection for vehicle windows

### **Layer #3 – Immobilizing Devices**

#### **Smart Keys**

Smart keys contain specially coded computer chips or radio frequencies. Without the exact key, the vehicle's engine cannot be started.

Cost: Standard in some models  
Benefits: Effective and extremely easy to use

#### **Fuse cut-offs**

Short circuits the electrical system, preventing the vehicle from starting.

Cost: \$40 - \$90  
Benefits: Inexpensive and relatively easy to install

#### **Kill Switches**

Kill switches inhibit the flow of electricity or fuel to the engine until a hidden switch is activated.

Cost: \$10 - \$125  
Benefits: Inexpensive and relatively easy to install

#### **Starter, ignition and fuel disablers**

Short circuits the electrical or fuel system, preventing the vehicle from starting, or causes the vehicle to stop running within a short time.

Cost: Standard in some models  
Benefits: Inexpensive and easy to use

### **Layer #4 – Tracking Devices**

#### **Tracking Devices**

Most tracking devices are electronic transmitters hidden in the vehicle which emit signals to the police or monitoring stations when the vehicle is reported stolen.

Cost: \$400 to \$1,500  
Benefits: Effective in recovering stolen vehicles

This material can be reprinted with attribution.



*As the Fall season sets in, temperatures drop and the sun sets earlier each day. While we are all busy enjoying the weather it is important to remember that this time of year is perfect cover for petty criminals. Here are a few simple tips that will help to keep you from being a victim of theft.*

**Turn on those lights!** Criminals don't like bright lights. A carefully placed floodlight on a motion sensor is an economical way to prevent people from lurking in the shadows.

**Where are your serial numbers?** When we solve a burglary one of our priorities is returning property to the rightful owner. That is why it is important to keep those serial numbers listed somewhere. If you have valuables that are not marked with a serial number you can check out an engraver from Maple Valley Police Department for free! 425-413-5158

**Don't be afraid to call!** You know what is normal for your neighborhood and what is out of the ordinary. If you see any suspicious activities please don't hesitate to call 911 or the non-emergency dispatch, 206-296-3311.

## DID YOU KNOW ?

You can file your non-emergent police report online

The Maple Valley Police contracts police services with the King County Sheriff's Office and offers the option of filing your non-emergent police report online. This option is available for citizens who live in Unincorporated King County or in any of the participating cities the King County Sheriff's Office provides police services for. When you file your qualifying report using our website, once it has been approved you will be able to print a copy of your report absolutely free!

You May File Online If The Crime:

- Is not an emergency
- Is not in-progress
- Occurred in Unincorporated King County or within city limits of participating agencies
- There are no known suspects
- No evidence was left behind
- This did not occur on a freeway
- Did not occur on Metro or Sound Transit
- You are the victim of the crime
- You have a valid email address

Reports may be filed in English, Cambodian, Chinese, Russian, Spanish, and Vietnamese.

Online reporting is available at: [www.ReportToSheriff.org](http://www.ReportToSheriff.org)

If your crime does not meet the requirements listed above, please call (206) 296-3311 so they may help you with your report.






## City of Maple Valley Crime Facts

To locate crime activities in your particular neighborhood please visit;

[Crime Reports](#)



Emergencies can happen at any time to anyone.








## ARE YOU READY?

**NOW** is the time to prepare. **JOIN** us at the annual

### COMMUNITY EMERGENCY PREPAREDNESS FAIR 2018

**Saturday, September 29, 2018 | 9 am – 2 pm**

Rock Creek Elementary School Gym and Parking Lot  
25700 Maple Valley Black Diamond Road SE  
Co-located with the Maple Valley Farmers' Market

-  Emergency Response Vehicles
-  Utility District Vehicles
-  Preparedness Demonstrations
-  Informational Displays
-  Vendors and More!

The Maple Valley Food Bank will be at the Fair and will accept non-perishable food items. Please support your community and stop by the Food Bank booth!

Sponsored by the City of Maple Valley, the City of Covington, the City of Black Diamond, Tahoma School District, King County Sheriff's Office, Maple Valley Fire & Life Safety, Puget Sound Regional Fire Authority, Maple Valley CERT and ARES, Soos Creek Water and Sewer, Cedar River Water and Sewer District, Covington Water District, Maple Valley Farmer's Market, Maple Valley Black Diamond Chamber of Commerce, and the Greater Maple Valley Community Center.