



sheet, and the five-year comparison of the general fund, revenue, and expenses. After discussion, Director Clifford suggested that Notes to the Financial Statements located on page 14 of Mr. West's audit report be updated to denote that the District's obligation to reimburse Hamilton Bee Cave, L.P., the developer of the District, for costs for the design and construction of water and drainage facilities on land with the District had been met. Mr. West agreed to make that change and provide an updated report. **Upon motion by Director Clifford, seconded by Director Koerner, and unanimously carried by the Board members present, the Board approved the audit as presented and authorized Lloyd Gosselink to file the audit with the Texas Commission on Environmental Quality.**

The Board next considered the bookkeeper's report, including payment of invoices, coordination on bookkeeping matters, TexPool investments, and reimbursement of costs to the Belvedere HOA under the Joint Use and Maintenance Agreement. Mr. Monzingo presented a Bookkeeper's Report that included a list of invoices and money transfers, attached as **Exhibit C**. Mr. Monzingo reviewed the list of invoices to the paid from the District's Checking Account and requested that the Board add Check No. 1216, payable to West Davis & Company for \$7,500 as payment in connection with the preparation of the District's audit. Director Clifford noted that invoices presented for payment included the second progress payment for the on-going Amenity Center Lot improvement project. Ms. Mitchell advised that she recommended approval of Pay Estimate No. 2 submitted by Fazzone Construction for \$4,632.87, copy attached as **Exhibit D**.

Next, Director Ubertini briefly reviewed the invoice submitted by the HOA under the Joint Use and Maintenance Agreement totaling \$29,948.84. He suggested that the District's Finance Subcommittee be authorized to work with the HOA to arrange for certain expenses paid by the HOA on behalf of the District to be billed directly to the District. Director Ubertini noted that such action would be more efficient and permit the District to achieve cost savings through its tax-exempt status by eliminating the sales tax component associated with these expenses. It was the consensus of the Board that the District's Finance Subcommittee be authorized to work with the HOA in this pursuit. **After discussion, upon motion by Director Koerner, seconded by Director Ubertini, and unanimously carried by the Directors present, the Board approved and authorized payments of all invoices, and money transfers set forth in Exhibit C attached.**

The next item to come before the Board was to consider action as necessary concerning a report from the District's liaison to the HOA and from the HOA liaison to the District. Director Clifford stated that no decision had been made by the HOA concerning the appointment of a new HOA liaison to the District. Mr. Greene stated that the HOA Board would be holding a meeting on February 17, 2021, at which time it was anticipated that a decision on the HOA liaison to the District would be made. Next, Mr. Greene stated that the HOA had ordered and received three radar speed signs that would be placed at specific roads within the District to help reduce incidents of speeding within the District.

Director Golde stated that the Board would next consider and take action regarding improvement, maintenance, and repair of existing and future assets owned or maintained by the District, including:

- A. Report from the District's Engineer;
- B. Update on Amenity Center Lot project; and

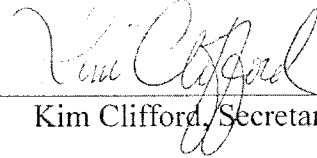
C. Change orders related to the Amenity Center Lot project.

Ms. Mitchell reviewed the District Engineer's report, attached as **Exhibit E**. The report included a brief overview of the Amenity Center Lot improvement project. She reported that Fazzone Construction had been requested to provide an updated completion schedule as the time for completion of the project had run. She continued by presenting Change Order No. 3, attached as **Exhibit F**, in the amount of \$7,032.00, which was requested to repair the erosion at the drainage outfall into the Lower Pond by installing a concrete pilot channel. She stated that the District's Engineering Subcommittee approved this Change Order as previously authorized by the Board at last month's regular Board meeting. Finally, Ms. Mitchell provided an update on the repair of the District's trail facilities and reported that no resident requests for the installation of landscaping within drainage facilities had been received.

The next item to come before the Board was to consider and take action on the 87<sup>th</sup> Regular Session of the Texas Legislature and the tracking of legislation impacting the District. Ms. Albright stated that there was nothing worthy of noting at this time.

After discussion, there being no further business, and upon motion made by Director Clifford, seconded by Director Ubertini, and unanimously carried by the Board members present, the meeting was adjourned at 6:48 p.m.

PASSED, APPROVED, AND ADOPTED THIS 16th day of February, 2021.



---

Kim Clifford, Secretary

MINUTES OF MEETING  
OF  
BOARD OF DIRECTORS

THE STATE OF TEXAS

§

COUNTY OF TRAVIS

§

BELVEDERE MUNICIPAL UTILITY DISTRICT

§

§

§

A regular meeting of the Board of Directors of Belvedere Municipal Utility District was held remotely on December 15, 2020, in accordance with the duly posted notice of said meeting. **The meeting was held remotely via videoconference call in accordance with the Governor's March 16, 2020 proclamation, as extended, suspending certain open meetings statutes in response to the current COVID-19 pandemic and statewide disaster declaration. No physical meeting space was made available. The public was provided a free videoconference link and a toll-free number to call in and participate in the meeting.** The roll was called of the members of the Board of Directors, to-wit:

Peter Golde	President
James Koerner	Vice President
Kim Clifford	Director
Ronald Ubertini	Director
Steven Bryson	Assistant Secretary

All the above-referenced members of the Board were present via videoconference, thus constituting a quorum of the Board of Directors. All Directors in attendance voted on all matters that came before the Board. Also participating by videoconference or telephone were Jeff Monzingo of Montoya & Monzingo, LLP; Cathy Mitchell and Jason Baze with Jones Carter Engineering, Inc.; Stefanie Albright and Kathryn Thiel, Attorneys and Fred Castro, Paralegal with Lloyd Gosselink Rochelle & Townsend, P.C.; and Lee Blanton, Mark Greene, and Thomas Wiles with the Belvedere Homeowners Association ("HOA").

Director Golde called the meeting to order at 6:00 p.m. and announced the Board would first receive public comment. No comments from the general public were received by the Board.

The next item to come before the Board was to consider the approval of the minutes of the November 17, 2020 regular meeting. **Upon motion by Director Koerner, seconded by Director Bryson, and unanimously carried by the Directors present, the Board approved the minutes of the November 17, 2020 regular meeting as presented, attached as Exhibit A.**

The Board next considered the bookkeeper's report, including payment of invoices, coordination on bookkeeping matters, TexPool investments, and reimbursement of costs to the Belvedere HOA under the Joint Use and Maintenance Agreement. Mr. Monzingo presented a Bookkeeper's Report that included a list of invoices and money transfers, attached as **Exhibit B**. He requested that the Board authorize the transfer of \$125,000 from the District's Checking

Account to the District's Money Market Account to generate interest income. Mr. Monzingo reviewed the list of invoices to be paid from the District's Checking Account and then moved on to payments to be paid out of the District's Capital Projects Account, including the Progress Payment Request No. 1 submitted by Fazzone Construction Co. **After discussion, upon motion by Director Koerner, seconded by Director Clifford, and unanimously carried by the Directors present, the Board approved and authorized payments of all invoices, and money transfers set forth in Exhibit B attached.**

The next item to come before the Board was to consider action as necessary concerning a report from the District's liaison to the HOA and from the HOA liaison to the District. Director Clifford stated that she had nothing to report at this time. Mr. Blanton announced that the HOA would be holding its annual meeting on December 17, 2020, and inquired whether the Board had any information it wished to pass along or present to the HOA membership at that time. After discussion, it was the consensus of the Board that no presentation concerning the District needed to be made at the HOA annual meeting.

Director Golde stated that the Board would next consider and take action as necessary regarding improvement, maintenance, and repair of existing and future assets owned or maintained by the District, including a report from the District's Engineer, copy attached as Exhibit C.

Ms. Mitchell provided a brief overview of the Amenity Center Lot improvements. She reported that Fazzone Construction had completed site demolition and reported that trail excavation, including irrigation and electrical improvements, had begun. Mr. Greene reported that plantings were being installed within both traffic islands and concrete footings had been poured for the retaining wall adjacent to the proposed parking pad. He mentioned that Fazzone Construction had been responsible for cutting the fiber optic cable to the Amenity Center building some six times. Mr. Greene noted that Fazzone agreed to encase a new fiber optic cable using PVC pipe to be laid once all landscaping improvements have been made to prevent this from happening in the future. Ms. Mitchell confirmed that this expense would be borne solely by Fazzone Construction.

Next, Ms. Mitchell presented Pay Estimate No. 1 submitted by Fazzone Construction for \$19,693.42, copy attached as Exhibit D, and recommended approval. She continued by presenting Change Order Nos. 1 and 2. Change Order No. 1, attached as Exhibit E, in the amount of \$977.55 would address the rutting along the edge of the pavement at the southwest corner of Flagler Drive and Rollins Drive. She noted that the proposed solution to the situation was to remove the flagstone currently in place and replace it with concrete and mortar the flagstone on top of the concrete so that it would be flush with the ribbon curb already there.

Ms. Mitchell added that Change Order No. 2, attached as Exhibit F, for \$5,037 was a modification of the boulder seating and river rock areas south of the Amenity Center building entrance and the addition of curbing along the southern edge of the last parking stall to help direct stormwater runoff to the nearby storm drain to prevent ponding of water. Mr. Greene advised that the HOA supported and had approved the contribution of \$2286 toward these two change orders. Ms. Mitchell recommended approval by the Board.

A discussion ensued regarding the allocation of costs between the HOA and the District as well as the handling of payment for these change orders. **After discussion, upon motion by Director Clifford, seconded by Director Bryson, and unanimously carried by the Directors present, the Board (i) approved the payment of Pay Estimate No. 1 submitted by Fazzone Construction for \$19,693.42, (ii) authorized the approval of Change Order Nos. 1 and 2 in the total amount of \$6,014.55 and (iii) accepted the HOA's contribution of \$2,286 leaving a balance of \$3,728.95 to be paid by the District for Change Order Nos. 1 and 2.**

Next, Ms. Mitchell stated that her office coordinated with Sunscape regarding the trail maintenance contract. She advised that the outstanding items noted after their first site visit in November 2020 would be addressed within the next two weeks. She added that Sunscape's next quarterly visit was scheduled to occur at the end of January 2021. Next, she reported that no new requests from property owners had been received regarding the installation of landscaping within drainage easements or ditches. Finally, Ms. Mitchell stated that the District received a proposal from Fazzone Construction for \$3,737.50 to repair the erosion at the drainage outfall into the Lower Pond, west of the Amenity Center, copy attached as **Exhibit G**. Director Clifford stated that the District's Engineering Subcommittee had visited the site and Director Bryson suggested that the Board consider the installation of a concrete trickle channel at this location.

In response to an inquiry from the Board, Mr. Baze stated that the proposal submitted by Fazzone Construction was a more aggressive solution to this situation than he had requested, but the proposal was a suitable solution to this erosion problem, as was the installation of a trickle channel as proposed by Director Bryson. He confirmed that the concrete trickle channel would offer a more long-term solution to the erosion problem at this location. A discussion ensued regarding the two approaches and the desire to take advantage of having Fazzone already on site. Mr. Blanton stated that the HOA supported a solution that would (i) stop further erosion on a long-term basis, (ii) avoid adding rocks/sediment to the pond and (iii) blend in with the surrounding environment.

**After discussion, upon motion by Director Clifford, seconded by Director Ubertini, and unanimously carried by the Directors present, the Board authorized the District's Engineering Subcommittee to work with Jones-Carter in (i) soliciting an additional proposal from Fazzone Construction for the construction of a concrete trickle channel to address the erosion at the drainage outfall into the Lower Pond, west of the Amenity Center, (ii) evaluating the two Fazzone Construction proposals and (iii) implementing the preferred proposal as a change order to the Fazzone Construction contract for Amenity Center Lot improvements at a cost not to exceed \$10,000.**

The next item to come before the Board was to consider and take action on the 87<sup>th</sup> Regular Session of the Texas Legislature and the tracking of legislation impacting the District. Ms. Albright stated that the Texas legislative session would commence on January 12, 2021. She stated that in the past, the Board had authorized her firm to track legislation affecting water districts, and asked for authorization to do so in the current session. The Board affirmed that Ms. Albright's firm should continue legislative tracking, and directed that this item appear as a placeholder on the Board's agenda in order to keep the Board timely apprised of legislation impacting the District.

After discussion, there being no further business, and upon motion made by Director Clifford, seconded by Director Ubertini, and unanimously carried by the Board members present, the meeting was adjourned at 6:57 p.m.

PASSED, APPROVED, AND ADOPTED THIS 19th day of January, 2021.

---

Kim Clifford, Secretary

**BELVEDERE MUNICIPAL UTILITY DISTRICT**

**FINANCIAL STATEMENTS,  
SUPPLEMENTAL INFORMATION  
AND  
INDEPENDENT AUDITOR'S REPORT**

**FOR THE YEAR ENDED  
SEPTEMBER 30, 2020**

WEST, DAVIS & COMPANY, LLP  
*Certified Public Accountants*  
Austin, Texas

**EXHIBIT B**



This page intentionally left blank.

BELVEDERE MUNICIPAL UTILITY DISTRICT  
Annual Financial Report  
For the Year Ended September 30, 2020

ANNUAL FILING AFFIDAVIT

THE STATE OF TEXAS     }

COUNTY OF TRAVIS        }

I, Peter Golde, President of the Belvedere Municipal Utility District hereby swear, or affirm, that the district named above has reviewed and approved at a meeting of the Board of Directors of the District on the 19th day of January, 2021, its annual audit report for the fiscal year ended September 30, 2020, and that copies of the annual report have been filed in the district office, located at 816 Congress #1900, Austin, Texas.


The annual filing affidavit and the attached copy of the annual audit report are being submitted to the Texas Commission on Environmental Quality in satisfaction of all annual filing requirements within Section 49.194 of the Texas Water Code.

Date: January 19, 2021

By: *Peter Golde*

Sworn to and subscribed to before me this 19th day of January 2021.

Notary: *Stefanie Pennington Albright*



My Commission expires on: 04/25, 2021, Notary Public in and for the State of Texas.

BELVEDERE MUNICIPAL UTILITY DISTRICT  
Annual Financial Report  
For the Year Ended September 30, 2020

**TABLE OF CONTENTS**

	<u>Page</u>
 <b>FINANCIAL SECTION</b>	
Independent Auditor’s Report on Financial Statements .....	1
Management’s Discussion & Analysis (Required Supplementary Information) .....	4
 <u>Basic Financial Statements</u>	
Government-wide Financial Statements:	
Statement of Net Assets and Reconciliation to Governmental Funds Balance Sheet .....	12
Statement of Activities and Reconciliation to Statement of Revenues, Expenditures, and Changes in Fund Balances of Governmental Funds .....	13
Notes to the Financial Statements .....	14
 <b>REQUIRED SUPPLEMENTARY INFORMATION</b>	
Budgetary Comparison Schedule – General Fund .....	30
 <b>TEXAS COMMISSION ON ENVIRONMENTAL QUALITY SUPPLEMENTARY INFORMATION</b>	
Index of Supplemental Schedules Required by the Texas Commission on Environmental Quality .....	31
Supplemental Schedules .....	32
 <b>OTHER INFORMATION</b>	
Principal Taxpayers.....	46
Assessed Value by Classification.....	46

## **FINANCIAL SECTION**

# WEST, DAVIS & COMPANY

A LIMITED LIABILITY PARTNERSHIP

---

## **Independent Auditor's Report**

Board of Directors  
Belvedere Municipal Utility District  
Austin, Texas

We have audited the accompanying financial statements of the governmental activities and each major fund of Belvedere Municipal Utility District (the District) as of and for the year ended September 30, 2020, and the related notes to the financial statements, which collectively comprise the District's basic financial statements as listed in the table of contents.

### **Management's Responsibility for the Financial Statements**

Management is responsible for the preparation and fair presentation of these financial statements in accordance with accounting principles generally accepted in the United States of America; this includes the design, implementation, and maintenance of internal control relevant to the preparation and fair presentation of financial statements that are free from material misstatement, whether due to fraud or error.

### **Auditor's Responsibility**

Our responsibility is to express an opinion on these financial statements based on our audit. We conducted our audit in accordance with auditing standards generally accepted in the United States of America. Those standards require that we plan and perform the audit to obtain reasonable assurance about whether the financial statements are free of material misstatement.

An audit involves performing procedures to obtain audit evidence about the amounts and disclosures in the financial statements. The procedures selected depend on the auditor's judgment, including the assessment of the risks of material misstatement of the financial statements, whether due to fraud or error. In making those risk assessments, the auditor considers internal control relevant to the entity's preparation and fair presentation of the financial statements in order to design audit procedures that are appropriate in the circumstances, but not for the purpose of expressing an opinion on the effectiveness of the entity's internal control. Accordingly, we express no such opinion. An audit also includes evaluating the appropriateness of accounting policies used and the reasonableness of significant accounting estimates made by management, as well as evaluation the overall presentation of the financial statements.

We believe that the audit evidence we have obtained is sufficient and appropriate to provide a reasonable basis for our audit opinion.

## **Opinion**

In our opinion the financial statements referred to above present fairly, in all material respects, the financial position of the governmental activities and each major fund of the District at September 30, 2020, and the changes in financial position for the year then ended in accordance with accounting principles generally accepted in the United States of America.

## **Other Matters**

### *Required Supplementary Information*

Accounting principles generally accepted in the United States of America require that the management's discussion and analysis and the budgetary comparison information identified as Required Supplementary Information in the table of contents be presented to supplement the basic financial statements. Such information, although not a part of the basic financial statements, is required by the Governmental Accounting Standards Board, who considers it to be an essential part of financial reporting for placing the basic financial statements in an appropriate operational, economic, or historical context. We have applied certain limited procedures to the required supplementary information in accordance with auditing standards generally accepted in the United States of America, which consisted of inquiries of management about the methods of preparing the information and comparing the information for consistency with management's responses to our inquiries, the basic financial statements, and other knowledge we obtained during our audit of the basic financial statements. We do not express an opinion or provide any assurance on the information because the limited procedures do not provide us with sufficient evidence to express an opinion or provide any assurance.

### *Texas Commission on Environmental Quality Supplementary Information*

Our audit was conducted for the purpose of forming an opinion on the financial statements that collectively comprise the District's basic financial statements. The supplemental schedules required by the Texas Commission on Environmental Quality are presented for purposes of additional analysis and are not a required part of the basic financial statements.

The supplemental schedules required by the Texas Commission on Environmental Quality are the responsibility of management and were derived from and relate directly to the underlying accounting and other records used to prepare the basic financial statements. Such information has been subjected to the auditing procedures applied in our audit of the basic financial statements and certain additional procedures, including comparing and reconciling such information directly to the underlying accounting and other records used to prepare the basic financial statements or to the basic financial statements themselves, and other additional procedures in accordance with auditing standards generally accepted in the United States of America. In our opinion, the supplemental schedules required by the Texas Commission on Environmental Quality are fairly stated, in all material respects, in relation to the basic financial statements as a whole.

*Other Information*

The other information listed in the table of contents has not been subjected to the auditing procedures applied in the audit of the basic financial statements, and accordingly, we do not express an opinion or provide any assurance on it.

*West, Davis & Company, LLP*

Austin, Texas

December 31, 2020

## BELVEDERE MUNICIPAL UTILITY DISTRICT

### Management Discussion and Analysis For the Year Ended September 30, 2020

In accordance with Governmental Accounting Standards Board Statement 34 (“GASB 34”), the management of Belvedere Municipal Utility District (the “District”) offers the following discussion and analysis to provide an overview of the District’s financial activities for the year ended September 30, 2020. Since this information is designed to focus on current year’s activities, resulting changes, and currently known facts, it should be read in conjunction with the District’s financial statements that follow.

#### FINANCIAL HIGHLIGHTS

- **General Fund:** The unassigned fund balance at the end of the year was approximately \$271 thousand which was a decrease of \$41 thousand from the end of the previous year end. Revenue decreased from \$315 thousand in the previous fiscal year to \$255 thousand in the current fiscal year primarily due to a reduction in the District’s property tax rate.
- **Debt Service Fund:** The fund balance restricted for debt service decreased from \$275 thousand at the end of the previous fiscal year to \$239 thousand at the end of the current fiscal year which was a larger decrease than the previous year. Tax revenue increased from \$404 thousand to \$414 thousand over the previous fiscal year and debt service payments increased from the prior year. The District made bond principal payments of \$270 thousand and bond interest payments of \$182 thousand during the fiscal year.
- **Capital Projects Fund:** The fund balance decreased from \$224 thousand to \$160 thousand at the end of the year. This decrease was primarily due to the amount spent on capital projects.
- **Governmental Activities:** On a Government-wide basis for governmental activities, the District had revenue in excess of expenses of approximately \$101 thousand. Net position increased from \$158 thousand to \$259 thousand. This increase is primarily due to decreased bond issuance costs.

#### OVERVIEW OF THE DISTRICT

Belvedere Municipal Utility District (the District), a political subdivision of the State of Texas, was created by an order of the Texas Commission on Environmental Quality (TCEQ) on November 30, 2005 under Article XVI Section 59 of the Texas Constitution and operates pursuant to Chapters 49 and 54 of the Texas Water Code, as amended, and other general statutes of Texas applicable to municipal utility districts. The District was created and organized for the purpose of constructing water and drainage facilities and providing water services to residential and commercial establishments within the District and solid waste collection services. The District is also authorized to provide recreational facilities. The District is located entirely within Travis County.



# BELVEDERE MUNICIPAL UTILITY DISTRICT

## Management Discussion and Analysis For the Year Ended September 30, 2020

### USING THIS ANNUAL REPORT

The District's reporting is comprised of five parts:

- Management's Discussion and Analysis (this section)
- Basic Financial Statements
  - Statement of Net Position and Reconciliation to Governmental Funds Balance Sheet
  - Statement of Activities and Reconciliation to Statement of Revenues, Expenditures, and Changes in Fund Balances of Governmental Funds
- Notes to the Financial Statements
- Required Supplementary Information
- Texas Supplementary Information (required by the Texas Commission on Environmental Quality)

The Government-wide statements are reported using the flow of economic resources measurement focus and the full accrual basis of accounting. The Governmental Fund financial statements are reported using the current financial resources measurement focus and the modified accrual basis of accounting.

For purposes of GASB 34, the District is considered a special purpose government. This allows the District to present the newly required fund and government-wide statements in a single schedule. The requirement for fund financial statements that are prepared on the modified accrual basis of accounting is met with the "Governmental Funds Total" column. An adjustment column includes those entries needed to convert to the full accrual basis government-wide statements. Government-wide statements are comprised of the Statement of Net Position and the Statement of Activities.

### OVERVIEW OF THE BASIC FINANCIAL STATEMENTS

**The Statement of Net Position and Governmental Funds Balance Sheet** includes a column (titled "Governmental Funds Total") that represents a balance sheet prepared using the modified accrual basis of accounting. The adjustments column converts those balances to a balance sheet that more closely reflects a private-sector business. Over time, increases or decreases in the District's net assets will indicate financial health.

**The Statement of Activities and Governmental Funds Revenues, Expenditures, and Changes in Fund Balances** includes a column (titled "Governmental Funds Total") that derives the change in fund balances resulting from current year revenues, expenditures, and other financing sources or uses. These amounts are prepared using the modified accrual basis of accounting. The adjustments column converts those activities to full accrual, a basis that more closely represents the income statement of a private-sector business.

## BELVEDERE MUNICIPAL UTILITY DISTRICT

### Management Discussion and Analysis For the Year Ended September 30, 2020

The **Notes to the Financial Statements** provide additional information that is essential to a full understanding of the information presented in the *Statement of Net Position and Governmental Funds Balance Sheet* and the *Statement of Activities and Governmental Funds Revenues, Expenditures, and Changes in Fund Balances*.

The **Required Supplementary Information** presents a comparison statement between the District's adopted budget and its actual results.

#### FINANCIAL ANALYSIS OF THE DISTRICT AS A WHOLE

##### Summary Statement of Net Position

	Governmental Activities (in thousands)		Increase (Decrease)
	September 2020	September 2019	
Current and Other Assets	\$ 1,199	\$ 1,326	\$ (127)
Capital and Non-Current Assets	4,393	4,426	(33)
<b>Total Assets</b>	<b>5,592</b>	<b>5,752</b>	<b>(160)</b>
Current Liabilities	328	314	14
Long-Term Liabilities	5,005	5,280	(275)
<b>Total Liabilities</b>	<b>5,333</b>	<b>5,594</b>	<b>(261)</b>
Net Investment in Capital			
Assets	(756)	(929)	173
Restricted	253	286	(33)
Unrestricted	762	801	(39)
<b>Total Net Position</b>	<b>\$ 259</b>	<b>\$ 158</b>	<b>\$ 101</b>

The District's total assets were approximately \$5.59 million as of September 30, 2020. Of this amount, approximately \$1.2 million is accounted for by cash and short-term investments. The District had outstanding liabilities of approximately \$5.3 million. The District's unrestricted net assets, which can be used to finance day to day operations, totaled \$762 thousand.

**BELVEDERE MUNICIPAL UTILITY DISTRICT**

**Management Discussion and Analysis  
For the Year Ended September 30, 2020**

**Summary Statement of Activities**

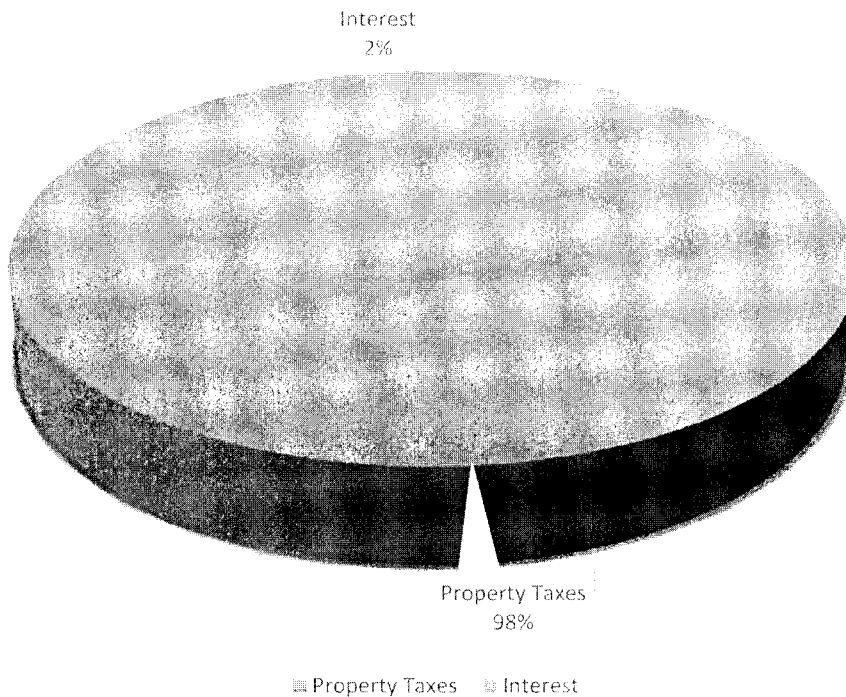
	Governmental Activities (in thousands)		Increase (Decrease)
	2020	2019	
Property Taxes	\$ 666	\$ 713	\$ (47)
Interest	12	20	(8)
<b>Total Revenues</b>	<b>678</b>	<b>733</b>	<b>(55)</b>
Solid Waste Disposal	45	43	2
Maintenance	23	33	(10)
Other	227	110	117
Debt Service	183	190	(7)
Depreciation	99	98	1
<b>Total Expenses</b>	<b>577</b>	<b>474</b>	<b>103</b>
Other Financing Sources (Uses)	-	-	-
<b>Change in Net Assets</b>	<b>101</b>	<b>259</b>	<b>(158)</b>
<b>Beginning Net Assets</b>	<b>158</b>	<b>(101)</b>	<b>259</b>
<b>Ending Net Assets</b>	<b>\$ 259</b>	<b>\$ 158</b>	<b>\$ 101</b>

Revenue was approximately \$678 thousand for the year ended September 30, 2020. Expenses and Other Financing Uses were approximately \$577 thousand for the year ended September 30, 2020. Net position increased about \$101 thousand primarily due to increased engineering and amenity center costs. The following charts summarize the sources of revenue and areas of expenses.

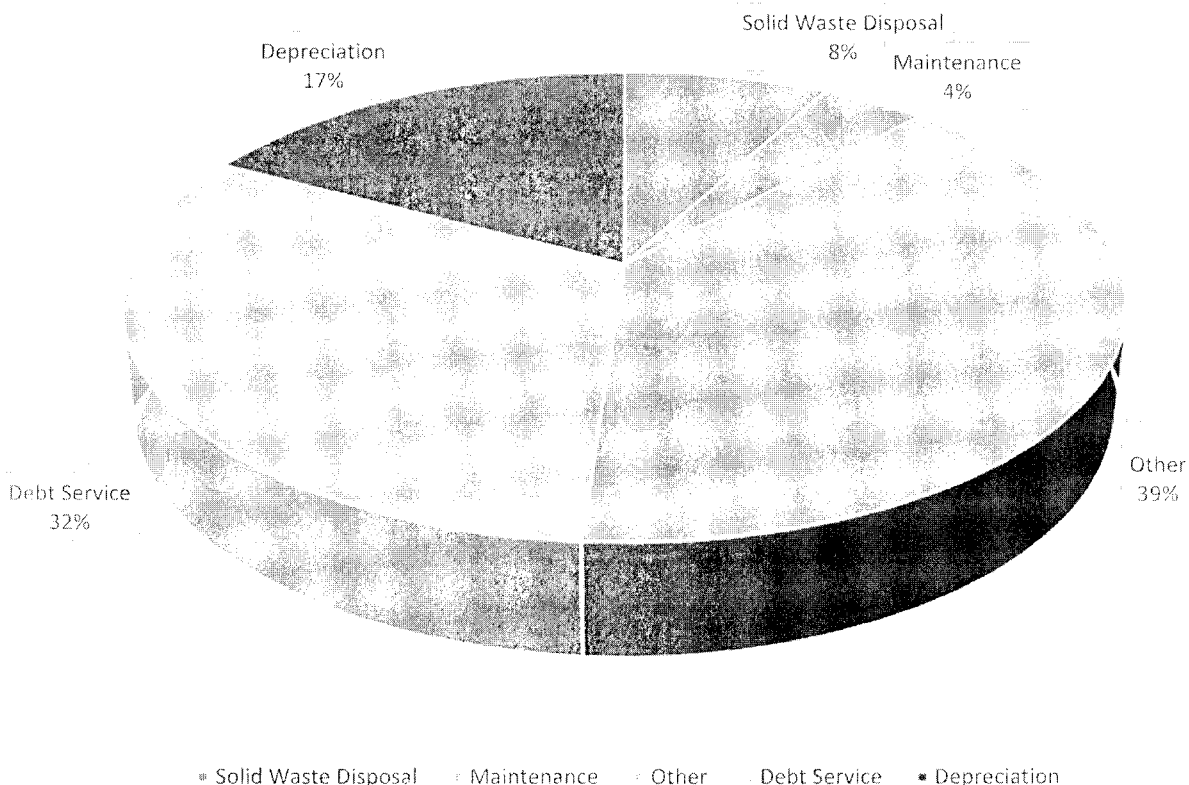
**BELVEDERE MUNICIPAL UTILITY DISTRICT**

**Management Discussion and Analysis  
For the Year Ended September 30, 2020**

**Revenues-Fiscal Year 2020**



**Expenses - Fiscal Year 2020**



## BELVEDERE MUNICIPAL UTILITY DISTRICT

### Management Discussion and Analysis For the Year Ended September 30, 2020

#### FINANCIAL ANALYSIS OF THE DISTRICT'S FUND LEVEL STATEMENTS

In comparison to the Government-wide statements, the Fund-level statements focus on the key funds of the District. The District uses fund accounting to ensure and demonstrate compliance with finance-related legal requirements.

The District reports the following types of Governmental funds: General Fund, Debt Service Fund and Capital Projects Fund. The focus of the District's Governmental funds is to provide information on near-term inflows, outflows, and available resources. Such information is useful in assessing the District's financing requirements. In particular, unassigned fund balance may serve as a useful measure of a government's net resources available at the end of the fiscal year.

#### Summary Balance Sheet

	Governmental Funds		Increase (Decrease)
	(in thousands)		
	September 2020	September 2019	
Cash and Investments	\$ 1,175	\$ 1,305	\$ (130)
Accounts Receivable	23	19	4
Prepaid Expenses	1	1	-
<b>Total Assets</b>	<b>1,199</b>	<b>1,325</b>	<b>(126)</b>
Accounts Payable	24	14	10
Deferred Inflow-Property Taxes	23	19	4
<b>Total Liabilities</b>	<b>47</b>	<b>33</b>	<b>14</b>
Nonspendable	1	1	-
Restricted for Debt Service	239	275	(36)
Restricted for Capital Projects	160	224	(64)
Assigned for Reserve	480	480	-
Unassigned	272	312	(40)
<b>Total Fund Balances</b>	<b>1,152</b>	<b>1,292</b>	<b>(140)</b>
<b>Total Liabilities and Fund Balances</b>	<b>\$ 1,199</b>	<b>\$ 1,325</b>	<b>\$ (126)</b>

## BELVEDERE MUNICIPAL UTILITY DISTRICT

### Management Discussion and Analysis For the Year Ended September 30, 2020

**The General Operating Fund**, which pays for daily operating expenses, has an unassigned balance of \$272 thousand at the end of the current fiscal year. This is a decrease of \$40 thousand from the prior fiscal year.

**The Debt Service Fund** decreased by \$36 thousand during the current fiscal year. This fund collected \$414 thousand in property taxes and remitted bond principal of \$270 thousand and bond interest of \$182 thousand during the year.

**The Capital Projects Fund** decreased by \$64 thousand during the current fiscal year. This fund earned \$1 thousand in interest and spent \$65 thousand on capital projects.

#### BUDGETARY HIGHLIGHTS

The Board of Directors adopted the fiscal year 2020 annual budget for the General Fund on September 17, 2019. The budget included revenues of \$250 thousand and expenditures of \$276 thousand. Actual revenue amounted to \$255 thousand and actual expenditures amounted to \$295 thousand. More detailed information about the District's budgetary comparison is presented in the Required Supplementary Information section.

#### CAPITAL ASSETS

The District has invested \$5.0 million in infrastructure. A summary of these assets is listed below:

##### Summary of Capital Assets

	Governmental Activities (in thousands)		Increase (Decrease)
	September 2020	September 2019	
Drainage System	\$ 2,274	\$ 2,250	\$ 24
Water System	2,150	2,150	-
Amenity Center	546	504	42
Accumulated Depreciation	(577)	(478)	(99)
<b>Total Capital Assets (Net)</b>	<b>\$ 4,393</b>	<b>\$ 4,426</b>	<b>\$ (33)</b>

#### LONG TERM DEBT

The District has issued \$6.490 million in unlimited tax bonds and used the proceeds to acquire water, drainage and amenity facilities. Bonded indebtedness of the District at year end was \$5.28 million. More detailed information about the District's long-term debt is presented in the Notes to the Basic Financial Statements.

## **BELVEDERE MUNICIPAL UTILITY DISTRICT**

### **Management Discussion and Analysis For the Year Ended September 30, 2020**

#### **ECONOMIC FACTORS**

The taxable assessed value of property within the District as of January 1, 2020 has been fixed by the Travis County Appraisal District at \$218 million. The tax rates adopted by the District on September 15, 2020 for the coming fiscal year are \$0.095 for maintenance and operations and \$0.20 for debt service. The District expects this to produce \$611 thousand in total property tax revenue for next year. The adopted budget for fiscal year 2020 projects a decrease of approximately \$236 thousand to the operating fund balance.

#### **REQUESTS FOR INFORMATION**

This financial report is designed to provide a general overview of the District's finances and to demonstrate the District's accountability for the funds it receives. Questions concerning any of the information provided in this report or requests for additional financial information should be addressed to the District in care of Lloyd Gosselink Rochelle and Townsend, PC, 816 Congress Avenue, Suite 1900, Austin, Texas 78701.

## **BASIC FINANCIAL STATEMENTS**



**BELVEDERE MUNICIPAL UTILITY DISTRICT**  
**STATEMENT OF NET POSITION**  
**AND GOVERNMENTAL FUNDS BALANCE SHEET**  
**SEPTEMBER 30, 2020**

	<u>GENERAL</u>	<u>DEBT SERVICE</u>	<u>CAPITAL PROJECTS</u>	<u>TOTAL</u>	<u>ADJUST- MENTS</u>	<u>STATEMENT OF NET POSITION</u>
<b>ASSETS</b>						
Cash	\$ 1,468	\$ 13,669	\$ -	\$ 15,137	\$ -	\$ 15,137
Investments	742,574	225,079	191,486	1,159,139	-	1,159,139
Taxes Receivable	9,771	13,642	-	23,413	-	23,413
Due from Other Fund	31,379	406	-	31,785	(31,785)	-
Prepaid Expenses	1,343	-	-	1,343	-	1,343
Drainage System (net of depreciation)	-	-	-	-	1,941,443	1,941,443
Water System (net of depreciation)	-	-	-	-	1,935,424	1,935,424
Amenity Center (net of depreciation)	-	-	-	-	515,915	515,915
<b>Total Assets</b>	<b>\$ 786,535</b>	<b>\$ 252,796</b>	<b>\$ 191,486</b>	<b>\$ 1,230,817</b>	<b>\$ 4,360,997</b>	<b>\$ 5,591,814</b>
<b>LIABILITIES</b>						
Accounts Payable	\$ 23,954	\$ -	\$ -	\$ 23,954	\$ 29,282	\$ 53,236
Due to Other Fund	406	-	31,379	31,785	(31,785)	-
Bonds Payable in less than one year	-	-	-	-	275,000	275,000
Bonds Payable in more than one year	-	-	-	-	5,005,000	5,005,000
<b>Total Liabilities</b>	<b>24,360</b>	<b>-</b>	<b>31,379</b>	<b>55,739</b>	<b>5,277,497</b>	<b>5,333,236</b>
<b>DEFERRED INFLOWS OF RESOURCES</b>						
Property Taxes	9,771	13,642	-	23,413	(23,413)	-
<b>Total Deferred Inflows</b>	<b>9,771</b>	<b>13,642</b>	<b>-</b>	<b>23,413</b>	<b>(23,413)</b>	<b>-</b>
<b>FUND EQUITY</b>						
Nonspendable	1,343	-	-	1,343	(1,343)	-
Restricted for Debt Service	-	239,154	-	239,154	(239,154)	-
Investment in General Fixed Assets	-	-	160,107	160,107	(160,107)	-
Assigned for Reserve	480,000	-	-	480,000	(480,000)	-
Unassigned	271,061	-	-	271,061	(271,061)	-
<b>Total Fund Equity</b>	<b>752,404</b>	<b>239,154</b>	<b>160,107</b>	<b>1,151,665</b>	<b>(1,151,665)</b>	<b>-</b>
<b>Total Liabilities, Fund Equity &amp; Deferred Inflows of Resources</b>	<b>\$ 786,535</b>	<b>\$ 252,796</b>	<b>\$ 191,486</b>	<b>\$ 1,230,817</b>		
<b>NET POSITION</b>						
Net Investment in Capital Assets					(756,393)	(756,393)
Restricted for Debt Service					252,796	252,796
Unrestricted					762,175	762,175
<b>Total Net Position</b>					<b>\$ 258,578</b>	<b>\$ 258,578</b>

The notes to financial statements are an integral part of this statement.

**BELVEDERE MUNICIPAL UTILITY DISTRICT**

**STATEMENT OF ACTIVITIES AND GOVERNMENTAL FUNDS  
REVENUES, EXPENDITURES AND CHANGES IN FUND BALANCES  
FOR THE YEAR ENDED SEPTEMBER 30, 2020**

	<b>GENERAL</b>	<b>DEBT SERVICE</b>	<b>CAPITAL PROJECTS</b>	<b>TOTAL</b>	<b>ADJUST- MENTS</b>	<b>STATEMENT OF ACTIVITIES</b>
<b>REVENUES</b>						
Property Taxes	\$ 247,567	\$ 414,456	\$ -	\$ 662,023	\$ 4,203	\$ 666,226
Interest	6,942	3,540	1,175	11,657	-	11,657
<b>TOTAL REVENUES</b>	<b>254,509</b>	<b>417,996</b>	<b>1,175</b>	<b>673,680</b>	<b>4,203</b>	<b>677,883</b>
<b>EXPENDITURES</b>						
Current:						
Solid Waste Disposal	44,760	-	-	44,760	-	44,760
Repairs and Maintenance	22,777	-	-	22,777	-	22,777
Amenity Center Operations	61,693	-	-	61,693	-	61,693
Accounting Fees	14,400	-	-	14,400	-	14,400
Audit Fees	7,500	-	-	7,500	-	7,500
Engineering Fees	61,606	-	-	61,606	-	61,606
Legal Fees	74,983	-	-	74,983	-	74,983
Tax Assessor/Collector	3,313	-	-	3,313	-	3,313
Director Salaries and Payroll Taxes	-	-	-	-	-	-
Insurance	3,022	-	-	3,022	-	3,022
Legal Notices	985	-	-	985	-	985
Miscellaneous	-	-	-	-	-	-
Depreciation & Amortization	-	-	-	-	99,408	99,408
Debt Service:						
Fiscal Agent's Fees	-	1,749	-	1,749	-	1,749
Interest	-	182,444	-	182,444	(1,125)	181,319
Principal	-	270,000	-	270,000	(270,000)	-
Capital Expenditures	-	-	65,348	65,348	(65,348)	-
<b>TOTAL EXPENDITURES</b>	<b>295,039</b>	<b>454,193</b>	<b>65,348</b>	<b>814,580</b>	<b>(237,065)</b>	<b>577,515</b>
Excess (Deficit) of Revenues Over Expenditures	(40,530)	(36,197)	(64,173)	(140,900)	140,900	-
Change in Net Position					100,368	100,368
Fund Balance/Net Position - Beginning	792,934	275,351	224,280	1,292,565	(1,134,355)	158,210
<b>Fund Balance/Net Position - Ending</b>	<b>\$ 752,404</b>	<b>\$ 239,154</b>	<b>\$ 160,107</b>	<b>\$ 1,151,665</b>	<b>\$ (893,087)</b>	<b>\$ 258,578</b>

The notes to financial statements are an integral part of this statement.

**BELVEDERE MUNICIPAL UTILITY DISTRICT**  
**NOTES TO THE FINANCIAL STATEMENTS**  
**FOR THE YEAR ENDED SEPTEMBER 30, 2020**

**1. Summary of Significant Accounting Policies**

The basic financial statements of Belvedere Municipal Utility District (the District) have been prepared in conformity with accounting principles applicable to governmental units which are generally accepted in the United States of America. The Governmental Accounting Standards Board (“GASB”) is the accepted standard setting body for establishing governmental accounting and financial reporting principles. The more significant of the accounting policies are described below.

Belvedere Municipal Utility District (the District), a political subdivision of the State of Texas, was created by an order of the Texas Commission on Environmental Quality (TCEQ) on November 30, 2005 under Article XVI Section 59 of the Texas Constitution and operates pursuant to Chapters 49 and 54 of the Texas Water Code, as amended, and other general statutes of Texas applicable to municipal utility districts. The District is subject to the continuing supervisory jurisdiction of the TCEQ.

The District is empowered, among other things, to finance, purchase, construct, operate and maintain all works, improvements, facilities and plants necessary for the supply and distribution of water and the control and diversion of storm water. The District may issue bonds and other forms of indebtedness to purchase or construct such facilities. The District may also provide solid waste collection and disposal services. The District is also empowered to establish, operate and maintain fire-fighting facilities, independently or with one or more conservation and reclamation districts, after approval by the TCEQ and the voters of the District. Additionally, the District may, subject to certain limitations, develop and finance recreational facilities.

The District is located approximately 23 miles west of downtown Austin on Hamilton Pool Road, just west of State Highway 71. The District lies wholly outside the extraterritorial jurisdiction of any city, town, or village of the State of Texas. Development of land within the District began in October 2005. The District has been developed for single family residential use. Hamilton Bee Cave, L.P. (Developer) has financed the design and construction of water and drainage facilities on land within the District. The District and Developer entered into an agreement whereby the District agreed to reimburse the Developer for its costs for the construction of facilities to the extent allowed by TCEQ. As of March 15, 2016, the District has reimbursed the Developer for all facilities constructed by the Developer and the Developer has transferred and conveyed the facilities to the District. On May 13, 2006, the District held a bond election whereby voters authorized the Board of Directors of the District to issue up to \$6,700,000 in unlimited tax bonds for water and drainage facilities and up to \$1,220,000 in unlimited tax bonds for recreational facilities.

**BELVEDERE MUNICIPAL UTILITY DISTRICT**  
**NOTES TO THE FINANCIAL STATEMENTS**  
**FOR THE YEAR ENDED SEPTEMBER 30, 2020**

**1. Summary of Significant Accounting Policies (continued)**

These financial statements report the financial activity of Belvedere Municipal Utility District. The reporting entity of the District encompasses those activities and functions over which the District's elected officials exercise significant oversight or control. The District is governed by a five member Board of Directors (the Board) that has been elected by District residents. The funds and account groups presented in this report are within the oversight responsibility of the Board, in accordance with Governmental Accounting Standards Board (GASB) Codification of Governmental Accounting and Financial Reporting Standards Part II, Financial Reporting. There are no component units of the District, nor is the District a component unit of any other entity.

**A. Basis of Presentation, Basis of Accounting**

In accordance with GASB Statement No. 34, the District has elected to combine their Government-wide and Governmental Fund Financial Statements into one set of financial statements with a reconciliation of the individual line items in a separate column on the financial statements.

**Government-wide Financial Statements:**

The **Statement of Net Position** and the **Statement of Activities** include the financial activities of the overall government. Governmental activities are generally financed through property taxes.

The **Statement of Activities** presents a comparison between direct expenses and program revenues for each function of the District's governmental activities. Direct expenses are those that are specifically associated with a program or function and, therefore, are clearly identifiable to a particular function.

**Fund Financial Statements:**

The governmental fund financial statement columns are labeled **Government Funds Balance Sheet** and **Governmental Funds Revenue, Expenditures and Changes in Fund Balance**. In the fund financial statements, the accounts of the District are organized on the basis of funds, each of which is considered a separate accounting entity. The emphasis of fund financial statements is on major governmental funds, each displayed in a separate column. The District reports the following major governmental funds:

**General Fund:** This is the District's primary operating fund. It accounts for all financial resources of the District except those required to be accounted for in another fund.

**BELVEDERE MUNICIPAL UTILITY DISTRICT**  
**NOTES TO THE FINANCIAL STATEMENTS**  
**FOR THE YEAR ENDED SEPTEMBER 30, 2020**

**1. Summary of Significant Accounting Policies (continued)**

**Debt Service Fund:** The Debt Service Fund is used to account for the accumulation of financial resources for, and the payment of, general long term debt principal and interest.

**Capital Projects Fund:** The Capital Projects Fund is used to account for the acquisition or construction of major capital facilities. Principal sources of revenue are municipal long-term debt proceeds and interest income.

**B. Measurement Focus, Basis of Accounting**

The Government-wide financial statements are reported using the flow of economic resources measurement focus and the accrual basis of accounting. Revenue is recorded when earned and expenses are recorded when a liability is incurred, regardless of the timing of related cash flows. Property taxes are recognized as revenue in the year for which they are levied.

**Governmental Fund Financial Statements:** Governmental funds are reported using the current financial resources management focus and the modified accrual basis of accounting. Under this method, revenues are recognized when measurable and available. The District does not consider revenues collected after its year end to be available in the current period. Revenues from local sources consist primarily of property taxes. Miscellaneous revenues are recorded as revenues when received in cash because they are generally not measurable until actually received. Investment earnings are recorded as earned, since they are both measurable and available. Expenditures are recorded when the related fund liability is incurred, except for principal and interest on long term debt, which is recognized as an expenditure to the extent that it has matured. General capital asset acquisitions are reported as expenditures in major governmental funds. Proceeds of general long term debt are reported as other financing sources.

**C. Fund Balances**

The District has adopted GASB Statement No. 54 Fund Balance Reporting and Governmental Fund Type Definitions which establishes fund balance classifications that comprise a hierarchy based primarily on the extent to which a government is bound to observe constraints imposed upon the use of the resources reported in governmental funds.

Those fund balance classifications are described below.

Nonspendable – Amounts that cannot be spent because they are either not in a spendable form or are legally or contractually required to be maintained intact.

**BELVEDERE MUNICIPAL UTILITY DISTRICT**  
**NOTES TO THE FINANCIAL STATEMENTS**  
**FOR THE YEAR ENDED SEPTEMBER 30, 2020**

**1. Summary of Significant Accounting Policies (continued)**

Restricted – Amounts that can be spent only for specific purposes because of constraints imposed by external providers, or imposed by constitutional provisions or enabling legislation.

Committed – Amounts that can only be used for specific purposes pursuant to approval by formal action by the Board.

Assigned – For the General Fund, amounts that are appropriated by the Board or Board designee, if any, that are to be used for specific purposes. For all other governmental funds, any remaining positive amounts not previously classified as nonspendable, restricted or committed.

Unassigned – Amounts that are available for any purpose; these amounts can be reported only in the District’s General Fund.

Fund balance of the District may be committed for a specific purpose by formal action of the Board, the District’s highest level of decision-making authority. Commitments may be established, modified, or rescinded only through a resolution approved by the Board. The Board has not delegated the authority to assign fund balance.

**D. Budget**

The Board adopted an annual budget for the General Fund on the basis consistent with generally accepted accounting principles. The District’s Board of Directors utilizes the budget as a management tool for planning and cost control purposes. All annual appropriations lapse at fiscal year end.

**E. Pensions**

The District has not established a pension plan.

**F. Cash and Cash Equivalents**

These include cash on deposit as well as investments with maturities of three months or less at the time of purchase.

**G. Prepaid Items**

Certain payments to vendors reflect costs applicable to future periods and are recorded as prepaid assets in both the government-wide and fund financial statements. Prepaid assets are charged to expenditures when consumed.

**BELVEDERE MUNICIPAL UTILITY DISTRICT**  
**NOTES TO THE FINANCIAL STATEMENTS**  
**FOR THE YEAR ENDED SEPTEMBER 30, 2020**

**1. Summary of Significant Accounting Policies (continued)**

**H. Capital Assets**

Capital assets, which include Easements, Water Distribution System, Water Quality Ponds and Organizational Costs are reported in the Government-wide column in the Statement of Net Assets. Capital assets are defined by the District as assets with an initial, individual cost of at least \$1,000. Public domain (“infrastructure”) capital assets including water, and drainage systems, are capitalized as acquired. Items purchased or acquired are reported at historical cost or estimated historical cost. Contributed fixed assets are recorded as capital assets at estimated fair value at the time received. Capital assets are depreciated using the straight line method over their estimated useful lives of 50 years.

**I. Interfund Transactions**

Transfers from one fund to another fund are reported as interfund receivable and payables if there is intent to repay that amount and if the debtor fund has the ability to repay the advance on a timely basis. Operating transfers represent legally authorized transfers from the fund receiving resources to the fund through which the resources are to be expended.

**J. Long-Term Debt**

Unlimited tax bonds, which have been issued to acquire capital assets, are to be repaid from tax revenues of the District. In the Government-wide financial statements, long-term debt and other long-term obligations are reported as liabilities in the applicable governmental activities. Bond premiums and discounts are deferred and amortized over the life of the bonds. Bonds payable are reported net of the applicable bond premium or discount. Bond issuance costs are expensed as incurred.

In the fund financial statement, governmental fund types recognize bond premiums and discounts, as well as bond issuance costs, during the current period. The face amount of debt issued is reported as other financing sources. Premiums and discounts on debt issuances are reported as other financing sources and uses. Issuance costs, whether or not withheld from the actual debt proceeds received, are reported as expenditures.

**K. Deferred Outflows and Inflows of Resources**

GASB Statement No. 63, *Financial Reporting of Deferred Outflows of Resources, Deferred Inflows of Resources, and Net Position*, provides guidance for reporting the financial statement elements of deferred outflows of resources, which represent the consumption of the District’s net position that is applicable to a future reporting period, and deferred inflows of resources, which represent the District’s acquisition of net position applicable to a future reporting period. GASB Statement No. 63 became effective for fiscal

**BELVEDERE MUNICIPAL UTILITY DISTRICT**  
**NOTES TO THE FINANCIAL STATEMENTS**  
**FOR THE YEAR ENDED SEPTEMBER 30, 2020**

**1. Summary of Significant Accounting Policies (continued)**

years beginning after December 15, 2011 and has been implemented in the financial statements.

GASB Statement No. 65, *Items Previously Reported as Assets and Liabilities*, establishes accounting and financial reporting standards that reclassify, as deferred outflows of resources or deferred inflows of resources, certain items that were previously reported as assets and liabilities and recognizes, as outflows of resources or inflows of resources, certain items that were previously reported as assets and liabilities. GASB Statement No. 65 is effective for fiscal years beginning after December 15, 2012 and has been implemented in these financial statements.

**L. Recently Issued Accounting Pronouncements**

In March 2018, the GASB issued GASB Statement No. 88, *Certain Disclosures Related to Debt, including Direct Borrowings and Direct Placements*. The objective of GASB Statement No. 88 is to improve the consistency in the information that is disclosed in notes to government financial statements related to debt, including direct borrowings and direct placements, and to provide financial statement users with additional essential information about debt. This statement is effective for reporting periods beginning after June 15, 2018. GASB Statement No. 88 has been implemented in these financial statements.

**2. Cash and Investments**

The investment policies of the District are governed by State statute and an adopted District Investment Policy that includes depository contract provisions and custodial contract provisions. Major provisions of the District's Investment Policy include: depositories must be FDIC-insured Texas banking institutions; depositories must fully insure or collateralize all demand and time deposits; securities collateralizing time deposits are held by independent third party trustees.

**Cash** – At year end, deposits were held by the District's depository bank in accounts that were secured at the balance sheet date by Federal Deposit Insurance Corporation (FDIC) coverage or by pledged collateral held by the District's agent bank in the District's name.

**Investments** - The District is required by Government Code Chapter 2256, The Public Funds Investment Act, to adopt, implement, and publicize an investment policy. That policy must be written; primarily emphasize safety of principal and liquidity; address investment diversification, yield, and maturity and the quality and capability of investment management; and include a list of the types of authorized investments in which the investing entity's funds may be invested; and the maximum allowable stated maturity of any individual investment owned by the entity.



**BELVEDERE MUNICIPAL UTILITY DISTRICT  
NOTES TO THE FINANCIAL STATEMENTS  
FOR THE YEAR ENDED SEPTEMBER 30, 2020**

**2. Cash and Investments (continued)**

The Public Funds Investment Act ("Act") requires an annual audit of investment practices. Audit procedures in this area conducted as part of the audit of the general purpose financial statements disclosed that in the areas of investment practices, management reports and establishment of appropriate policies, the District adhered to the requirement of the Act. Additionally, investment practices of the District were in accordance with local policies.

The Act determines the types of investments which are allowable for the District. These include, with certain restriction, (1) obligations of the US Treasury, certain US Agencies, and the State of Texas, (2) certificates of deposit, (3) certain municipal securities, (4) money market savings accounts, (5) repurchase agreements, (6) banker's acceptances, (7) mutual funds, (8) investment pools, (9) guaranteed investment contracts, and (10) commercial paper.

The District categorizes its fair value measurements within the fair value hierarchy established by generally accepted accounting principles. The hierarchy is based on the valuation inputs used to measure the fair value of the asset. Level 1 inputs are quoted prices in active markets for identical assets; Level 2 inputs are significant other observable inputs; Level 3 inputs are significant unobservable inputs.

The District's investments at year end are shown below.

	Fair Value			
<u>Investment</u>	<u>Level</u>	<u>Rating</u>	<u>Maturity</u>	<u>Fair Value</u>
TexPool	N/A	AAAm	1 day average	\$1,159,139

**Analysis of Specific Cash and Investment Risks** – GASB Statement No. 40 requires a determination as to whether the District was exposed to the following specific investment risks at year end and, if so, the reporting of certain related disclosures.

**Credit Risk** – Credit risk is the risk that an issuer or other counterparty to an investment will not fulfill its obligations. The ratings of securities by nationally recognized rating agencies are designed to give an indication of credit risk. At year end, the District was not significantly exposed to credit risk.

**Custodial Credit Risk** – Deposits are exposed to custodial credit risk if they are not covered by depository insurance and the deposits are uncollateralized, collateralized with securities held by the pledging financial institution, or collateralized with securities held by the pledging financial institution's trust department or agent but not in the District's name.

Investment securities are exposed to custodial credit risk if the securities are uninsured, are not registered in the name of the government, and are held by either the counterpart or the counterpart's trust department or agent but not in the District's name. At year end, the District was not exposed to custodial credit risk.

**BELVEDERE MUNICIPAL UTILITY DISTRICT**  
**NOTES TO THE FINANCIAL STATEMENTS**  
**FOR THE YEAR ENDED SEPTEMBER 30, 2020**

**2. Cash and Investments (continued)**

***Concentration of Credit Risk*** – This risk is the risk of loss attributed to the magnitude of a government’s investment in a single issuer. At year end, the District was not exposed to concentration of credit risk.

***Interest Rate Risk*** – This is the risk that changes in interest rates will adversely affect the fair value of an investment. At year end, the District was not exposed to interest rate risk.

***Foreign Currency Risk*** – This is the risk that exchange rates will adversely affect the fair value of an investment. At year end, the District was not exposed to foreign currency risk.

**Investment Accounting Policy** – The District’s general policy is to report money market investments and short-term participating interest-earning investment contracts at amortized cost and to report nonparticipating interest-earning investment contracts using a cost-based measure. However, if the fair value of an investment is significantly affected by the impairment of the credit standing of the issuer or by other factors, it is reported at fair value. All other investments are reported at fair value unless a legal contract exists which guarantees a higher value. The term “short-term” refers to investments which have a remaining term of one year or less at time of purchase. The term “nonparticipating” means that the investment’s value does not vary with market interest rate changes. Nonnegotiable certificates of deposit are examples of nonparticipating interest-earning investment contracts.

**Public Funds Investment Pools** – Public funds investment pools in Texas (“Pools”) are established under the authority of the Interlocal Cooperation Act, Chapter 79 of the Texas Government Code, and are subject to the provisions of the Public Funds Investment Act (the “Act”), Chapter 2256 of the Texas Government Code. In addition to other provisions of the Act designed to promote liquidity and safety of principal, the Act requires Pools to: 1) have an advisory board composed of participants in the Pool and other person who do not have a business relationship with the Pool and are qualified to advise the Pool; 2) maintain a continuous rating of no lower than AAA or AAA-m or an equivalent rating by at least on nationally recognized rating service; and 3) maintain the market value of its underlying investment portfolio with one half of one percent of the value of its shares.

The District’s investments in Pools are reported at an amount determined by the fair value per share of the Pool’s underling portfolio, unless the Pool is 2a7-like, in which case they are reported at share value. A 2a7-like Pool is one which is not registered with the Securities and Exchange Commission (“SEC”) as an investment company, but nevertheless has a policy that it will, and does, operate in a manner consistent with the SEC’s Rule 2a7 of the Investment Company Act of 1940.

**BELVEDERE MUNICIPAL UTILITY DISTRICT**  
**NOTES TO THE FINANCIAL STATEMENTS**  
**FOR THE YEAR ENDED SEPTEMBER 30, 2020**

**2. Cash and Investments (continued)**

**TexPool** – The District invests in the Texas Local Government Investment Pool (TexPool), which is a local government investment pool that was established in conformity with the Interlocal Cooperation Act, Chapter 791 of the Texas Government Code, and operates under the Public Funds Investment Act, Chapter 2256 of the Texas Government Code. The State Comptroller of Public Accounts oversees TexPool. Federated Investors, Inc. is the administrator and investment manager of TexPool under a contract with the State Comptroller. In accordance with the Public Funds Investment Act, the State Comptroller has appointed the TexPool Investment Advisory Board to advise with respect to TexPool. The board is composed equally of participants in TexPool Portfolios and other persons who do not have a business relationship with TexPool Portfolios and are qualified to advise in respect to TexPool Portfolios. The Advisory Board members review the investment policy and management fee structure. TexPool is rated AAAM by Standard & Poor’s and operates in a manner consistent with the SEC’s Rule 2a7 of the Investment Company Act of 1940. All investments are stated at amortized cost, which usually approximates the market value of the securities. The stated objective of TexPool is to maintain a stable average \$1.00 per unit net asset value; however, the \$1.00 net asset value is not guaranteed or insured. The financial statements can be obtained from the Texas Trust Safekeeping Trust Company website at [www.ttstc.org](http://www.ttstc.org).

**3. Property Taxes**

Property taxes are considered available when collected within the current period or expected to be collected soon enough thereafter to be used to pay liabilities of the current period. The District levies its taxes on October 1 in conformity with Subtitle E, Texas Property Tax Code. Taxes are due upon receipt of the tax bill and are past due and subject to interest if not paid by February 1 of the year following the October 1 levy date. The assessed value of the property tax roll on January 1, 2019, upon which the levy for the 2019-19 fiscal year was based, was \$207,053,470. Taxes are delinquent if not paid by June 30. Delinquent taxes are subject to both penalty and interest charges plus delinquent collection fees for attorney costs.

The tax rates assessed for the year ended September 30, 2020, to finance General Fund operations and the payment of principal and interest on general obligation long-term debt were \$0.12 and \$0.20 per \$100 valuation, respectively, for a total of \$0.32 per \$ 100 valuation.

Current tax collections for the year ended September 30, 2020 were 99.14% of the year end adjusted tax levy. Delinquent taxes are prorated between maintenance and debt service based on rates adopted for the year of the levy. The District is prohibited from writing off real property taxes without specific statutory authority from the Texas Legislature. As of September 30, 2020, property taxes receivable, totaled \$9,771 and \$13,642 for the General and Debt Service Funds, respectively.

**BELVEDERE MUNICIPAL UTILITY DISTRICT  
NOTES TO THE FINANCIAL STATEMENTS  
FOR THE YEAR ENDED SEPTEMBER 30, 2020**

**4. Capital Assets**

In February, 2010, October, 2011, and March, 2016, the District acquired \$4,009,347 of Water Distribution Facilities and Drainage Facilities serving the District's residents. Under an Amended and Restated Water Facilities Lease and Services Agreement between the District and the West Travis County Public Utility Agency (the PUA), all of the District's internal Water Distribution Facilities are leased to the PUA in exchange for the PUA's agreement to provide retail water service to the District's residents. The PUA is responsible for their operation and maintenance.

During the previous fiscal year, the District acquired an amenity center that serves the District's residents at a cost of \$431,158 and spent \$73,102 toward improvements to this facility. During the current fiscal year, the District spent an additional \$41,269 toward these improvements. The District also incurred costs of \$24,079 on drainage improvements.

These facilities are being depreciated over 50 years using the straight-line method. Depreciation and amortization in the amount of \$99,408 has been charged to system operations for the year for these assets. A summary of changes in capital assets follows:

<u>Capital Assets:</u>	<u>Balance</u> <u>10/1/2019</u>	<u>Additions</u>	<u>Deletions</u>	<u>Balance</u> <u>9/30/2020</u>
Drainage System	\$ 2,250,317	\$ 24,079	\$ -	\$ 2,274,396
Water System	2,150,469	-	-	2,150,469
Amenity Center	504,265	41,269	-	545,534
Total	<u>4,905,051</u>	<u>65,348</u>	<u>-</u>	<u>4,970,399</u>
<u>Accumulated Depreciation:</u>				
Drainage System	(287,465)	(45,488)	-	(332,953)
Water System	(172,036)	(43,009)	-	(215,045)
Amenity Center	(18,708)	(10,911)	-	(29,619)
Total	<u>(478,209)</u>	<u>(99,408)</u>	<u>-</u>	<u>(577,617)</u>
<b>Total Capital Assets (Net)</b>	<b><u>\$ 4,426,842</u></b>	<b><u>\$ (34,060)</u></b>	<b><u>\$ -</u></b>	<b><u>\$ 4,392,782</u></b>

**5. Bonds**

At an election held within the District on May 13, 2006, voters authorized a total of \$7,920,000 unlimited tax bonds for the purpose of purchasing, constructing, acquiring, owning, improving, extending, maintaining, repairing, or operating a waterworks system, a drainage and storm water system and recreational facilities for the District. The District's bonds are collateralized by the levy of an annual ad valorem tax against all taxable property within the District. The District has no direct borrowings or direct placement debt.

**BELVEDERE MUNICIPAL UTILITY DISTRICT**  
**NOTES TO THE FINANCIAL STATEMENTS**  
**FOR THE YEAR ENDED SEPTEMBER 30, 2020**

**5. Bonds (continued)**

In February 2010, the District issued \$2,350,000 of these bonds dated January 15, 2010. The bonds mature serially on August 1, in each year 2013 through 2030, in principal amounts set forth on the following page. Bonds maturing on or after August 1, 2020, are subject to redemption, in whole or in part, on August 1, 2019, or on any date thereafter, at a price equal to the principal amount thereof plus accrued interest thereon to the date fixed for redemption. Bonds maturing in the years 2022, 2024, 2026 and 2030 are also subject to mandatory sinking fund redemption.

In October 2011, the District issued \$1,920,000 of these bonds dated October 1, 2011. The bonds mature serially on August 1, in each year 2014 through 2036, in principal amounts set forth on the following page. Bonds maturing on or after August 1, 2021, are subject to redemption, in whole or in part, on August 1, 2020, or on any date thereafter, at a price equal to the principal amount thereof plus accrued interest thereon to the date fixed for redemption. Bonds maturing in the years 2020, 2022, 2024, 2026, 2028, 2031 and 2036 are also subject to mandatory sinking fund redemption.

In March 2016, the District issued \$1,000,000 of these bonds dated February 15, 2016. The bonds mature serially on August 1, in each year 2019 through 2039, in principal amounts set forth on the following page. Bonds maturing on or after August 1, 2024, are subject to redemption, in whole or in part, on August 1, 2023, or on any date thereafter, at a price equal to the principal amount thereof plus accrued interest thereon to the date fixed for redemption. Bonds maturing in the years 2026, 2029, 2033, 2035, 2037, and 2039 are also subject to mandatory sinking fund redemption.

In August 2016, the District issued \$3,570,000 of Unlimited Tax Refunding Bonds dated August 15, 2016. The bonds mature serially on August 1, in each year 2017 through 2036, in principal amounts set forth on the following page. Bonds maturing on or after August 1, 2027, are subject to redemption, in whole or in part, on August 1, 2026, or on any date thereafter, at a price equal to the principal amount thereof plus accrued interest thereon to the date fixed for redemption. Bonds maturing in the years 2033, and 2036 are also subject to mandatory sinking fund redemption.

In February 2019, the District issued \$1,220,000 of these bonds dated February 27, 2019. The bonds mature serially on August 1, in each year 2019 through 2039, in principal amounts set forth on the following page. Bonds maturing on or after August 1, 2026, are subject to redemption, in whole or in part, on August 1, 2025, or on any date thereafter, at a price equal to the principal amount thereof plus accrued interest thereon to the date fixed for redemption. Bonds maturing in the years 2028, 2030, 2032, 2034, 2036, and 2038 are also subject to mandatory sinking fund redemption.

**BELVEDERE MUNICIPAL UTILITY DISTRICT**  
**NOTES TO THE FINANCIAL STATEMENTS**  
**FOR THE YEAR ENDED SEPTEMBER 30, 2020**

**5. Bonds (continued)**

These bonds are described as follows:

<u>Issue</u>	<u>Original Issue Amount</u>	<u>Installments (In Thousands)</u>	<u>Final Maturity</u>	<u>Interest Rates</u>	<u>Outstanding</u>
Series 2010	\$2,350,000	\$65 to 225	2030	4.00–5.70%	\$ -0-
Series 2011	\$1,920,000	\$40 to 145	2036	4.25–5.00%	\$ 60,000
Series 2016	\$1,000,000	\$25 to 145	2039	2.00–3.50%	\$ 920,000
Series 2016R	\$3,570,000	\$45 to 360	2036	2.00–4.00%	\$3,225,000
Series 2019	\$1,220,000	\$40 to 160	2038	2.00–3.25%	\$1,075,000

The change in bonds is as follows:

<u>Bonds:</u>	<u>Balance 9/30/2019</u>	<u>Additions</u>	<u>Deletions</u>	<u>Balance 9/30/2020</u>
Unlimited Tax Bonds, Series 2011	\$ 120,000	-	(60,000)	\$ 60,000
Unlimited Tax Bonds, Series 2016	950,000	-	(30,000)	920,000
Unlimited Tax Bonds, Series 2016R	3,365,000	-	(140,000)	3,225,000
Unlimited Tax Bonds, Series 2018	1,115,000	-	(40,000)	1,075,000
<b>Total Bond Indebtedness</b>	<b>\$ 5,550,000</b>	<b>\$ -</b>	<b>\$ (270,000)</b>	<b>\$5,280,000</b>

Redemption

Series 2010 Bonds maturing on or after August 1, 2020, are subject to redemption, in whole or in part, on August 1, 2019, or on any date thereafter at a price equal to the principal amount thereof plus unpaid accrued interest from the most recent interest payment date to the date fixed for redemption. Additionally, term bonds maturing on in the years 2022, 2024, 2026 and 2030 are subject to mandatory sinking fund redemption.

Series 2011 Bonds maturing on or after August 1, 2021, are subject to redemption, in whole or in part, on August 1, 2020, or on any date thereafter at a price equal to the principal amount thereof plus unpaid accrued interest from the most recent interest payment date to the date fixed for redemption. Additionally, term bonds maturing on in the years 2020, 2022, 2024, 2026, 2028, 2031 and 2036 are subject to mandatory sinking fund redemption.

**BELVEDERE MUNICIPAL UTILITY DISTRICT**  
**NOTES TO THE FINANCIAL STATEMENTS**  
**FOR THE YEAR ENDED SEPTEMBER 30, 2020**

**5. Bonds (continued)**

Series 2016 Bonds maturing on or after August 1, 2024, are subject to redemption, in whole or in part, on August 1, 2023, or on any date thereafter, at a price equal to the principal amount thereof plus unpaid accrued interest from the most recent interest payment date to the date fixed for redemption. Additionally, term bonds maturing in the years 2026, 2029, 2033, 2035, 2037 and 2039 are also subject to mandatory sinking fund redemption.

Series 2016R Bonds maturing on or after August 1, 2027, are subject to redemption, in whole or in part, on August 1, 2026, or on any date thereafter, at a price equal to the principal amount thereof plus unpaid accrued interest from the most recent interest payment date to the date fixed for redemption. Additionally, term bonds maturing in the years 2033 and 2036 are also subject to mandatory sinking fund redemption.

Series 2019 Bonds maturing on or after August 1, 2026, are subject to redemption, in whole or in part, on August 1, 2025, or on any date thereafter, at a price equal to the principal amount thereof plus unpaid accrued interest from the most recent interest payment date to the date fixed for redemption. Additionally, term bonds maturing in the years 2028, 2030, 2032, 2034, 2036 and 2038 are also subject to mandatory sinking fund redemption.

Debt Service Requirements

Debt service requirements on long-term debt as of the end of the year are as follows:

<u>Ending September 30,</u>	<u>Principal</u>	<u>Interest</u>	<u>Totals</u>
2021	\$ 275,000	\$ 175,744	\$ 450,744
2022	285,000	168,644	453,644
2023	305,000	160,619	465,619
2024	320,000	151,819	471,819
2025	340,000	140,175	480,175
2026-2030	1,965,000	501,880	2,466,880
2031-2035	1,155,000	208,439	1,363,439
2036-2040	635,000	42,794	677,794
<b>Totals</b>	<b>\$ 5,280,000</b>	<b>\$ 1,550,114</b>	<b>\$ 6,830,114</b>

**BELVEDERE MUNICIPAL UTILITY DISTRICT**  
**NOTES TO THE FINANCIAL STATEMENTS**  
**FOR THE YEAR ENDED SEPTEMBER 30, 2020**

**5. Bonds (continued)**

Advance Refunding of Debt

GASB Statement No. 7, *Advance Refundings Resulting in Defeasance of Debt*, provides that refunded Debt and assets placed in escrow for the payment of related debt service be excluded from the financial statements. As of September 30, 2020, outstanding balances of bond issues that have been refunded and defeased in-substance by placing existing assets and the proceeds of new bonds in an irrevocable trust to provide for all future debt service payments are as follows:

<u>Bond Issue</u>	<u>Amount</u>
Series 2010	\$1,875,000
Series 2011	\$1,510,000

**6. Risk Management**

The District is exposed to various risks of loss related to torts, theft, damage or destruction of assets, errors and omissions, and natural disasters. During the year, the District obtained liability coverage.

**7. Contingencies**

In the opinion of the District, no significant contingencies or reportable litigation exist as of the end of the current fiscal year.

**8. Estimates**

The preparation of financial statements in accordance with U.S. generally accepted accounting principles requires management to make estimates and assumptions that affect the amounts reported in the financial statements and accompanying notes. Actual results may differ from those estimates.

**9. Subsequent Events**

The District has evaluated subsequent events as of December 31, 2020, the date the financial statements were available to be issued. In March 2020, the World Health Organization declared the outbreak of a novel coronavirus (COVID-19) as a “Public Health Emergency of International Concern,” which continues to spread throughout the world. While the disruption is expected to be temporary, there is uncertainty around the severity and duration. Therefore, while this issue may negatively impact the District’s results of operations and financial position, the related financial impact cannot be reasonably estimated at the time. The District is actively managing its operations to maintain its cash flow and management believes that the District has adequate liquidity.



**BELVEDERE MUNICIPAL UTILITY DISTRICT  
NOTES TO THE FINANCIAL STATEMENTS  
FOR THE YEAR ENDED SEPTEMBER 30, 2020**

**10. Reconciliation of Government-wide and Fund Financial Statements**

Adjustments to convert the Governmental Funds Balance Sheet to the Statement of Net Assets are as follows:

<b>Governmental Funds Total Fund Balances</b>	<b>\$1,151,665</b>
Capital assets used in governmental activities are not financial resources and, therefore, are not reported in the funds	4,392,782
Long-term liabilities (bonds payable) are not due and payable in the current period and, therefore, are not reported in the funds	(5,280,000)
Interest is accrued on outstanding debt in the government-wide statements, whereas in the governmental funds, an interest expenditure is reported when made and not accrued in the funds	(29,282)
Deferred tax revenue is not available to pay for current period expenditures and, therefore, is deferred in the funds	<u>23,413</u>
<b>Total Net Assets</b>	<b><u><u>\$ 258,578</u></u></b>

**BELVEDERE MUNICIPAL UTILITY DISTRICT**  
**NOTES TO THE FINANCIAL STATEMENTS**  
**FOR THE YEAR ENDED SEPTEMBER 30, 2020**

**10. Reconciliation of Government-wide and Fund Financial Statements (continued)**

Amounts reported for governmental activities in the Statement of Activities are different from the Governmental Funds Statement of Revenues, Expenditures and Changes in Fund Balance as follows:

<b>Governmental Funds Excess of Revenues over Expenditures</b>	<b>\$(140,900)</b>
Revenues in the Statement of Activities that do not provide current financial resources are not reported as revenues in the funds	
Change in Deferred Tax Revenue	4,203
Governmental funds report capital outlays as expenditures however, in the Statement of Activities, the cost of those assets is allocated over their estimated useful lives as depreciation expense	
Capital Outlay	65,348
Depreciation Expense	(99,408)
Governmental funds report principal payments as expenditures however, in the Statement of Activities, these payments are not reported as operating expenses	
Bond Principal	270,000
Governmental funds do not report the change in accrued interest as an expenditure, however, in the Statement of Activities, this change in the amount accrued is reported as an expense	
Accrued Interest	1,125
Bond Proceeds are reported as other financing sources in the governmental funds and thus contribute to the change in fund balance. In the Statement of Net Position, however, issuing debt increases long-term liabilities and does not affect the Statement of Net Position	
Bond Proceeds	-
<b>Change in Net Assets</b>	<b>\$ 100,368</b>

**REQUIRED SUPPLEMENTARY INFORMATION**

**BELVEDERE MUNICIPAL UTILITY DISTRICT**

**COMBINED STATEMENT OF REVENUES, EXPENDITURES AND CHANGES IN FUND  
BALANCES - GENERAL FUND  
BUDGET AND ACTUAL  
FOR THE YEAR ENDED SEPTEMBER 30, 2020**

	<u>ORIGINAL BUDGET</u>	<u>AMENDED BUDGET</u>	<u>ACTUAL</u>	<u>FAVORABLE (UNFAVORABLE)</u>
<b>REVENUES</b>				
Property Taxes	\$ 243,706	\$ 243,706	\$ 247,567	\$ 3,861
Interest	6,000	6,000	6,942	942
<b>TOTAL REVENUES</b>	<b>249,706</b>	<b>249,706</b>	<b>254,509</b>	<b>4,803</b>
<b>EXPENDITURES</b>				
Current:				
Solid Waste Disposal	45,000	45,000	44,760	240
Landscaping	20,000	20,000	-	20,000
Maintenance	20,000	20,000	22,777	(2,777)
Amenity Center	70,000	88,000	61,693	26,307
Accounting Fees	14,400	14,400	14,400	-
Audit Fees	7,500	7,500	7,500	-
Engineering Fees	33,000	70,000	61,606	8,394
Legal Fees	55,000	75,000	74,983	17
Tax Assessor/Collector	5,000	5,000	3,313	1,687
Director Salaries and Payroll Taxes	-	-	-	-
Insurance	4,000	4,000	3,022	978
Legal Notices	2,000	2,000	985	1,015
Bank Charges and Other	300	300	-	300
Debt Service:				
Fiscal Agent's Fees	-	-	-	-
Interest	-	-	-	-
Principal	-	-	-	-
Capital Expenditures	-	-	-	-
<b>TOTAL EXPENDITURES</b>	<b>276,200</b>	<b>351,200</b>	<b>295,039</b>	<b>56,161</b>
Excess (Deficit) of Revenues				
Over Expenditures	(26,494)	(101,494)	(40,530)	60,964
Fund Balance - Beginning of Year	792,934	792,934	792,934	-
Fund Balance - End of Year	<u>\$ 766,440</u>	<u>\$ 691,440</u>	<u>\$ 752,404</u>	<u>\$ (14,036)</u>

The notes to financial statements are an integral part of this statement.

This page intentionally left blank.

**TEXAS COMMISSION ON ENVIRONMENTAL QUALITY**  
**SUPPLEMENTARY INFORMATION**

**BELVEDERE MUNICIPAL UTILITY DISTRICT  
INDEX OF SUPPLEMENTAL SCHEDULES REQUIRED  
BY THE TEXAS WATER COMMISSION  
FOR THE YEAR ENDED SEPTEMBER 30, 2020**

(Schedules included are checked; explanatory notes are provided for omitted schedules).

- Schedule of Services and Rates
- Schedule of General Fund Expenditures
- Temporary Investments
- Analysis of Taxes Levied and Receivable
- General Long Term Debt Service Requirements by Years
- Analysis of Changes in General Long Term Debt
- Comparative Schedule of Revenues and Expenditures - General Fund
- Comparative Schedule of Revenues and Expenditures – Debt Service Fund
- Board Members, Key Personnel, and Consultants

**BELVEDERE MUNICIPAL UTILITY DISTRICT  
SERVICES AND RATES  
SEPTEMBER 30, 2020**

**1. Services Provided by the District:**

Drainage  
Solid Waste Disposal

**2. Retail Rates Based on 5/8" Meter**

	Minimum Charge	Minimum Usage	Flat Rate Y/N	Rate per first 1000 Gallons Over Minimum	Rate per add'l 1000 Gallons Over Minimum
Water:	\$ N/A	N/A	N/A	\$ N/A	\$ N/A
Wastewater:	\$ N/A	N/A	N/A	\$ N/A	\$ N/A
Surcharge:	-0-				

Total water and wastewater charges per 10,000 gallons usage: \$ N/A

**3. Retail Service Provided:** Number of retail water and/or wastewater connections.

	Active Connections	Active EFSC	Inactive Connections (EFSC)
Single Family & Total	N/A	N/A	N/A

**4. Total Water Consumption During the Fiscal Year:**

Gallons pumped into system: N/A  
Gallons billed to customers: N/A

**5. Standby Fees:** The District does not assess standby fees.

**6. Anticipated sources of funds to be used for debt service payments:** Ad Valorem taxes

**7. Location of District:**

The District is located entirely within Travis County.  
The District is not located within any city.  
The District is not located within any city ETJ.  
The general membership of the Board is not appointed by an office outside the District.



**BELVEDERE MUNICIPAL UTILITY DISTRICT**  
**SCHEDULE OF GENERAL FUND EXPENDITURES**  
**YEAR ENDED SEPTEMBER 30, 2020**

**Current:**

<b>Purchased Services for Resale</b>		
Water	\$	-
Wastewater		-
Connection Fees		-
		-
<b>Professional Fees</b>		
Audit		7,500
Engineering		61,606
Legal		74,983
		<b>144,089</b>
<b>Contracted Services</b>		
Accounting		14,400
Tax Appraisal/Collection		3,313
		<b>17,713</b>
<b>Utilities</b>		
Solid Waste Disposal		44,760
		<b>44,760</b>
<b>Administrative</b>		
Insurance		3,022
Legal Notices		985
Miscellaneous		-
		<b>4,007</b>
<b>Maintenance</b>		
Amenity Center Maintenance		22,777
Amenity Center Operations		61,693
		<b>84,470</b>
<b>TOTAL EXPENDITURES</b>	<b>\$</b>	<b>295,039</b>

Number of persons employed by the District: -0-

**BELVEDERE MUNICIPAL UTILITY DISTRICT**

**ANALYSIS OF TAXES LEVIED AND RECEIVABLE  
YEAR ENDED SEPTEMBER 30, 2020**

	<u>MAINTENANCE TAXES</u>	<u>DEBT SERVICE TAXES</u>
Taxes Receivable, Beginning of Year	\$ 8,390	\$ 10,820
2019 Original Levy	248,464	414,107
Adjustments	(154)	(257)
Add: Penalty & Interest	638	3,428
	<u>257,338</u>	<u>428,098</u>
Total to be accounted for		
Tax collections:		
Current year	246,603	410,254
Prior years	964	4,202
Total Collections	<u>247,567</u>	<u>414,456</u>
Taxes Receivable, End of Year	<u>\$ 9,771</u>	<u>\$ 13,642</u>

	<u>2019</u>	<u>2018</u>	<u>2017</u>	<u>2016</u>	<u>2015</u>
Property Valuations:					
Land & Improvements	<u>207,053,470</u>	<u>203,075,961</u>	<u>196,617,202</u>	<u>182,833,077</u>	<u>156,415,864</u>
Tax Rates Per \$100 Valuation:					
Debt Service tax rates	\$ 0.2000	\$ 0.2000	\$ 0.2000	\$ 0.2000	\$ 0.2500
Maintenance tax rates	0.1200	0.1500	0.1700	0.1895	0.1750
Totals	<u>\$ 0.3200</u>	<u>\$ 0.3500</u>	<u>\$ 0.3700</u>	<u>\$ 0.3895</u>	<u>\$ 0.4250</u>
Original Tax Levy	<u>\$ 662,571</u>	<u>\$ 710,766</u>	<u>\$ 727,484</u>	<u>\$ 712,135</u>	<u>\$ 664,767</u>

**BELVEDERE MUNICIPAL UTILITY DISTRICT**

**GENERAL LONG TERM DEBT SERVICE REQUIREMENTS-BY YEARS  
YEAR ENDED SEPTEMBER 30, 2020**

<b>DUE DURING FISCAL YEARS ENDING</b>	<b>ANNUAL REQUIREMENTS FOR SERIES 2011</b>		
	<b>TOTAL PRINCIPAL DUE</b>	<b>TOTAL INTEREST DUE</b>	<b>TOTAL PRINCIPAL AND INTEREST DUE</b>
2021	60,000	2,600	62,600
2022	-	-	-
2023	-	-	-
2024	-	-	-
2025	-	-	-
2026	-	-	-
2027	-	-	-
2028	-	-	-
2029	-	-	-
2030	-	-	-
2031	-	-	-
2032	-	-	-
2033	-	-	-
2034	-	-	-
2035	-	-	-
2036	-	-	-
2037	-	-	-
2038	-	-	-
2039	-	-	-
2040	-	-	-
	<u>\$ 60,000</u>	<u>\$ 2,600</u>	<u>\$ 62,600</u>

**BELVEDERE MUNICIPAL UTILITY DISTRICT**

**GENERAL LONG TERM DEBT SERVICE REQUIREMENTS-BY YEARS  
YEAR ENDED SEPTEMBER 30, 2020**

<b>DUE DURING FISCAL YEARS ENDING</b>	<b>ANNUAL REQUIREMENTS FOR SERIES 2016</b>		
	<b>TOTAL PRINCIPAL DUE</b>	<b>TOTAL INTEREST DUE</b>	<b>TOTAL PRINCIPAL AND INTEREST DUE</b>
2021	30,000	25,788	55,788
2022	30,000	25,188	55,188
2023	35,000	24,588	59,588
2024	35,000	23,888	58,888
2025	35,000	23,144	58,144
2026	40,000	22,400	62,400
2027	40,000	21,550	61,550
2028	40,000	20,550	60,550
2029	45,000	19,550	64,550
2030	45,000	18,425	63,425
2031	50,000	17,075	67,075
2032	50,000	15,575	65,575
2033	55,000	14,075	69,075
2034	55,000	12,425	67,425
2035	60,000	10,775	70,775
2036	65,000	8,975	73,975
2037	65,000	7,025	72,025
2038	70,000	5,075	75,075
2039	75,000	2,625	77,625
2040	-	-	-
	<u>\$ 920,000</u>	<u>\$ 318,696</u>	<u>\$ 1,238,696</u>

**BELVEDERE MUNICIPAL UTILITY DISTRICT**

**GENERAL LONG TERM DEBT SERVICE REQUIREMENTS-BY YEARS  
YEAR ENDED SEPTEMBER 30, 2020**

<b>DUE DURING FISCAL YEARS ENDING</b>	<b>ANNUAL REQUIREMENTS FOR SERIES 2016R</b>		
	<b>TOTAL PRINCIPAL DUE</b>	<b>TOTAL INTEREST DUE</b>	<b>TOTAL PRINCIPAL AND INTEREST DUE</b>
2021	145,000	114,950	259,950
2022	210,000	112,050	322,050
2023	225,000	105,750	330,750
2024	235,000	99,000	334,000
2025	255,000	89,600	344,600
2026	265,000	79,400	344,400
2027	275,000	68,800	343,800
2028	290,000	57,800	347,800
2029	315,000	46,200	361,200
2030	330,000	33,600	363,600
2031	105,000	20,400	125,400
2032	105,000	17,250	122,250
2033	110,000	14,109	124,109
2034	115,000	10,800	125,800
2035	120,000	7,350	127,350
2036	125,000	3,750	128,750
2037	-	-	-
2038	-	-	-
2039	-	-	-
2040	-	-	-
	<b>\$ 3,225,000</b>	<b>\$ 880,809</b>	<b>\$ 4,105,809</b>

**BELVEDERE MUNICIPAL UTILITY DISTRICT**

**GENERAL LONG TERM DEBT SERVICE REQUIREMENTS-BY YEARS  
YEAR ENDED SEPTEMBER 30, 2020**

<b>DUE DURING FISCAL YEARS ENDING</b>	<b>ANNUAL REQUIREMENTS FOR SERIES 2018</b>		
	<b>TOTAL PRINCIPAL DUE</b>	<b>TOTAL INTEREST DUE</b>	<b>TOTAL PRINCIPAL AND INTEREST DUE</b>
2021	40,000	32,406	72,406
2022	45,000	31,406	76,406
2023	45,000	30,281	75,281
2024	50,000	28,931	78,931
2025	50,000	27,431	77,431
2026	50,000	25,931	75,931
2027	55,000	24,431	79,431
2028	55,000	22,781	77,781
2029	60,000	21,131	81,131
2030	60,000	19,331	79,331
2031	60,000	17,531	77,531
2032	65,000	15,731	80,731
2033	65,000	13,781	78,781
2034	70,000	11,831	81,831
2035	70,000	9,731	79,731
2036	75,000	7,544	82,544
2037	80,000	5,200	85,200
2038	80,000	2,600	82,600
2039	-	-	-
2040	-	-	-
	<u>\$ 1,075,000</u>	<u>\$ 348,009</u>	<u>\$ 1,423,009</u>

**BELVEDERE MUNICIPAL UTILITY DISTRICT**

**GENERAL LONG TERM DEBT SERVICE REQUIREMENTS-BY YEARS  
YEAR ENDED SEPTEMBER 30, 2020**

<b>DUE DURING FISCAL YEARS ENDING</b>	<b>ANNUAL REQUIREMENTS FOR ALL SERIES</b>		
	<b>TOTAL PRINCIPAL DUE</b>	<b>TOTAL INTEREST DUE</b>	<b>TOTAL PRINCIPAL AND INTEREST DUE</b>
2021	275,000	175,744	450,744
2022	285,000	168,644	453,644
2023	305,000	160,619	465,619
2024	320,000	151,819	471,819
2025	340,000	140,175	480,175
2026	355,000	127,731	482,731
2027	370,000	114,781	484,781
2028	385,000	101,131	486,131
2029	420,000	86,881	506,881
2030	435,000	71,356	506,356
2031	215,000	55,006	270,006
2032	220,000	48,556	268,556
2033	230,000	41,965	271,965
2034	240,000	35,056	275,056
2035	250,000	27,856	277,856
2036	265,000	20,269	285,269
2037	145,000	12,225	157,225
2038	150,000	7,675	157,675
2039	75,000	2,625	77,625
2040	-	-	-
	<u>\$ 5,280,000</u>	<u>\$ 1,550,114</u>	<u>\$ 6,830,114</u>

**BELVEDERE MUNICIPAL UTILITY DISTRICT**  
**ANALYSIS OF CHANGES IN GENERAL LONG TERM DEBT**  
**YEAR ENDED SEPTEMBER 30, 2020**

	<u>SERIES 2011</u>	<u>SERIES 2016</u>	<u>SERIES 2016R</u>	<u>SERIES 2018</u>	<u>TOTALS</u>
Interest Rate	4.25 - 5.00%	2.00 - 3.50%	2.00 - 3.00%	2.00 - 3.25%	
Dates Interest Payable	2/1 : 8/1	2/1 : 8/1	2/1 : 8/1	2/1 : 8/1	
Maturity Dates	8/1/14 to 8/1/36	8/1/18 to 8/1/39	8/1/17 to 8/1/36	8/1/17 to 8/1/38	
Bonds Outstanding-Beginning	\$ 120,000	\$ 950,000	\$ 3,365,000	\$ 1,115,000	\$ 5,550,000
Bonds Sold During the Year	-	-	-	-	-
Bonds Defeased During the Year	-	-	-	-	-
Retirements During the Year	<u>(60,000)</u>	<u>(30,000)</u>	<u>(140,000)</u>	<u>(40,000)</u>	<u>(270,000)</u>
Bonds Outstanding-Ending	<u>\$ 60,000</u>	<u>\$ 920,000</u>	<u>\$ 3,225,000</u>	<u>\$ 1,075,000</u>	<u>\$ 5,280,000</u>
Interest Paid During the Year	\$ 5,100	\$ 26,388	\$ 117,750	\$ 33,206	\$ 182,444
Accrued Interest Purchased	-	-	-	-	-
Change in Accrued Interest Payable	<u>(425)</u>	<u>(100)</u>	<u>(467)</u>	<u>(133)</u>	<u>(1,125)</u>
Interest on Financial Statements	<u>\$ 4,675</u>	<u>\$ 26,288</u>	<u>\$ 117,283</u>	<u>\$ 33,073</u>	<u>\$ 181,319</u>
Paying Agent	Wells Fargo	BOKF	BOKF	BOKF	
	<u>Tax Bonds</u>	<u>Other Bonds</u>	<u>Other Bonds</u>	<u>Refunding Bonds</u>	
Bond Authority:					
Amount Authorized By Voters	\$ 7,920,000	\$ -	\$ -	\$ -	
Amount Issued	\$ 6,490,000	\$ -	\$ -	\$ 3,570,000	
Remaining To Be Issued	\$ 1,430,000	\$ -	\$ -	\$ -	

Debt Service Fund Cash and Temporary Investments balances as of September 30, 2020 \$ 238,748

Average annual debt service payment (principal & interest) for remaining term of all debt \$ 359,480



**BELVEDERE MUNICIPAL UTILITY DISTRICT**

**COMPARATIVE SCHEDULE OF REVENUES AND EXPENDITURES - GENERAL FUND  
FOR THE FIVE YEARS ENDED SEPTEMBER 30, 2020**

	<b>AMOUNTS</b>				
	<b>2020</b>	<b>2019</b>	<b>2018</b>	<b>2017</b>	<b>2016</b>
<b>REVENUES</b>					
Property Taxes	\$ 247,567	\$ 303,226	\$ 335,297	\$ 343,259	\$ 275,286
Interest	6,942	11,335	3,771	1,110	542
<b>TOTAL REVENUES</b>	<b>254,509</b>	<b>314,561</b>	<b>339,068</b>	<b>344,369</b>	<b>275,828</b>
<b>EXPENDITURES</b>					
Current:					
Solid Waste Disposal	44,760	43,384	39,797	36,494	33,618
Repairs and Maintenance	22,777	-	30,094	25,069	25,069
Amenity Center Operations	61,693	33,277	-	-	-
Accounting Fees	14,400	14,400	14,400	14,400	14,400
Audit Fees	7,500	7,500	7,500	7,500	7,500
Engineering Fees	61,606	17,018	37,478	3,043	13,075
Legal Fees	74,983	62,880	75,765	41,254	56,611
Tax Assessor/Collector	3,313	3,537	3,798	3,794	3,840
Director Salaries and Tax	-	-	-	-	5,553
Insurance	3,022	2,566	1,902	1,509	2,616
Legal Notices	985	628	314	-	628
Bank Charges and Other	-	18	-	-	35
Fiscal Agent Fees	-	-	-	-	350
Capital Expenditures	-	-	-	-	-
<b>TOTAL EXPENDITURES</b>	<b>295,039</b>	<b>185,208</b>	<b>211,048</b>	<b>133,063</b>	<b>163,295</b>
<b>OTHER FINANCING SOURCES (USES)</b>					
Bond Proceeds	-	-	61,000	-	-
Excess (Deficit) of Revenues over Expenditures	<u>\$ (40,530)</u>	<u>\$ 129,353</u>	<u>\$ 189,020</u>	<u>\$ 211,306</u>	<u>\$ 112,533</u>

**PERCENT OF REVENUES**

<u>2020</u>	<u>2019</u>	<u>2018</u>	<u>2017</u>	<u>2016</u>
97%	96%	99%	100%	100%
3%	4%	1%	0%	0%
<b><u>100%</u></b>	<b><u>100%</u></b>	<b><u>100%</u></b>	<b><u>100%</u></b>	<b><u>100%</u></b>
18%	14%	12%	11%	12%
9%	0%	9%	7%	9%
24%	11%	0%	0%	0%
6%	5%	4%	4%	5%
3%	2%	2%	2%	3%
24%	5%	11%	1%	5%
29%	20%	22%	12%	21%
1%	1%	1%	1%	1%
0%	0%	0%	0%	2%
1%	1%	1%	0%	1%
0%	0%	0%	0%	0%
0%	0%	0%	0%	0%
0%	0%	0%	0%	0%
0%	0%	0%	0%	0%
<b><u>116%</u></b>	<b><u>59%</u></b>	<b><u>62%</u></b>	<b><u>39%</u></b>	<b><u>59%</u></b>
0%	0%	18%	0%	0%
<b><u>-16%</u></b>	<b><u>41%</u></b>	<b><u>56%</u></b>	<b><u>61%</u></b>	<b><u>41%</u></b>

**BELVEDERE MUNICIPAL UTILITY DISTRICT**

**COMPARATIVE SCHEDULE OF REVENUES AND EXPENDITURES - DEBT SERVICE FUND  
FOR THE FIVE YEARS ENDED SEPTEMBER 30, 2020**

	<u>AMOUNTS</u>				
	<u>2020</u>	<u>2019</u>	<u>2018</u>	<u>2017</u>	<u>2016</u>
<u>REVENUES</u>					
Property Taxes	\$ 414,456	\$ 403,748	\$ 393,626	\$ 362,206	\$ 392,945
Interest	3,540	5,742	2,880	2,291	1,123
<b>TOTAL REVENUES</b>	<b><u>417,996</u></b>	<b><u>409,490</u></b>	<b><u>396,506</u></b>	<b><u>364,497</u></b>	<b><u>394,068</u></b>
<u>EXPENDITURES</u>					
Debt Service					
Fiscal Agent Fees	1,749	2,267	1,317	1,144	512
Interest	182,444	188,681	177,491	155,022	209,404
Principal	270,000	250,000	270,000	185,000	125,000
<b>TOTAL EXPENDITURES</b>	<b><u>454,193</u></b>	<b><u>440,948</u></b>	<b><u>448,808</u></b>	<b><u>341,166</u></b>	<b><u>334,916</u></b>
<u>OTHER FINANCING SOURCES</u>					
Bond Proceeds	-	-	-	-	61,408
Excess (Deficit) of Revenues over Expenditures	<b><u>\$ (36,197)</u></b>	<b><u>\$ (31,458)</u></b>	<b><u>\$ (52,302)</u></b>	<b><u>\$ 23,331</u></b>	<b><u>\$ 120,560</u></b>

**PERCENT OF REVENUES**

<b>2020</b>	<b>2019</b>	<b>2018</b>	<b>2017</b>	<b>2016</b>
99%	99%	99%	99%	100%
1%	1%	1%	1%	0%
<b>100%</b>	<b>100%</b>	<b>100%</b>	<b>100%</b>	<b>100%</b>
0%	1%	0%	0%	0%
44%	46%	45%	43%	53%
65%	61%	68%	51%	32%
<b>109%</b>	<b>108%</b>	<b>113%</b>	<b>94%</b>	<b>85%</b>
0%	0%	0%	0%	16%
<b>-9%</b>	<b>-8%</b>	<b>-13%</b>	<b>6%</b>	<b>31%</b>

**BELVEDERE MUNICIPAL UTILITY DISTRICT**

**BOARD MEMBERS, KEY PERSONNEL, AND CONSULTANTS  
YEAR ENDED SEPTEMBER 30, 2020**

DISTRICT MAILING ADDRESS: c/o Lloyd Gosselink Rochelle & Townsend 816 Congress Av #1900 Austin TX 78701

DISTRICT BUSINESS TELEPHONE NUMBER: (512) 322-5800

LIMITS ON FEES OF OFFICE THAT A DIRECTOR MAY RECEIVE DURING A FISCAL YEAR: \$7,200

<u>NAMES</u>	<u>TERM OF OFFICE</u>	<u>SALARY FYE 9/30/20</u>	<u>REIMBURSEMENTS FYE 9/30/20</u>	<u>TITLE AT YEAR END</u>
<b><u>DIRECTORS</u></b>				
Peter Golde	Elected 5/18-5/22	\$ -	\$ -	President
James Koerner	Elected 5/18-5/22	-	-	Vice-President
Kim Clifford	Elected 5/20-5/24	-	-	Secretary
Ronald Ubertini	Elected 5/20-5/24	-	-	Asst Sec
Steven Bryson	Appointed 5/18-5/22	-	-	Asst Sec
Payments to Retiring Directors		-	-	
		<u>\$ -</u>	<u>\$ -</u>	

**CONSULTANTS**

Lloyd Gosselink Rochelle & Townsend, PC	\$ 74,983	\$ -	Attorney
Jones Carter	\$ 61,606	\$ -	Engineer
West Davis and Company, LLP	\$ 7,500	\$ -	Auditor
Montoya & Monzingo	\$ 14,400	\$ -	Accountant
Travis County Tax Collector	\$ 3,313	\$ -	Tax Collector

## **OTHER INFORMATION**

**BELVEDERE MUNICIPAL UTILITY DISTRICT**

**PRINCIPAL TAXPAYERS  
SEPTEMBER 30, 2020**

Taxpayer	Taxable Assessed Value	% of 2020 Certified Taxable Assessed Value
Individual	\$ 2,348,900	1.08%
Individual	2,236,150	1.03%
Individual	1,972,500	0.91%
Individual	1,954,841	0.90%
Individual	1,929,007	0.89%
Individual	1,900,300	0.87%
Individual	1,877,703	0.86%
Individual	1,684,800	0.77%
Individual	1,625,000	0.75%
Individual	1,612,182	0.74%
<b>Total</b>	<b>\$ 19,141,383</b>	<b>8.80%</b>

**ASSESSED VALUE BY CLASSIFICATION  
SEPTEMBER 30, 2020**

Type of Property	2020 Taxable Assessed Value
Land	\$ 41,534,989
Improvements	\$ 175,899,071
Personal Property	197,296
Total Assessed Valuation	217,631,356
Exemptions	37,881
Total Taxable Appraised Valuation	<b>\$ 217,593,475</b>

**BELVEDERE MUD  
SCHEDULE OF CASH ACTIVITY  
GENERAL FUND  
MEETING DATE: JANUARY 19, 2021**

GENERAL FUND CHECKING ACCOUNT BALANCE AS OF 12/31/20 \$ 435,551.31

Revenue:

<u>Deposit Date</u>	<u>Description</u>	Amount
		\$ -
		<u>\$ -</u>
	Cash Balance Before Expenditures	<u>\$ 435,551.31</u>

Expenditures:

<u>Check Number</u>	<u>Description</u>	Amount
1207	Montoya & Monzingo LLP Accounting Fees	\$ 1,200.00
1208	Lloyd Gosselink Legal Fees	\$ 3,331.00
1209	Sunscape Landscaping Trail Maintenance	\$ 894.85
1210	Belvedere HOA Amenity Operations	\$ 29,948.84
1211	Jones Carter Engineering Fees	\$ 2,535.00
1212	Jones Carter Landscaping Improvements	\$ 4,736.25
1213	Pharis Design Landscaping Improvements	\$ 1,333.58
1214	Fazzone Construction Co., Inc Landscaping Improvements	\$ 4,632.87
1215	Texas Disposal Systems Inc. Solid Waste Removal	\$ 11,935.23
Transfer	Belvedere MUD - Money Market	\$ 230,000.00
Transfer	Belvedere MUD - Debt Service Property Taxes	\$ 102,829.00
	<b>Total Expenditures:</b>	<u>\$ (393,376.62)</u>

ENDING BALANCE - GENERAL FUND CHECKING AS OF JANUARY 19, 2021 **\$ 42,174.69**

CASH BALANCE - GENERAL FUND - MONEY MARKET ACCOUNT - UNRESERVED \$ 482,368.16

Deposit	Transfer from Checking	\$ 230,000.00
	<b>Total Deposits:</b>	<u>\$ 230,000.00</u>

ENDING CASH BALANCE - GENERAL FUND - MONEY MARKET ACCOUNT - UNRESERVED **\$ 712,368.16**

CASH BALANCE - GENERAL FUND - TEXPOOL **\$ 25,058.80**

TOTAL GENERAL FUND OPERATING CASH **\$ 779,601.65**

LESS : GENERAL FUND - OPERATING RESERVES \$ (580,000.00)

**TOTAL GENERAL FUND CASH BALANCE LESS RESERVES **\$ 199,601.65****

EXHIBIT C



**BELVEDERE MUD**  
**SCHEDULE OF CASH ACTIVITY**  
**GENERAL FUND**  
**MEETING DATE: JANUARY 19, 2021**

<b>CASH BALANCE - CAPITAL PROJECTS</b>			<b>\$ 125,817.89</b>
Transfer Belvedere - Operating		Reimburse - Amenity Center	<u>\$ 10,702.70</u>
		<b>Total Transfer:</b>	<u>\$ 10,702.70</u>
<b>TOTAL CASH BALANCE - CAPITAL PROJECTS</b>			<b>\$ 115,115.19</b>

<b>CASH BALANCE - DEBT SERVICE FUND - MONEY MARKET</b>			<b>\$ 214,624.52</b>
Deposits Transfer from Operating Checking		Property Taxes	<u>\$ 102,829.00</u>
		<b>Total Deposits:</b>	<u>\$ 102,829.00</u>
Expenditures			
Wire BOK Financial		BELV1011UT	\$ 37,806.25
Wire BOK Financial		BELV316UT	\$ 13,093.75
Wire BOK Financial		BELV916UTR	\$ 57,675.00
Wire BOK Financial		BELV218UTP	<u>\$ 16,403.13</u>
			<u>\$ 124,978.13</u>
<b>ENDING CASH BALANCE - DEBT SERVICE FUND - MONEY MARKET</b>			<b>\$ 192,475.39</b>
<b>CASH BALANCE - DEBT SERVICE - TEXPOOL</b>			<b>\$ 25,098.93</b>
<b>TOTAL CASH BALANCE - DEBT SERVICE</b>			<b>\$ 217,574.32</b>

Belvedere Municipal Utility District  
Statement of Revenues and Expenditures Budget vs. Actual  
For the Year to Date Ended January 19, 2021  
Unaudited

	Year to Date Actual	2021 Annual Budget	2021 Annual Variance Favorable (Unfavorable)
<u>Revenues</u>			
Maintenance Taxes	\$ 49,588	\$ 196,819	\$ (147,231)
Other Income-Landscaping	82,467	-	82,467
Interest Income	461	2,000	(1,539)
<b>Total Revenues</b>	<b>132,516</b>	<b>198,819</b>	<b>(66,303)</b>
<u>Expenditures</u>			
Solid Waste Disposal	23,293	45,000	21,707
Legal Fees	7,317	55,000	47,683
Audit Fees	-	7,500	7,500
Accounting Fees	4,800	14,400	9,600
Engineering Fees	7,808	38,000	30,192
Engineering Fees - Drainage & Trail Maint	324	20,000	19,676
Amenity Center Operations	43,880	55,000	11,120
Amenity Center Maintenance	-	20,000	20,000
Amenity Center Landscaping	900	97,000	96,100
Drainage and Trail Maintenance	3,579	71,000	67,421
Insurance	1,343	4,000	2,657
Tax Appraisal and Collection Fees	1,082	5,000	3,918
Bank Charges	290	200	(90)
Other Fees	-	100	100
Newspaper notices	-	2,000	2,000
Website Expenses	-	500	500
<b>Total Expenditures</b>	<b>94,616</b>	<b>434,700</b>	<b>340,084</b>
Projected Excess Revenue Over Expenditures	<u>\$ 37,900</u>	<u>\$ (235,881)</u>	<u>\$ 273,781</u>

Belvedere MUD  
Capital Projects Fund

Check Number	Date	Payee	Amenity Center	Surplus Funds	Interest Earnings	Total
Cash Balance	7/31/2020		\$ 160,310.44	\$ 21,700.75	\$ 9,376.77	\$ 191,387.96
	8/31/2020	Interest earned	-	-	51.25	51.25
	9/31/2020	Interest earned	-	-	47.07	47.07
	10/31/2020	Interest earned	-	-	46.46	46.46
342	11/17/2020	Belvedere - Operating	(31,378.72)	-	-	(31,378.72)
343	11/17/2020	Belvedere - Operating	(8,263.15)	-	-	(8,263.15)
	11/30/2020	Interest earned	-	-	39.41	39.41
344	12/15/2020	Void	-	-	-	-
345	12/15/2020	Void	-	-	-	-
Transfer	12/31/2020	Belvedere - Operating	(26,145.10)	-	-	(26,145.10)
	12/31/2020	Interest earned	-	-	32.71	32.71
Transfer	1/19/2021	Belvedere - Operating	(10,702.70)	-	-	(10,702.70)
			<u>\$ 83,820.77</u>	<u>\$ 21,700.75</u>	<u>\$ 9,593.67</u>	<u>\$ 115,115.19</u>

**Belvedere Municipal Utility District**  
**Balance Sheet**  
As of January 19, 2021

---

	<u>Jan 19, 21</u>
<b>ASSETS</b>	
Current Assets	
Checking/Savings	
Checking Account - ABC Bank	42,174.69
Money Market - ABC Bank	712,368.16
TexPool	25,058.80
Total Checking/Savings	<u>779,601.65</u>
Accounts Receivable	
Taxes Receivable	133,937.39
Total Accounts Receivable	<u>133,937.39</u>
Other Current Assets	
Due From Capital Projects	10,702.70
Total Other Current Assets	<u>10,702.70</u>
Total Current Assets	<u>924,241.74</u>
<b>TOTAL ASSETS</b>	<u><u>924,241.74</u></u>
<b>LIABILITIES &amp; EQUITY</b>	
Liabilities	
Current Liabilities	
Other Current Liabilities	
Deferred Revenue	133,937.39
Total Other Current Liabilities	<u>133,937.39</u>
Total Current Liabilities	<u>133,937.39</u>
Total Liabilities	133,937.39
Equity	
Unassigned	752,404.29
Net Income	37,900.06
Total Equity	<u>790,304.35</u>
<b>TOTAL LIABILITIES &amp; EQUITY</b>	<u><u>924,241.74</u></u>

**Belvedere Municipal Utility District**  
**Profit & Loss**  
October 1, 2020 through January 19, 2021

---

	<u>Oct 1, '20 - Jan 19, 21</u>
Ordinary Income/Expense	
Income	
Other Income-Landscaping	82,466.82
Interest Income	460.79
Income	
Property Taxes	49,588.43
	<hr/>
Total Income	49,588.43
	<hr/>
Total Income	132,516.04
Expense	
Amenity Maintenance-Landscaping	900.00
Amenity Center Operations	43,880.23
Trail Repairs	
Trail General Maintenance	3,579.40
	<hr/>
Total Trail Repairs	3,579.40
Bank Service Charges	290.24
Bookkeeping Fees	4,800.00
Engineering	
Drainage & Trail Maintenance	323.75
District Engineering	7,807.50
	<hr/>
Total Engineering	8,131.25
Insurance	
Liability Insurance	1,343.33
	<hr/>
Total Insurance	1,343.33
Legal Fees	7,316.50
Collection and Appraisal Fees	1,082.28
Waste Disposal	23,292.75
	<hr/>
Total Expense	94,615.98
	<hr/>
Net Ordinary Income	37,900.06
	<hr/>
Net Income	<u>37,900.06</u>

**Belvedere MUD - Capital Projects Fund**  
**Balance Sheet**  
As of January 19, 2021

---

	<u>Jan 19, 21</u>
<b>ASSETS</b>	
Current Assets	
Checking/Savings	
Cash	115,115.19
Total Checking/Savings	<u>115,115.19</u>
Total Current Assets	<u>115,115.19</u>
<b>TOTAL ASSETS</b>	<u><u>115,115.19</u></u>
<b>LIABILITIES &amp; EQUITY</b>	
Equity	
Restricted	160,107.56
Net Income	<u>-44,992.37</u>
Total Equity	<u>115,115.19</u>
<b>TOTAL LIABILITIES &amp; EQUITY</b>	<u><u>115,115.19</u></u>

**Belvedere MUD - Capital Projects Fund**  
**Profit & Loss**

October 1, 2020 through January 19, 2021

---

	<u>Oct 1, '20 - Jan 19, 21</u>
Ordinary Income/Expense	
Expense	
Amenity Center Improvements	45,110.95
Total Expense	<u>45,110.95</u>
Net Ordinary Income	-45,110.95
Other Income/Expense	
Other Income	
Interest Income	118.58
Total Other Income	<u>118.58</u>
Net Other Income	<u>118.58</u>
Net Income	<u><u>-44,992.37</u></u>

**Belvedere MUD-Debt Service Fund**  
**Balance Sheet**  
As of January 19, 2021

---

	<u>Jan 19, 21</u>
<b>ASSETS</b>	
Current Assets	
Checking/Savings	
MUD Debt Service Fund	192,475.39
TexPool	25,098.93
Total Checking/Savings	<u>217,574.32</u>
Accounts Receivable	
Taxes Receivable	281,355.11
Total Accounts Receivable	<u>281,355.11</u>
Total Current Assets	<u>498,929.43</u>
<b>TOTAL ASSETS</b>	<u><u>498,929.43</u></u>
<b>LIABILITIES &amp; EQUITY</b>	
Liabilities	
Current Liabilities	
Other Current Liabilities	
Deferred Revenue	281,355.11
Total Other Current Liabilities	<u>281,355.11</u>
Total Current Liabilities	<u>281,355.11</u>
Total Liabilities	281,355.11
Equity	
Restricted	239,153.37
Net Income	-21,579.05
Total Equity	<u>217,574.32</u>
<b>TOTAL LIABILITIES &amp; EQUITY</b>	<u><u>498,929.43</u></u>



**Belvedere MUD-Debt Service Fund**  
**Profit & Loss**  
October 1, 2020 through January 19, 2021

---

	Oct 1, '20 - Jan 19, 21
Ordinary Income/Expense	
Income	
Tax Revenue	103,273.80
Total Income	103,273.80
Expense	
Bank Service Charges	5.00
Bond Principal	0.00
Interest Expense	124,178.13
Paying Agent Fee	800.00
Total Expense	124,983.13
Net Ordinary Income	-21,709.33
Other Income/Expense	
Other Income	
Interest Income	130.28
Total Other Income	130.28
Net Other Income	130.28
Net Income	<u><u>-21,579.05</u></u>

Montoya & Monzingo, LLP


P.O. Box 2029  
Pflugerville, TX 78691  
(512) 251-5668

# Invoice

Date	Invoice #
1/5/2021	24008

Bill To
Belvedere MUD P.O. Box 2029 Pflugerville, TX 78691

Description	Amount
January 2021 accounting services	1,200.00
Thank you for your business.	<i>Rec'd 1/5/21</i>
<b>Total</b>	<b>\$1,200.00</b>



**SUNSCAPE**  
LANDSCAPING

**INVOICE**

Invoice: 10123  
Invoice Date: 01/01/2021

**BILL TO** **PROPERTY ADDRESS**

Belvedere Municipal Utility District  
C/O Montoya & Monzingo, LLP  
P.O. Box 2029  
Pflugerville, TX 78691

Belvedere Municipal Utility District  
17400 Flagler Drive  
Austin, TX 78738

Phone: 512-251-5668

**INVOICE** **TERMS** **ACCOUNT MANAGER**

01/01/2021 Due on Receipt Jesse Trevino

**DESCRIPTION** **PRICE**

#8509 - Trail Maintenance Contract January 2021 \$894.85

Subtotal: \$894.85  
Sales Tax (.00%) \$0.00  
**INVOICE TOTAL: \$894.85**

*Rec'd 1/10/21*

		<u>October</u>	<u>November</u>	<u>December</u>	
PEC 5631		310.90		112.82	
ATT 6943		64.51	64.51		
spectrum		102.76	102.76		missing invoice
ATT 8372		530.98	267.69	267.69	
sunscape	lawn cutting	2,100.00	2,100.19	2,100.20	
stephens	trash	392.00	420.00	588.00	
manuelas	cleaning	460.00	575.00	460.00	
sunscape	enhancements	16,412.55	292.76		
sundek	seal patio	deposit 33%	1,570.14		
fred frndle	repair		100.00		
Kim Big misc		toiletries	38.82		no invoice or receipt
		gutter tex	487.50		no invoice or receipt
Lux	electrical		27.06		
	Total	22,570.16	3,849.97	3,528.71	

Q4 due 29,948.84



# JONES | CARTER

6330 West Loop South, Suite 150  
Bellaire, Texas 77401

**Invoice Total \$2,535.00**

January 12, 2021  
Project No: 16654-0900-20  
Invoice No: 00315247

Jeff Monzingo  
Belvedere Municipal Utility District  
c/o Montoya&Monzingo  
203 N. Railroad Avenue  
Pflugerville, TX 78660

**PLEASE NOTE OUR REMIT INFO**

<b>REMIT ADDRESS:</b>	<b>ACH INFORMATION:</b>
Jones & Carter, Inc.	BB&T (Truist)
P.O. Box 95562	Account #: 1440002564231
Grapevine, TX 76099-9708	Routing #: 111017694

Please send remittance advice to:  
AccountsReivable@jonescarter.com

**Payment Terms: Due upon Receipt**

Project 16654-0900-20 2020 General Consultation (Belvedere MUD)

Services include preparation for and attendance at December Board meeting; coordination with Engr. Subcommittee and regarding erosion repair at Lower Pond, preparation of repair exhibit, and coordination with Fazzone for a repair proposal.

Professional Services from November 28, 2020 to January 1, 2021

Task 001 District Operations

	<b>Hours</b>	<b>Rate</b>	<b>Amount</b>
Professional Engineer III	11.00	185.00	2,035.00
Design Engineer I	5.00	100.00	500.00
Totals	16.00		2,535.00
<b>Total Labor</b>			<b>2,535.00</b>

**TOTAL THIS INVOICE \$2,535.00**

*Rec'd 1/12/21*



# JONES | CARTER

6330 West Loop South, Suite 150  
Bellaire, Texas 77401

**Invoice Total \$4,736.25**

January 12, 2021  
Project No: 16654-0004-00  
Invoice No: 00315246

Belvedere Municipal Utility District  
c/o Montoya&Monzingo  
203 N. Railroad Avenue  
Pflugerville, TX 78660

**PLEASE NOTE OUR REMIT INFO**

<b>REMIT ADDRESS:</b>	<b>ACH INFORMATION:</b>
Jones & Carter, Inc.	BB&T (Truist)
P.O. Box 95562	Account #: 1440002564231
Grapevine, TX 76099-9708	Routing #: 111017694

Please send remittance advice to:  
AccountsReivable@jonescarter.com

**Payment Terms: Due upon Receipt**

Project 16654-0004-00 Belvedere Landscaping Bid Services  
Services include construction contract administration services, including submittal and pay request review; discussions with contractor, Landscape Architect, and Client regarding proposed change orders; site visit with Client; and field project representation.

Professional Services from November 28, 2020 to January 1, 2021

Task	300	Construction Phase Services		
		<b>Hours</b>	<b>Rate</b>	<b>Amount</b>
		Professional Engineer III	12.25	185.00
		Admin II	2.00	75.00
		Totals	14.25	2,416.25
		<b>Total Labor</b>		<b>2,416.25</b>

Task	600	Field Project Representation		
		<b>Hours</b>	<b>Rate</b>	<b>Amount</b>
		Construction Manager III	15.25	140.00
		Professional Engineer III	1.00	185.00
		Totals	16.25	2,320.00
		<b>Total Labor</b>		<b>2,320.00</b>

**TOTAL THIS INVOICE \$4,736.25**

*Reimburse from C.P.*

*Reid 1/12/21*

PHARIS DESIGN  
 PLANNING | LANDSCAPE ARCHITECTURE  
 Pharis Design, Inc.  
 2525 South Lamar Blvd, Unit 4  
 Austin, TX 78704  
 US  
 (512) 853-9682

**INVOICE**

Invoice Date: 01/11/21  
 Due Date: 02/10/21  
 Total Amount: \$1,333.58  
 Number: 5759  
 Invoice Period: 12/01/20 - 12/31/20  
 Terms: Net 30  
 Job: Belvedere MUD Amenity Center

**Belvedere MUD**

Belvedere MUD  
 C/O Mark Greene  
 Austin, Texas

**INVOICE SUMMARY**

Description	Total Budget	Remaining Budget		Prior Billings		This Invoice	
		%	\$	% Billed	\$ Billed	% Billed	\$ Billed
Schematic Design	\$4,950.00	--	--	100.00%	\$4,950.00	--	--
Design Development	\$7,745.60	--	--	100.00%	\$7,745.60	--	--
Construction Documents	\$13,041.20	--	--	100.00%	\$13,041.20	--	--
Regulatory Approval	\$1,100.00	--	--	100.00%	\$1,100.00	--	--
Construction Observation	\$4,010.00	2.24%	\$90.00	65.09%	\$2,610.00	32.67%	\$1,310.00
	--		--		--		--
<b>BUDGET TOTALS</b>	<b>\$30,846.80</b>		<b>\$90.00</b>		<b>\$29,446.80</b>		<b>\$1,310.00</b>

Description	Amount
Travel:Mileage	\$23.58
<b>Subtotal</b>	<b>\$23.58</b>

Description  
 walks, walls, planting site visit

**TOTAL AMOUNT DUE \$1,333.58**

*Reimbursed by C.P.*

*Rec'd 1/11/21*



OWNER: Belvedere Municipal Utility District		PROGRESS PAYMENT # 2		CONTRACT DATES							
PROJECT: Construction of Amenity Center Improvements				FROM	TO						
JOB NO. : 16654-0004-00				ORIGINAL	16-Nov-20 15-Jan-21						
CONTRACTOR: Fazzone Construction Co., Inc.				REVISED	16-Nov-20 15-Jan-21						
				THIS EST.	01-Dec-20 31-Dec-20						
ITEM NO.	DESCRIPTION	UNIT	ESTIMATED QUANTITY	UNIT PRICE	THIS ESTIMATE		PREVIOUS ESTIMATE		TOTAL TO DATE		REMARKS
					QUANTITY	AMOUNT	QUANTITY	AMOUNT	QUANTITY	AMOUNT	
MATERIALS ON HAND										\$0.00	
TOTAL MATERIALS ON HAND						\$0.00		\$0.00		\$0.00	
CHANGE ORDER PLUS/MINUS			VALUE	DAYS							
Change Order No. 001			\$0.00							\$0.00	
Change Order No. 002			\$0.00							\$0.00	
Change Order No. 003			\$0.00							\$0.00	
Change Order No. 004			\$0.00							\$0.00	
TOTAL CONTRACT MODIFICATIONS										\$0.00	
Subtotal (Line Items)					\$5,147.63		\$21,881.58		\$27,029.21		
Materials on Hand					\$0.00		\$0.00		\$0.00		
Subtotal (Materials on Hand/Line Items)					\$5,147.63		\$21,881.58		\$27,029.21		
0 Impact Days Requested this Pay Period											
Less Retainage (10%)					\$514.76		\$2,188.16		\$2,702.92		
0 Impact Days Approved this Pay Period											
Total					\$4,632.87		\$19,693.42		\$24,326.29		
0 Impact Days Approved to Date											
Less Previous Estimates									\$19,693.42		
0 Change Order Days											
Due this Estimate									\$4,632.87		
15 Days Remaining											
75% Complete by Time					Orig. Contract Amount	\$363,946.18					
7% Complete by Value					Contract Modifications	\$0.00					
Total Contract Amount					\$363,946.18						
Construction Remaining					\$336,916.98						
Amount Approved					\$4,632.87						

APPROVED BY JONES | CARTER

*Catherine B. Mitchell*  
 BY: Catherine Garza Mitchell, PE

Reimbursed by C.P.





3100 Alvin Devane Boulevard, Suite 150  
Austin, Texas 78741-7425  
Tel: 512.441.9493  
Fax: 512.445.2286  
www.jonescarter.com

January 12, 2021

Belvedere Municipal Utility District  
c/o Lloyd Gosselink Rochelle & Townsend, P.C.  
816 Congress Avenue, Suite 1900  
Austin, Texas 78701

Re: Construction of Amenity Center Improvements  
Belvedere Municipal Utility District  
Travis County, Texas

Dear Directors:

Enclosed is Progress Payment Request No. 2 from Fazzone Construction Co., Inc. for the referenced project. The estimate is in order and we recommend payment in the amount of \$4,632.87 to Fazzone Construction Co., Inc.

Also enclosed is Construction Progress Report No. 2, which is submitted in accordance with Texas Commission on Environmental Quality Rule No. 293.62. This report covers construction activities for the referenced project during the period December 1, 2020 to December 31, 2020.

Sincerely,

A handwritten signature in cursive script that reads 'Catherine B. Mitchell'.

Catherine Garza Mitchell, PE

CGM/jmr

K:\16654\16654-0004-00 Belvedere Landscaping Bid Services\3 Construction Phase\5. Pay Estimates & Change Orders\16654-0004-00 ESTIMATE LETTER.docx

Enclosure

cc: Fazzone Construction Co., Inc.  
Ms. Stefanie Albright – Lloyd Gosselink Rochelle & Townsend, P.C.

January 11, 2021

Construction Progress Report No. 2  
Period December 1, 2020 to December 31, 2020

Construction of Amenity Center Improvements  
Belvedere Municipal Utility District  
Travis County, Texas

Contract:

- A. Contractor: Fazzone Construction Co., Inc.
- B. Contract Date: November 12, 2020
- C. Authorization to Proceed: November 16, 2020 (60 Calendar Days)
- D. Completion Date: January 15, 2021
- E. Contract Time Used: 45 Calendar Days (75%)

I. General

Contractor has installed tree protection, removed the existing boulder and completed the 4-inch PVC sleeving for irrigation and lighting.

II. Change Orders

None Issued this Report.

III. Completion Report

A. Estimated Cost as of this Report Period

1.	Contract Bid Price	\$	363,946.18
2.	Change Orders	\$	0.00
3.	Total Estimated Contract Price	\$	363,946.18

B. Actual cost as of this Report \$ 27,029.21

C. Amount Retained (10% of B) \$ 2,702.92

D. Total Paid Contractor \$ 24,326.29

E. Estimated Cost Remaining (A.3 - B) \$ 336,916.98

F. Construction Complete (B/A.3) 7%

IV. Frequency of Observation – Periodically

V. Problems – No problems this report.



JONES | CARTER

Texas Board of Professional Engineers Registration No. F-439 | Texas Board of Professional Land Surveying Registration No. 10046101



OWNER: Belvedere Municipal Utility District  
 PROJECT: Construction of Amenity Center Improvements  
 JOB NO.: 16654-0004-00  
 CONTRACTOR: Fazzone Construction Co., Inc.

PROGRESS PAYMENT # 2

CONTRACT DATES  
 FROM 16-Nov-20 TO 15-Jan-21  
 REVISD 16-Nov-20 TO 15-Jan-21  
 THIS EST. 01-Dec-20 TO 31-Dec-20

ITEM NO.	DESCRIPTION	UNIT	ESTIMATED QUANTITY	UNIT PRICE	THIS ESTIMATE		PREVIOUS ESTIMATE		TOTAL TO DATE		REMARKS
					QUANTITY	AMOUNT	QUANTITY	AMOUNT	QUANTITY	AMOUNT	
<b>BASE BID</b>											
1	Move-in and start-up, including performance and payment bonds for 100 percent (100%) of the contract amount. Cost not to exceed 10% of total contract amount.	LS	1.0	\$6,996.00	0.0%	\$0.00	100.0%	\$6,996.00	100.0%	\$6,996.00	100.0%
<b>EROSION CONTROLS &amp; RESTORATION</b>											
2	Stabilized Construction Entrance, installed, maintained and removed.	LS	1.0	\$1,749.00	75.0%	\$1,311.75	0.0%	\$0.00	75.0%	\$1,311.75	75.0%
3	Concrete washout area, installed, maintained and removed.	LS	1.0	\$991.10	75.0%	\$743.33	0.0%	\$0.00	75.0%	\$743.33	75.0%
4	Silt fence, installed, maintained and removed.	LF	208.0	\$2.16	0.0	\$0.00	208.0	\$449.28	208.0	\$449.28	100.0%
5	Tree protection, installed, maintained and removed.	LS	1.0	\$1,749.00	75.0%	\$1,311.75	0.0%	\$0.00	75.0%	\$1,311.75	75.0%
6	Mulch sock, installed, maintained and removed.	LF	170.0	\$7.29	0.0	\$0.00	170.0	\$1,239.30	170.0	\$1,239.30	100.0%
7	Hydro-mulch seeding of disturbed areas. Contractor to ensure growth of vegetation by whatever means necessary, including re-seeding, over-seeding or watering at no separate pay.	LS	1.0	\$612.15	0.0%	\$0.00	0.0%	\$0.00	0.0%	\$0.00	0.0%
8	Bermuda Seed installed per plan. Contractor to ensure growth of vegetation by whatever means necessary, including re-seeding, over-seeding or watering at no separate pay.	SF	7,388.0	\$0.17	0.0	\$0.00	0.0%	\$0.00	0.0%	\$0.00	0.0%
<b>DEMOLITION</b>											
9	Remove existing parking wall per plan. Save all stone for use on site.	LS	1.0	\$1,908.00	0.0%	\$0.00	100.0%	\$1,908.00	100.0%	\$1,908.00	100.0%



OWNER: Belvedere Municipal Utility District  
 PROJECT: Construction of Amenity Center Improvements  
 JOB NO.: 16654-0004-00  
 CONTRACTOR: Fazzone Construction Co., Inc.

PROGRESS PAYMENT # 2

CONTRACT DATES  
 FROM 16-Nov-20 TO 15-Jan-21  
 REVISD 16-Nov-20 TO 15-Jan-21  
 THIS EST. 01-Dec-20 TO 31-Dec-20

ITEM NO.	DESCRIPTION	UNIT	ESTIMATED QUANTITY	UNIT PRICE	THIS ESTIMATE		PREVIOUS ESTIMATE		TOTAL TO DATE		REMARKS
					QUANTITY	AMOUNT	QUANTITY	AMOUNT	QUANTITY	AMOUNT	
10	Remove existing entry sign per plan.	LS	1.0	\$636.00	0.0%	\$0.00	100.0%	\$636.00	100.0%	\$636.00	100.0%
11	Remove existing bollards per plan.	LS	1.0	\$1,017.60	0.0%	\$0.00	100.0%	\$1,017.60	100.0%	\$1,017.60	100.0%
12	Remove existing plant beds on Amenity Center lot per plan.	LS	1.0	\$4,452.00	0.0%	\$0.00	100.0%	\$4,452.00	100.0%	\$4,452.00	100.0%
13	Remove existing plant beds in islands on Flagler Drive per plan.	LS	1.0	\$2,289.60	0.0%	\$0.00	100.0%	\$2,289.60	100.0%	\$2,289.60	100.0%
14	Remove existing boulder per plan, and save boulder for use on site.	EA	2.0	\$127.20	2.0	\$254.40	0.0%	\$0.00	2.0	\$254.40	100.0%
15	Remove existing decomposed granite trail at north end of playground per plan.	LS	1.0	\$445.20	0.0%	\$0.00	100.0%	\$445.20	100.0%	\$445.20	100.0%
16	Remove existing sod along west edge of playground per plan.	LS	1.0	\$445.20	0.0%	\$0.00	100.0%	\$445.20	100.0%	\$445.20	100.0%
17	Remove existing bench on west side of basketball court and relocate on site.	LS	1.0	\$190.80	0.0%	\$0.00	50.0%	\$95.40	50.0%	\$95.40	50.0%
18	Remove existing gablon baskets at southwest corner of Flagler Drive and Rollins Drive.	LS	1.0	\$1,908.00	0.0%	\$0.00	100.0%	\$1,908.00	100.0%	\$1,908.00	100.0%
19	Trim existing tree at north end of existing parking lot per plan.	LS	1.0	\$445.20	0.0%	\$0.00	0.0%	\$0.00	0.0%	\$0.00	0.0%
<b>PARKING LOT IMPROVEMENTS</b>											
20	Blackstar Gravel parking lot, including compacted subgrade and base, complete in place per plans.	SF	1,200.0	\$6.68	0.0	\$0.00	0.0	\$0.00	0.0	\$0.00	0.0%
21	Wheel Stops, complete in place.	EA	7.0	\$190.80	0.0	\$0.00	0.0	\$0.00	0.0	\$0.00	0.0%
22	1' wide Ribbon Curb, complete in place.	LF	110.0	\$31.80	0.0	\$0.00	0.0	\$0.00	0.0	\$0.00	0.0%



OWNER: Belvedere Municipal Utility District		PROGRESS PAYMENT # 2		CONTRACT DATES							
PROJECT: Construction of Amenity Center Improvements				ORIGINAL	FROM	TO					
JOB NO. : 16654-0004-00				REVISED	16-Nov-20	15-Jan-21					
CONTRACTOR: Fazzone Construction Co., Inc.				THIS EST.	01-Dec-20	31-Dec-20					
ITEM NO.	DESCRIPTION	UNIT	ESTIMATED QUANTITY	UNIT PRICE	THIS ESTIMATE		PREVIOUS ESTIMATE		TOTAL TO DATE		REMARKS
					QUANTITY	AMOUNT	QUANTITY	AMOUNT	QUANTITY	AMOUNT	
<b>HARDSCAPE IMPROVEMENTS</b>											
23	Flagstone trail, including compacted crushed gravel base and sand bed, complete in place per plans.	SF	2,490.0	\$29.53	0.0	\$0.00	0.0	\$0.00	0.0	\$0.00	0.0%
24	Gravel trail, including compacted limestone base, complete in place per plans.	SF	1,607.0	\$6.68	0.0	\$0.00	0.0	\$0.00	0.0	\$0.00	0.0%
25	18-Inch Drystack Stormwater Diversion Wall, including compacted base and concrete footing, complete in place per plans.	LF	115.0	\$133.56	0.0	\$0.00	0.0	\$0.00	0.0	\$0.00	0.0%
26	Drystack Entry Wall, including compacted base and concrete footing, complete in place per plans.	LF	64.0	\$174.26	0.0	\$0.00	0.0	\$0.00	0.0	\$0.00	0.0%
27	Entry sign, including 20 LF of drystack entry wall and leuders panel with lettering, complete in place per plans.	LS	1.0	\$11,263.56	0.0%	\$0.00	0.0%	\$0.00	0.0%	\$0.00	0.0%
28	Drystack Stone Seat Wall, including compacted base and concrete footing, complete in place per plans.	LF	65.0	\$133.56	0.0	\$0.00	0.0	\$0.00	0.0	\$0.00	0.0%
29	12-Inch Stone Curb, including compacted base and concrete footing, complete in place per plans.	LF	85.0	\$31.80	0.0	\$0.00	0.0	\$0.00	0.0	\$0.00	0.0%
30	Boulder steps, including compacted base, complete in place per plans.	LS	1.0	\$445.20	0.0%	\$0.00	0.0%	\$0.00	0.0%	\$0.00	0.0%
31	Boulder set in concrete, including compacted base and concrete footing, complete in place per plans.	EA	2.0	\$318.00	0.0	\$0.00	0.0	\$0.00	0.0	\$0.00	0.0%



OWNER: Belvedere Municipal Utility District			PROGRESS PAYMENT # 2								CONTRACT DATES		
PROJECT: Construction of Amenity Center Improvements											FROM	TO	
JOB NO. : 16654-0004-00											ORIGINAL	16-Nov-20	15-Jan-21
CONTRACTOR: Fazzone Construction Co., Inc.											REVISED	16-Nov-20	15-Jan-21
											THIS EST.	01-Dec-20	31-Dec-20
ITEM NO.	DESCRIPTION	UNIT	ESTIMATED QUANTITY	UNIT PRICE	THIS ESTIMATE		PREVIOUS ESTIMATE		TOTAL TO DATE		REMARKS		
					QUANTITY	AMOUNT	QUANTITY	AMOUNT	QUANTITY	AMOUNT			
32	Blackstar gravel (3"-5") at toe of diversion berms per plans.	SF	360.0	\$6.68	0.0	\$0.00	0.0	\$0.00	0.0	\$0.00	0.0%		
33	Stone plant border at planting beds and gravel trail, complete in place per plans.	LF	460.0	\$6.36	0.0	\$0.00	0.0	\$0.00	0.0	\$0.00	0.0%		
34	Steel edging at planting beds and gravel trail on Amenity Center Site, complete in place per plans.	LF	716.0	\$6.36	0.0	\$0.00	0.0	\$0.00	0.0	\$0.00	0.0%		
35	Diversion berm, complete in place per plans.	SF	1,300.0	\$0.64	0.0	\$0.00	0.0	\$0.00	0.0	\$0.00	0.0%		
36	4-Inch PVC sleeving for irrigation and lighting, per plans.	LS	1.0	\$1,526.40	100.0%	\$1,526.40	0.0%	\$0.00	100.0%	\$1,526.40	100.0%		
<b>LIGHTING</b>													
37	Hydrel Accent light, complete in place per plans.	EA	29.0	\$1,164.64	0.0	\$0.00	0.0	\$0.00	0.0	\$0.00	0.0%		
38	Saturn Cutoff 2 LED light, complete in place per plans.	EA	1.0	\$7,822.69	0.0	\$0.00	0.0	\$0.00	0.0	\$0.00	0.0%		
39	BEGA Bollard light, complete in place per plans.	EA	10.0	\$2,249.21	0.0	\$0.00	0.0	\$0.00	0.0	\$0.00	0.0%		
40	BEGA Sign light, complete in place per plans.	EA	2.0	\$1,780.48	0.0	\$0.00	0.0	\$0.00	0.0	\$0.00	0.0%		
<b>LANDSCAPE IMPROVEMENTS - AMENITY CENTER SITE</b>													
41	Hardwood mulch, 3" depth, per plans.	LS	1.0	\$3,305.61	0.0%	\$0.00	0.0%	\$0.00	0.0%	\$0.00	0.0%		
42	5/8" Black Tejas gravel mulch, per plans.	LS	1.0	\$1,023.96	0.0%	\$0.00	0.0%	\$0.00	0.0%	\$0.00	0.0%		
43	Soil Amendment, per plans.	LS	1.0	\$2,637.81	0.0%	\$0.00	0.0%	\$0.00	0.0%	\$0.00	0.0%		
44	Topsoil, 2" depth, per plans.	LS	1.0	\$3,834.29	0.0%	\$0.00	0.0%	\$0.00	0.0%	\$0.00	0.0%		



OWNER: Belvedere Municipal Utility District				PROGRESS PAYMENT # 2				CONTRACT DATES			
PROJECT: Construction of Amenity Center Improvements				ORIGINAL				FROM			
JOB NO. : 16654-0004-00				REVISED				TO			
CONTRACTOR: Fazzone Construction Co., Inc.				THIS EST.				01-Dec-20			
ITEM NO.	DESCRIPTION	UNIT	ESTIMATED QUANTITY	UNIT PRICE	THIS ESTIMATE		PREVIOUS ESTIMATE		TOTAL TO DATE		REMARKS
					QUANTITY	AMOUNT	QUANTITY	AMOUNT	QUANTITY	AMOUNT	
45	Permanent Irrigation system, complete in place per plans.	LS	1.0	\$6,188.28	0.0%	\$0.00	0.0%	\$0.00	0.0%	\$0.00	0.0%
46	Temporary Irrigation in all seeded areas and plant beds without permanent Irrigation, per plans.	LS	1.0	\$1,714.02	0.0%	\$0.00	0.0%	\$0.00	0.0%	\$0.00	0.0%
47	2-inch calliper Chitalpa, complete in place per plans.	EA	1.0	\$411.81	0.0	\$0.00	0.0	\$0.00	0.0	\$0.00	0.0%
48	2-inch calliper Natchez Crape Myrtle, complete in place per plans.	EA	3.0	\$983.99	0.0	\$0.00	0.0	\$0.00	0.0	\$0.00	0.0%
49	24-inch box Palo Verde, complete in place per plans.	EA	1.0	\$645.54	0.0	\$0.00	0.0	\$0.00	0.0	\$0.00	0.0%
50	2-inch calliper Texas Mountain Laurel, complete in place per plans.	EA	1.0	\$484.16	0.0	\$0.00	0.0	\$0.00	0.0	\$0.00	0.0%
51	3-gallon Autumn Glow Big Muhly, complete in place per plans.	EA	19.0	\$27.60	0.0	\$0.00	0.0	\$0.00	0.0	\$0.00	0.0%
52	5-gallon Bottlebrush, complete in place per plans.	EA	3.0	\$52.87	0.0	\$0.00	0.0	\$0.00	0.0	\$0.00	0.0%
53	3-gallon Dwarf Weeping Bottlebrush, complete in place per plans.	EA	3.0	\$38.40	0.0	\$0.00	0.0	\$0.00	0.0	\$0.00	0.0%
54	3-gallon Giant Yucca, complete in place per plans.	EA	29.0	\$32.61	0.0	\$0.00	0.0	\$0.00	0.0	\$0.00	0.0%
55	3-gallon Katrina African Iris, complete in place per plans.	EA	83.0	\$68.78	0.0	\$0.00	0.0	\$0.00	0.0	\$0.00	0.0%
56	3-gallon Leopard Plant, complete in place per plans.	EA	27.0	\$31.89	0.0	\$0.00	0.0	\$0.00	0.0	\$0.00	0.0%



OWNER: Belvedere Municipal Utility District  
 PROJECT: Construction of Amenity Center Improvements  
 JOB NO. : 16654-0004-00  
 CONTRACTOR: Fazzone Construction Co., Inc.

PROGRESS PAYMENT # 2

CONTRACT DATES  
 FROM 16-Nov-20 TO 15-Jan-21  
 REVISD 16-Nov-20 15-Jan-21  
 THIS EST. 01-Dec-20 31-Dec-20

ITEM NO.	DESCRIPTION	UNIT	ESTIMATED QUANTITY	UNIT PRICE	THIS ESTIMATE		PREVIOUS ESTIMATE		TOTAL TO DATE		REMARKS
					QUANTITY	AMOUNT	QUANTITY	AMOUNT	QUANTITY	AMOUNT	
57	3-gallon Ricepaper Plant, complete in place per plans.	EA	3.0	\$63.00	0.0	\$0.00	0.0	\$0.00	0.0	\$0.00	0.0%
58	5-gallon Upright Rosemary, complete in place per plans.	EA	20.0	\$29.72	0.0	\$0.00	0.0	\$0.00	0.0	\$0.00	0.0%
59	3-gallon Bamboo Muhly, complete in place per plans.	EA	27.0	\$26.82	0.0	\$0.00	0.0	\$0.00	0.0	\$0.00	0.0%
60	1-gallon Berkeley Sedge, complete in place per plans.	EA	80.0	\$13.30	0.0	\$0.00	0.0	\$0.00	0.0	\$0.00	0.0%
61	1-gallon Blonde Ambition, complete in place per plans.	EA	150.0	\$12.97	0.0	\$0.00	0.0	\$0.00	0.0	\$0.00	0.0%
62	4-inch pot Inland Sea Oats, complete in place per plans.	EA	102.0	\$3.39	0.0	\$0.00	0.0	\$0.00	0.0	\$0.00	0.0%
63	1-gallon Bicolor Iris, complete in place per plans.	EA	14.0	\$12.13	0.0	\$0.00	0.0	\$0.00	0.0	\$0.00	0.0%
64	1-gallon Firecracker Fern, complete in place per plans.	EA	38.0	\$11.85	0.0	\$0.00	0.0	\$0.00	0.0	\$0.00	0.0%
65	10-gallon Flowering Senna, complete in place per plans.	EA	8.0	\$132.67	0.0	\$0.00	0.0	\$0.00	0.0	\$0.00	0.0%
66	1-gallon Four Nerve Daisy, complete in place per plans.	EA	114.0	\$12.13	0.0	\$0.00	0.0	\$0.00	0.0	\$0.00	0.0%
67	1-gallon Heartleaf Skullcap, complete in place per plans.	EA	16.0	\$11.85	0.0	\$0.00	0.0	\$0.00	0.0	\$0.00	0.0%
68	1-gallon Indigo Spires Salvia, complete in place per plans.	EA	13.0	\$11.30	0.0	\$0.00	0.0	\$0.00	0.0	\$0.00	0.0%
69	3-gallon Jerusalem Sage, complete in place per plans.	EA	26.0	\$31.89	0.0	\$0.00	0.0	\$0.00	0.0	\$0.00	0.0%





OWNER: Belvedere Municipal Utility District  
 PROJECT: Construction of Amenity Center Improvements  
 JOB NO.: 16654-0004-00  
 CONTRACTOR: Fazzone Construction Co., Inc.

PROGRESS PAYMENT # 2

CONTRACT DATES  
 FROM 16-Nov-20 TO 15-Jan-21  
 REVISD 16-Nov-20 15-Jan-21  
 THIS EST. 01-Dec-20 31-Dec-20

ITEM NO.	DESCRIPTION	UNIT	ESTIMATED QUANTITY	UNIT PRICE	THIS ESTIMATE		PREVIOUS ESTIMATE		TOTAL TO DATE		REMARKS
					QUANTITY	AMOUNT	QUANTITY	AMOUNT	QUANTITY	AMOUNT	
70	1-gallon Russian Sage, complete in place per plans.	EA	98.0	\$11.85	0.0	\$0.00	0.0	\$0.00	0.0	\$0.00	0.0%
71	1-gallon Texas Betony, complete in place per plans.	EA	27.0	\$11.69	0.0	\$0.00	0.0	\$0.00	0.0	\$0.00	0.0%
72	1-gallon Turk's Cap, complete in place per plans.	EA	43.0	\$12.08	0.0	\$0.00	0.0	\$0.00	0.0	\$0.00	0.0%
73	1-gallon Zexmenia, complete in place per plans.	EA	49.0	\$11.52	0.0	\$0.00	0.0	\$0.00	0.0	\$0.00	0.0%
74	3-gallon Brakelights Red Yucca, complete in place per plans.	EA	10.0	\$51.42	0.0	\$0.00	0.0	\$0.00	0.0	\$0.00	0.0%
75	5-gallon Green Goblet Agave, complete in place per plans.	EA	4.0	\$41.29	0.0	\$0.00	0.0	\$0.00	0.0	\$0.00	0.0%
76	3-gallon Red Yucca, complete in place per plans.	EA	30.0	\$28.27	0.0	\$0.00	0.0	\$0.00	0.0	\$0.00	0.0%
77	5-gallon Softleaf Yucca, complete in place per plans.	EA	17.0	\$32.61	0.0	\$0.00	0.0	\$0.00	0.0	\$0.00	0.0%
<b>LANDSCAPE IMPROVEMENTS - FLAGLER DRIVE</b>											
78	Hardwood mulch, 3" depth, per plans	LS	1.0	\$1,652.81	0.0%	\$0.00	0.0%	\$0.00	0.0%	\$0.00	0.0%
79	Soil Amendment, per plans.	LS	1.0	\$1,318.91	0.0%	\$0.00	0.0%	\$0.00	0.0%	\$0.00	0.0%
80	Steel edging at planting beds, complete in place per plans.	LF	160.0	\$6.68	0.0	\$0.00	0.0	\$0.00	0.0	\$0.00	0.0%
81	Permanent irrigation system, complete in place per plans.	LS	1.0	\$6,889.47	0.0	\$0.00	0.0	\$0.00	0.0	\$0.00	0.0%



OWNER: Belvedere Municipal Utility District											PROGRESS PAYMENT # 2		CONTRACT DATES			
PROJECT: Construction of Amenity Center Improvements											ORIGINAL		FROM		TO	
JOB NO. : 16654-0004-00											REVISED		16-Nov-20		15-Jan-21	
CONTRACTOR: Fazzone Construction Co., Inc.											THIS EST.		01-Dec-20		31-Dec-20	
ITEM NO.	DESCRIPTION	UNIT	ESTIMATED QUANTITY	UNIT PRICE	THIS ESTIMATE		PREVIOUS ESTIMATE		TOTAL TO DATE		REMARKS					
					QUANTITY	AMOUNT	QUANTITY	AMOUNT	QUANTITY	AMOUNT						
82	Temporary Irrigation in all seeded areas and plant beds without permanent irrigation, per plans.	LS	1.0	\$556.50	0.0%	\$0.00	0.0%	\$0.00	0.0%	\$0.00	0.0%					
83	2-inch caliper Natchez Crape Myrtle, complete in place per plans.	EA	3.0	\$383.99	0.0	\$0.00	0.0	\$0.00	0.0	\$0.00	0.0%					
84	3-gallon Giant Yucca, complete in place per plans.	EA	16.0	\$32.61	0.0	\$0.00	0.0	\$0.00	0.0	\$0.00	0.0%					
85	3-gallon Mexican Oregano, complete in place per plans.	EA	11.0	\$28.27	0.0	\$0.00	0.0	\$0.00	0.0	\$0.00	0.0%					
86	3-gallon Bamboo Muhly, complete in place per plans.	EA	46.0	\$26.82	0.0	\$0.00	0.0	\$0.00	0.0	\$0.00	0.0%					
87	3-gallon Bamboo Muhly, complete in place per plans.	EA	174.0	\$12.97	0.0	\$0.00	0.0	\$0.00	0.0	\$0.00	0.0%					
88	3-gallon Pink Flamingo Muhly Grass, complete in place per plans.	EA	27.0	\$26.16	0.0	\$0.00	0.0	\$0.00	0.0	\$0.00	0.0%					
89	1-gallon Bicolor Iris, complete in place per plans.	EA	52.0	\$12.13	0.0	\$0.00	0.0	\$0.00	0.0	\$0.00	0.0%					
90	1-gallon Fall Aster, complete in place per plans.	EA	39.0	\$11.85	0.0	\$0.00	0.0	\$0.00	0.0	\$0.00	0.0%					
91	1-gallon Indigo Spres Salvia, complete in place per plans.	EA	14.0	\$11.30	0.0	\$0.00	0.0	\$0.00	0.0	\$0.00	0.0%					
92	1-gallon Russian Sage, complete in place per plans.	EA	98.0	\$11.85	0.0	\$0.00	0.0	\$0.00	0.0	\$0.00	0.0%					
93	1-gallon Society Garlic, complete in place per plans.	EA	58.0	\$11.85	0.0	\$0.00	0.0	\$0.00	0.0	\$0.00	0.0%					



OWNER: Belvedere Municipal Utility District

PROGRESS PAYMENT # 2

PROJECT: Construction of Amenity Center Improvements

CONTRACT DATES  
 FROM TO  
 ORIGINAL 16-Nov-20 15-Jan-21  
 REVISED 16-Nov-20 15-Jan-21  
 THIS EST. 01-Dec-20 31-Dec-20

JOB NO. : 16654-0004-00

CONTRACTOR: Fazzone Construction Co., Inc.

ITEM NO.	DESCRIPTION	UNIT	ESTIMATED QUANTITY	UNIT PRICE	THIS ESTIMATE		PREVIOUS ESTIMATE		TOTAL TO DATE		REMARKS
					QUANTITY	AMOUNT	QUANTITY	AMOUNT	QUANTITY	AMOUNT	
94	1-gallon Turk's Cap, complete in place per plans.	EA	34.0	\$12.08	0.0	\$0.00	0.0	\$0.00	0.0	\$0.00	0.0%
95	1-gallon Zexmenia, complete in place per plans.	EA	14.0	\$11.52	0.0	\$0.00	0.0	\$0.00	0.0	\$0.00	0.0%
96	5-gallon Softleaf Yucca, complete in place per plans.	EA	3.0	\$32.61	0.0	\$0.00	0.0	\$0.00	0.0	\$0.00	0.0%
<b>ALTERNATE BID ITEMS</b>											
<b>HARDSCAPE IMPROVEMENTS</b>											
A1	Flagstone trail on south side of septic field, including compacted crushed gravel base and sand bed, complete in place per plans. Include deduction of 5 LF of 18" Stormwater Diversion Wall and 20 LF of Stone Border for plant bed.	SF	450.0	\$23.53	0.0	\$0.00	0.0	\$0.00	0.0	\$0.00	0.0%
<b>EXISTING AMENITY CENTER TRAIL REPAIRS</b>											
A2	Decomposed granite trail, complete in place per plans. Existing crushed limestone trail to be used as base for trail.	SY	311.0	\$60.10	0.0	\$0.00	0.0	\$0.00	0.0	\$0.00	0.0%
A3	Flagstone trail, complete in place per plans. Existing crushed limestone trail to be used as base for trail.	SY	67.0	\$211.79	0.0	\$0.00	0.0	\$0.00	0.0	\$0.00	0.0%
A4	Widen existing flagstone trail along oak tree on west side of Amenity Center, complete in place.	SY	29.0	\$211.08	0.0	\$0.00	0.0	\$0.00	0.0	\$0.00	0.0%
A5	Modify existing loose rip rap downstream of trail widening for positive drainage.	SY	11.0	\$103.03	0.0	\$0.00	0.0	\$0.00	0.0	\$0.00	0.0%
A6	Repair eroded area downslope of existing trail on west side of Amenity Center, and grade to drain.	LS	1.0	\$954.00	0.0%	\$0.00	0.0%	\$0.00	0.0%	\$0.00	0.0%



OWNER: Belvedere Municipal Utility District				PROGRESS PAYMENT # 2				CONTRACT DATES			
PROJECT: Construction of Amenity Center Improvements				ORIGINAL 16-Nov-20 TO 15-Jan-21				REVISIED 16-Nov-20 TO 15-Jan-21			
JOB NO. : 16654-0004-00				THIS EST. 01-Dec-20 TO 31-Dec-20							
CONTRACTOR: Fazzone Construction Co., Inc.											
ITEM NO.	DESCRIPTION	UNIT	ESTIMATED QUANTITY	UNIT PRICE	THIS ESTIMATE		PREVIOUS ESTIMATE		TOTAL TO DATE		REMARKS
					QUANTITY	AMOUNT	QUANTITY	AMOUNT	QUANTITY	AMOUNT	
A7	Remove and reposition rocks and boulders in channel upslope of existing trail on west side of Amenity Center to allow positive drainage flow.	LS	1.0	\$1,526.40	0.0%	\$0.00	0.0%	\$0.00	0.0%	\$0.00	0.0%
A8	Remove juniper understory around existing oak tree adjacent to proposed turnaround area per plans.	LS	1.0	\$318.00	0.0%	\$0.00	0.0%	\$0.00	0.0%	\$0.00	0.0%
A9	Hydro-mulch seeding of areas disturbed during trail repairs. Contractor to ensure growth of vegetation by whatever means necessary, including re-seeding, over-seeding or watering at no separate pay.	LS	1.0	\$1,908.00	0.0%	\$0.00	0.0%	\$0.00	0.0%	\$0.00	0.0%
A10	Sod installed in disturbed areas along trail widening on the west side of Amenity Center. Contractor to ensure growth of vegetation by whatever means necessary, including re-sodding or watering at no separate pay.	LS	1.0	\$2,289.60	0.0%	\$0.00	0.0%	\$0.00	0.0%	\$0.00	0.0%



# TEXAS DISPOSAL SYSTEMS, INC.

PO BOX 674090 • DALLAS, TX 75267-4090  
1 (800) 375-8375 PHONE • (512) 421-1344 FAX  
[www.texasdisposal.com](http://www.texasdisposal.com)

## INVOICE

ACCOUNT #:	1 -0114386 3
ACCOUNT NAME:	BELVEDERE MUD
INVOICE DATE:	01/01/2021
INVOICE #:	5745721
PAY THIS AMOUNT:	11,935.23
SERVICE LOCATION:	VARIOUS RESIDENTIAL

PLEASE NOTE THAT OUR REMIT TO ADDRESS HAS CHANGED

DATE	DESCRIPTION	QTY.	RATE	TOTAL AMOUNT
1/01/21	** Sub Acct: 1 - 6836 BARNES 8509 SPRINGDALE RIDGE DR 96G TRASH@CURB+3 BAGS Total	1.00		67.83
	** Sub Acct: 1 - 7595 HARGROVE 8100 BELLANCIA DR 96G TRASH@CURB+3 BAGS Total	1.00		67.83
	** Sub Acct: 1 - 8065 ATCHLEY 8817 BELLANCIA DR 96G TRASH@CURB+3 BAGS Total	1.00		67.83
	** Sub Acct: 1 - 9881 NUGENT 8401 LAKEWOOD RIDGE CV 96G TRASH@CURB+3 BAGS Total	1.00		67.83
	** Sub Acct: 1 - 13827 COLEY, JAMIE 8324 VERDE MESA CV 96G TRASH@CURB+3 BAGS Total	1.00		67.83
	** Sub Acct: 1 - 14993 SCHICKEL/SARKODI 8508 ROLLINS DR 96G TRASH@CURB+3 BAGS Total	1.00		67.83
	** Sub Acct: 1 - 15794 NGUYEN			

### IMPORTANT MESSAGE:

PAYMENT DUE UPON RECEIPT PAY BILL ONLINE AT [WWW.TEXASDISPOSAL.COM](http://WWW.TEXASDISPOSAL.COM) YOUR ONLINE ACCESS CODE IS 0119025

*Rec'd 1/12/21*

PLEASE REMIT BOTTOM PORTION WITH YOUR PAYMENT

INVOICE DATE	INVOICE #	DUE DATE
01/01/2021	5745721	UPON RECEIPT
ACCT. #	AMOUNT DUE	
1 -0114386 3	11,935.23	

Pay bill online @ [texasdisposal.com](http://texasdisposal.com). 655898C (PC2)  
41599-4FDK\*TY10LMXP1000017



## TEXAS DISPOSAL SYSTEMS, INC.

PO BOX 674090  
DALLAS, TX 75267-4090

41599-4FDK

PAGE: 1 of 13

RETURN SERVICE REQUESTED

Please check if address is incorrect and indicate change on reverse side.



000013  
0708

BELVEDERE MUD  
JEFF MONZINGO  
P.O. BOX 2029  
PFLUGERVILLE, TX 78691-2029

0101143863574572100011935238  
TEXAS DISPOSAL SYSTEMS, INC.  
PO BOX 674090  
DALLAS, TX 75267-4090



# TEXAS DISPOSAL SYSTEMS

ACCOUNT #	INVOICE DATE	INVOICE #	PAGE
1 -0114386 3	01/01/2021	5745721	2 of 13

DATE	DESCRIPTION	QTY.	RATE	TOTAL AMOUNT
	8325 LAKEWOOD RIDGE CV			
	96G TRASH@CURB+3 BAGS	1.00		67.83
	Total			67.83
	** Sub Acct: 1 - 16317 EVANS			
	18309 FLAGLER DR			
	96G TRASH@CURB+3 BAGS	1.00		67.83
	Total			67.83
	** Sub Acct: 1 - 114414 MENAKOFF			
	7900 LYNCHBURG DR			
	96G TRASH@CURB+3 BAGS	1.00		67.83
	Total			67.83
	** Sub Acct: 1 - 114415 KOERNER			
	7824 LYNCHBURG DR			
	96G TRASH@CURB+3 BAGS	1.00		67.83
	Total			67.83
	** Sub Acct: 1 - 114416 SCHNEEBERGER			
	7816 LYNCHBURG DR			
	96G TRASH@CURB+3 BAGS	1.00		67.83
	Total			67.83
	** Sub Acct: 1 - 114417 BLOSSER			
	7808 LYNCHBURG DR			
	96G TRASH@CURB+3 BAGS	1.00		67.83
	Total			67.83
	** Sub Acct: 1 - 114418 SIMPSON			
	7732 LYNCHBURG DR			
	96G TRASH@CURB+3 BAGS	2.00		67.83
	Total			67.83
	** Sub Acct: 1 - 114419 MARSHALL			
	7709 LYNCHBURG DR			
	96G TRASH@CURB+3 BAGS	1.00		67.83
	Total			67.83
	** Sub Acct: 1 - 114420 FOSSUM			
	18032 GLENVILLE CV			
	96G TRASH@CURB+3 BAGS	1.00		67.83
	Total			67.83
	** Sub Acct: 1 - 114421 BRANDT			
	18000 GLENVILLE CV			
	96G TRASH@CURB+3 BAGS	1.00		67.83
	Total			67.83
	** Sub Acct: 1 - 114422 DATTA			
	18033 GLENVILLE CV			
	96G TRASH@CURB+3 BAGS	1.00		67.83
	Total			67.83
	** Sub Acct: 1 - 114423 RUDY			
	17929 FLAGLER DR			
	96G TRASH@CURB+3 BAGS	1.00		67.83
	Total			67.83
	** Sub Acct: 1 - 114424 TOSCHIK			
	18128 FLAGLER DR			
	96G TRASH@CURB+3 BAGS	1.00		67.83
	Total			67.83
	** Sub Acct: 1 - 114425 KAISAR			
	8017 MAGNOLIA RIDGE CV			
	96G TRASH@CURB+3 BAGS	1.00		67.83
	Total			67.83
	** Sub Acct: 1 - 114646 BELVEDERE AMENIT			
	17400 FLAGLER DR			
	96G TRASH@CURB+3 BAGS	2.00		67.83
	96G RES TRASH XTRA CART	1.00		15.45



000013  
0608



# TEXAS DISPOSAL SYSTEMS

ACCOUNT #	INVOICE DATE	INVOICE #	PAGE
1 -0114386 3	01/01/2021	5745721	3 of 13

DATE	DESCRIPTION	QTY.	RATE	TOTAL AMOUNT
	Total			83.28
	** Sub Acct: 1 - 114849 HOLM 7716 LYNCHBURG DR 96G TRASH@CURB+3 BAGS	1.00		67.83
	Total			67.83
	** Sub Acct: 1 - 115034 BAYLESS 7901 LYNCHBURG DR 96G TRASH@CURB+3 BAGS	2.00		67.83
	Total			67.83
	** Sub Acct: 1 - 117497 WEEKS 18041 GLENVILLE CV 96G TRASH@CURB+3 BAGS	1.00		67.83
	Total			67.83
	** Sub Acct: 1 - 117762 BRADSHAW 7825 LYNCHBURG DR 96G TRASH@CURB+3 BAGS	1.00		67.83
	Total			67.83
	** Sub Acct: 1 - 117860 KOESTER 17945 FLAGLER DR 96G TRASH@CURB+3 BAGS	1.00		67.83
	Total			67.83
	** Sub Acct: 1 - 118368 KUCHLER 7817 LYNCHBURG DR 96G TRASH@CURB+3 BAGS	1.00		67.83
	Total			67.83
	** Sub Acct: 1 - 120319 RIEGER 8000 CARLTON RIDGE CV 96G TRASH@CURB+3 BAGS	1.00		67.83
	Total			67.83
	** Sub Acct: 1 - 121009 FALDYN 18025 GLENVILLE CV 96G TRASH@CURB+3 BAGS	1.00		67.83
	Total			67.83
	** Sub Acct: 1 - 121996 HOLT 7800 LYNCHBURG DR 96G TRASH@CURB+3 BAGS	1.00		67.83
	Total			67.83
	** Sub Acct: 1 - 122287 WOODWORTH 8133 MAGNOLIA RIDGE CV 96G TRASH@CURB+3 BAGS	1.00		67.83
	Total			67.83
	** Sub Acct: 1 - 123909 SHULTZ 8016 MAGNOLIA RIDGE CV 96G TRASH@CURB+3 BAGS	1.00		67.83
	Total			67.83
	** Sub Acct: 1 - 124090 UBERTINI 8401 BELLANCIA DR 96G TRASH@CURB+3 BAGS	1.00		67.83
	Total			67.83
	** Sub Acct: 1 - 124149 NGUYEN 18109 FLAGLER DR 96G TRASH@CURB+3 BAGS	1.00		67.83
	Total			67.83
	** Sub Acct: 1 - 124485 FRANSON 17913 FLAGLER DR 96G TRASH@CURB+3 BAGS	1.00		67.83
	Total			67.83
	** Sub Acct: 1 - 124668 CROCKETT 8001 MAGNOLIA RIDGE CV			

00000052-B



# TEXAS DISPOSAL SYSTEMS

ACCOUNT #	INVOICE DATE	INVOICE #	PAGE
1 -0114386 3	01/01/2021	5745721	4 of 13

DATE	DESCRIPTION	QTY.	RATE	TOTAL AMOUNT
	96G TRASH@CURB+3 BAGS	1.00		67.83
	Total			67.83
	** Sub Acct: 1 - 124718 WILES			
	18432 FLAGLER DR			
	96G TRASH@CURB+3 BAGS	1.00		67.83
	Total			67.83
	** Sub Acct: 1 - 125352 ROBERTS			
	8025 CARLTON RIDGE CV			
	96G TRASH@CURB+3 BAGS	1.00		67.83
	Total			67.83
	** Sub Acct: 1 - 125687 BECKER			
	7717 LYNCHBURG DR			
	96G TRASH@CURB+3 BAGS	1.00		67.83
	Total			67.83
	** Sub Acct: 1 - 125826 KELLY			
	8041 CARLTON RIDGE CV			
	96G TRASH@CURB+3 BAGS	1.00		67.83
	Total			67.83
	** Sub Acct: 1 - 126478 PALMER			
	17937 FLAGLER DR			
	96G TRASH@CURB+3 BAGS	1.00		67.83
	Total			67.83
	** Sub Acct: 1 - 126666 RUNKLE			
	7708 LYNCHBURG DR			
	96G TRASH@CURB+3 BAGS	1.00		67.83
	Total			67.83
	** Sub Acct: 1 - 127961 GUZIEJKA			
	18016 GLENVILLE CV			
	96G TRASH@CURB+3 BAGS	1.00		67.83
	Total			67.83
	** Sub Acct: 1 - 128525 WEST			
	18200 FLAGLER DR			
	96G TRASH@CURB+3 BAGS	1.00		67.83
	Total			67.83
	** Sub Acct: 1 - 128597 HARRIMAN			
	17736 FLAGLER DR			
	96G TRASH@CURB+3 BAGS	1.00		67.83
	Total			67.83
	** Sub Acct: 1 - 128625 O'BRIE			
	18308 FLAGLER DR			
	96G TRASH@CURB+3 BAGS	1.00		67.83
	Total			67.83
	** Sub Acct: 1 - 135928 WALDRIP			
	8416 BELLANCIA DR			
	96G TRASH@CURB+3 BAGS	1.00		67.83
	Total			67.83
	** Sub Acct: 1 - 136483 LINDEN			
	17813 FLAGLER DR			
	96G TRASH@CURB+3 BAGS	1.00		67.83
	Total			67.83
	** Sub Acct: 1 - 136802 DAVIS			
	8408 BELLANCIA DR			
	96G TRASH@CURB+3 BAGS	1.00		67.83
	Total			67.83
	** Sub Acct: 1 - 138176 RENNELL			
	18425 FLAGLER DR			
	96G TRASH@CURB+3 BAGS	1.00		67.83
	Total			67.83
	** Sub Acct: 1 - 139416 JARVIS			



000013  
0508





# TEXAS DISPOSAL SYSTEMS

ACCOUNT #	INVOICE DATE	INVOICE #	PAGE
1 -0114386 3	01/01/2021	5745721	5 of 13

DATE	DESCRIPTION	QTY.	RATE	TOTAL AMOUNT
	17737 FLAGLER DR			
	96G TRASH@CURB+3 BAGS	2.00		67.83
	Total		67.83	
	** Sub Acct: 1 - 140184 PERRY			
	7809 LYNCHBURG DR			
	96G TRASH@CURB+3 BAGS	1.00		67.83
	Total		67.83	
	** Sub Acct: 1 - 140185 WADE			
	8305 VERDE MESA CV			
	96G TRASH@CURB+3 BAGS	1.00		67.83
	Total		67.83	
	** Sub Acct: 1 - 141679 RACHAL			
	18317 FLAGLER DR			
	96G TRASH@CURB+3 BAGS	1.00		67.83
	Total		67.83	
	** Sub Acct: 1 - 142850 WILSON			
	18417 FLAGLER DR			
	96G TRASH@CURB+3 BAGS	1.00		67.83
	Total		67.83	
	** Sub Acct: 1 - 143066 HAMMOND			
	17901 FLAGLER DR			
	96G TRASH@CURB+3 BAGS	1.00		67.83
	Total		67.83	
	** Sub Acct: 1 - 144327 RUSSELL			
	18441 FLAGLER DR			
	96G TRASH@CURB+3 BAGS	1.00		67.83
	Total		67.83	
	** Sub Acct: 1 - 145046 SMITH			
	18301 FLAGLER DR			
	96G TRASH@CURB+3 BAGS	1.00		67.83
	Total		67.83	
	** Sub Acct: 1 - 145047 HUNTOON			
	18449 FLAGLER DR			
	96G TRASH@CURB+3 BAGS	2.00		67.83
	Total		67.83	
	** Sub Acct: 1 - 145098 ADAY			
	17701 FLAGLER DR			
	96G TRASH@CURB+3 BAGS	1.00		67.83
	Total		67.83	
	** Sub Acct: 1 - 145134 KELLY			
	18029 FLAGLER DR			
	96G TRASH@CURB+3 BAGS	1.00		67.83
	Total		67.83	
	** Sub Acct: 1 - 145712 SKUTTA			
	18201 FLAGLER DR			
	96G TRASH@CURB+3 BAGS	1.00		67.83
	Total		67.83	
	** Sub Acct: 1 - 145784 LUECHENOFF			
	17725 FLAGLER DR			
	96G TRASH@CURB+3 BAGS	1.00		67.83
	Total		67.83	
	** Sub Acct: 1 - 146541 WHITE			
	18208 FLAGLER DR			
	96G TRASH@CURB+3 BAGS	1.00		67.83
	Total		67.83	
	** Sub Acct: 1 - 146898 CRANE			
	8317 BALLANCIA DR			
	96G TRASH@CURB+3 BAGS	1.00		67.83
	Total		67.83	

00000053B



# TEXAS DISPOSAL SYSTEMS

ACCOUNT #	INVOICE DATE	INVOICE #	PAGE
1 -0114386 3	01/01/2021	5745721	6 of 13

DATE	DESCRIPTION	QTY.	RATE	TOTAL AMOUNT
	** Sub Acct: 1 - 148421 LILLY			
	8200 BELLANCIA DR			
	96G TRASH@CURB+3 BAGS	1.00		67.83
	Total		67.83	
	** Sub Acct: 1 - 148645 BILBERY			
	18209 FLAGLER DR			
	96G TRASH@CURB+3 BAGS	1.00		67.83
	Total		67.83	
	** Sub Acct: 1 - 148734 HOOVER			
	8809 BELLANCIA DR			
	96G TRASH@CURB+3 BAGS	1.00		67.83
	Total		67.83	
	** Sub Acct: 1 - 149206 BAKSI			
	17217 FLAGLER DR			
	96G TRASH@CURB+3 BAGS	1.00		67.83
	Total		67.83	
	** Sub Acct: 1 - 150155 SCHWAMB			
	8601 BELLANCIA DR			
	96G TRASH@CURB+3 BAGS	1.00		67.83
	Total		67.83	
	** Sub Acct: 1 - 152178 GOLDE			
	8301 BELLANCIA DR			
	96G TRASH@CURB+3 BAGS	1.00		67.83
	Total		67.83	
	** Sub Acct: 1 - 152188 DUCHALA			
	7724 LYNCHBURG DR			
	96G TRASH@CURB+3 BAGS	1.00		67.83
	Total		67.83	
	** Sub Acct: 1 - 152605 SARTAIN			
	8300 BELLANCIA DR			
	96G TRASH@CURB+3 BAGS	1.00		67.83
	Total		67.83	
	** Sub Acct: 1 - 152967 DOLCH			
	18416 FLAGLER DR			
	96G TRASH@CURB+3 BAGS	1.00		67.83
	Total		67.83	
	** Sub Acct: 1 - 152990 VILLAREAL			
	8301 VERDE MESA CV			
	96G TRASH@CURB+3 BAGS	1.00		67.83
	Total		67.83	
	** Sub Acct: 1 - 153797 KEIPER			
	17113 FLAGLER DR			
	96G TRASH@CURB+3 BAGS	1.00		67.83
	Total		67.83	
	** Sub Acct: 1 - 154017 NIEVES			
	18225 FLAGLER DR			
	96G TRASH@CURB+3 BAGS	1.00		67.83
	Total		67.83	
	** Sub Acct: 1 - 154025 BUTLER			
	8617 BELLANCIA DR			
	96G TRASH@CURB+3 BAGS	1.00		67.83
	Total		67.83	
	** Sub Acct: 1 - 154422 STAUFFACHER			
	8701 BELLANCIA DR			
	96G TRASH@CURB+3 BAGS	1.00		67.83
	Total		67.83	
	** Sub Acct: 1 - 154825 BIRDWELL			
	17201 FLAGLER DR			
	96G TRASH@CURB+3 BAGS	1.00		67.83



000013  
0408

# TEXAS DISPOSAL SYSTEMS

ACCOUNT #	INVOICE DATE	INVOICE #	PAGE
1 -0114386 3	01/01/2021	5745721	7 of 13

DATE	DESCRIPTION	QTY.	RATE	TOTAL AMOUNT
	Total			67.83
	** Sub Acct: 1 - 154883 LUGO			
	8109 BELLANCIA DR			
	96G TRASH@CURB+3 BAGS	1.00		67.83
	Total			67.83
	** Sub Acct: 1 - 155125 PRESTI			
	17600 FLAGLER DR			
	96G TRASH@CURB+3 BAGS	1.00		67.83
	Total			67.83
	** Sub Acct: 1 - 155644 MASON			
	17801 FLAGLER DR			
	96G TRASH@CURB+3 BAGS	2.00		67.83
	Total			67.83
	** Sub Acct: 1 - 156612 AUGUSTINE			
	8724 BELLANCIA DR			
	96G TRASH@CURB+3 BAGS	1.00		67.83
	Total			67.83
	** Sub Acct: 1 - 157108 ABDALLAH			
	8201 BELLANCIA DR			
	96G TRASH@CURB+3 BAGS	1.00		67.83
	Total			67.83
	** Sub Acct: 1 - 157135 LOBERG			
	8808 BELLANCIA DR			
	96G TRASH@CURB+3 BAGS	1.00		67.83
	Total			67.83
	** Sub Acct: 1 - 157312 SMITH			
	8524 BELLANCIA DR			
	96G TRASH@CURB+3 BAGS	1.00		67.83
	Total			67.83
	** Sub Acct: 1 - 157647 SNODGRASS			
	18045 FLAGLER DR			
	96G TRASH@CURB+3 BAGS	1.00		67.83
	Total			67.83
	** Sub Acct: 1 - 157803 GREENE			
	17100 FLAGLER DR			
	96G TRASH@CURB+3 BAGS	1.00		67.83
	Total			67.83
	** Sub Acct: 1 - 157903 RUDY			
	7619 LYNCHBURG DR			
	96G TRASH@CURB+3 BAGS	1.00		67.83
	Total			67.83
	** Sub Acct: 1 - 158456 DUNCAN			
	17117 FLAGLER DR			
	96G TRASH@CURB+3 BAGS	1.00		67.83
	Total			67.83
	** Sub Acct: 1 - 158457 GIBBONS			
	8517 BELLANCIA DR			
	96G TRASH@CURB+3 BAGS	1.00		67.83
	Total			67.83
	** Sub Acct: 1 - 159588 BOLEN			
	17212 FLAGLER DR			
	96G TRASH@CURB+3 BAGS	1.00		67.83
	Total			67.83
	** Sub Acct: 1 - 160500 SWARTZ			
	8101 MAGNOLIA RIDGE CV			
	96G TRASH@CURB+3 BAGS	1.00		67.83
	Total			67.83
	** Sub Acct: 1 - 161437 ZIMMERMAN			
	8716 BELLANCIA DR			

E-550000000

# TEXAS DISPOSAL SYSTEMS

ACCOUNT #	INVOICE DATE	INVOICE #	PAGE
1 -0114386 3	01/01/2021	5745721	8 of 13

DATE	DESCRIPTION	QTY.	RATE	TOTAL AMOUNT
	96G TRASH@CURB+3 BAGS	1.00		67.83
	Total		67.83	
	** Sub Acct: 1 - 161438 WILLIAMS			
	8125 MAGNOLIA RIDGE CV			
	96G TRASH@CURB+3 BAGS	1.00		67.83
	Total		67.83	
	** Sub Acct: 1 - 161439 DEBNER			
	8300 VERDE MESA CV			
	96G TRASH@CURB+3 BAGS	1.00		67.83
	Total		67.83	
	** Sub Acct: 1 - 162027 ROGERS			
	8616 BELLANCIA DR			
	96G TRASH@CURB+3 BAGS	1.00		67.83
	Total		67.83	
	** Sub Acct: 1 - 164736 POTTS			
	8024 CARLTON RIDGE CV			
	96G TRASH@CURB+3 BAGS	1.00		67.83
	Total		67.83	
	** Sub Acct: 1 - 164738 ATKINS			
	8308 LAKEWOOD RIDGE CV			
	96G TRASH@CURB+3 BAGS	1.00		67.83
	Total		67.83	
	** Sub Acct: 1 - 164739 FREZON			
	8324 LAKEWOOD RIDGE CV			
	96G TRASH@CURB+3 BAGS	1.00		67.83
	Total		67.83	
	** Sub Acct: 1 - 165327 YOUNG			
	18325 FLAGLER DR			
	96G TRASH@CURB+3 BAGS	1.00		67.83
	Total		67.83	
	** Sub Acct: 1 - 166651 TRAWICK			
	8000 MAGNOLIA RIDGE CV			
	96G TRASH@CURB+3 BAGS	1.00		67.83
	Total		67.83	
	** Sub Acct: 1 - 167567 GUERRERO			
	18216 FLAGLER DR			
	96G TRASH@CURB+3 BAGS	1.00		67.83
	Total		67.83	
	** Sub Acct: 1 - 172769 DECARDENAS			
	8117 BELLANCIA DR			
	96G TRASH@CURB+3 BAGS	1.00		67.83
	Total		67.83	
	** Sub Acct: 1 - 174625 LAOSA			
	8317 VERDE MESA CV			
	96G TRASH@CURB+3 BAGS	1.00		67.83
	Total		67.83	
	** Sub Acct: 1 - 175287 GOLDE			
	8217 BELLANCIA DR			
	96G TRASH@CURB+3 BAGS	1.00		67.83
	Total		67.83	
	** Sub Acct: 1 - 175927 BLACK			
	8321 VERDE MESA CV			
	96G TRASH@CURB+3 BAGS	1.00		67.83
	Total		67.83	
	** Sub Acct: 1 - 175934 NEALON			
	18217 FLAGLER DR			
	96G TRASH@CURB+3 BAGS	1.00		67.83
	Total		67.83	
	** Sub Acct: 1 - 175961 CASSARA			



000013  
0308

# TEXAS DISPOSAL SYSTEMS

ACCOUNT #	INVOICE DATE	INVOICE #	PAGE
1 -0114386 3	01/01/2021	5745721	9 of 13

DATE	DESCRIPTION	QTY.	RATE	TOTAL AMOUNT
	8312 LAKEWOOD RIDGE CV			
	96G TRASH@CURB+3 BAGS	1.00		67.83
	Total		67.83	
	** Sub Acct: 1 - 177001 BRYSON			
	17108 FLAGLER DR			
	96G TRASH@CURB+3 BAGS	1.00		67.83
	Total		67.83	
	** Sub Acct: 1 - 177431 KATHY			
	8313 LAKEWOOD RIDGE CV			
	96G TRASH@CURB+3 BAGS	1.00		67.83
	Total		67.83	
	** Sub Acct: 1 - 177433 RODRIGUEZ			
	8717 BELLANCIA DR			
	96G TRASH@CURB+3 BAGS	1.00		67.83
	Total		67.83	
	** Sub Acct: 1 - 177783 CHRISTIAN			
	17612 FLAGLER DR			
	96G TRASH@CURB+3 BAGS	1.00		67.83
	Total		67.83	
	** Sub Acct: 1 - 179123 SHOOK			
	8101 BELLANCIA DR			
	96G TRASH@CURB+3 BAGS	1.00		67.83
	Total		67.83	
	** Sub Acct: 1 - 179509 SHVETZ			
	8100 MAGNOLIA RIDGE CV			
	96G TRASH@CURB+3 BAGS	1.00		67.83
	Total		67.83	
	** Sub Acct: 1 - 180872 LOEPER			
	8501 ROLLINS DR			
	96G TRASH@CURB+3 BAGS	1.00		67.83
	Total		67.83	
	** Sub Acct: 1 - 182870 HUMPHRIES			
	8800 BELLANCIA DR			
	96G TRASH@CURB+3 BAGS	1.00		67.83
	Total		67.83	
	** Sub Acct: 1 - 182871 BROOKS			
	8517 ROLLINS DR			
	96G TRASH@CURB+3 BAGS	1.00		67.83
	Total		67.83	
	** Sub Acct: 1 - 182872 FORD			
	8404 LAKEWOOD RIDGE CV			
	96G TRASH@CURB+3 BAGS	1.00		67.83
	Total		67.83	
	** Sub Acct: 1 - 183091 GLASS			
	8304 LAKEWOOD RIDGE CV			
	96G TRASH@CURB+3 BAGS	1.00		67.83
	Total		67.83	
	** Sub Acct: 1 - 184705 DULTON, JAMES			
	17837 FLAGLER DR			
	96G TRASH@CURB+3 BAGS	1.00		67.83
	Total		67.83	
	** Sub Acct: 1 - 184707 SALVAGGIO			
	17800 FLAGLER DR			
	96G TRASH@CURB+3 BAGS	1.00		67.83
	Total		67.83	
	** Sub Acct: 1 - 184709 GREENBERG			
	17713 FLAGLER DR			
	96G TRASH@CURB+3 BAGS	1.00		67.83
	Total		67.83	

000000053

# TEXAS DISPOSAL SYSTEMS

ACCOUNT #	INVOICE DATE	INVOICE #	PAGE
1 -0114386 3	01/01/2021	5745721	10 of 13

DATE	DESCRIPTION	QTY.	RATE	TOTAL AMOUNT
	** Sub Acct: 1 - 184711 EVANS			
	8400 BELLANCIA DR			
	96G TRASH@CURB+3 BAGS	1.00		67.83
	Total		67.83	
	** Sub Acct: 1 - 184712 CARMEN			
	8600 BELLANCIA DR			
	96G TRASH@CURB+3 BAGS	1.00		67.83
	Total		67.83	
	** Sub Acct: 1 - 184713 LINDEN			
	8312 VERDE MESA CV			
	96G TRASH@CURB+3 BAGS	2.00		67.83
	Total		67.83	
	** Sub Acct: 1 - 184785 BEASELY			
	17700 FLAGLER DR			
	96G TRASH@CURB+3 BAGS	1.00		67.83
	Total		67.83	
	** Sub Acct: 1 - 184786 CHRISTIAN			
	17724 FLAGLER DR			
	96G TRASH@CURB+3 BAGS	1.00		67.83
	Total		67.83	
	** Sub Acct: 1 - 185163 WARD BELTON			
	8700 BELLANCIA DR			
	96G TRASH@CURB+3 BAGS	1.00		67.83
	Total		67.83	
	** Sub Acct: 1 - 185754 SORRENTINO			
	8509 ROLLINS DR			
	96G TRASH@CURB+3 BAGS	1.00		67.83
	Total		67.83	
	** Sub Acct: 1 - 186369 LEONARD			
	17204 FLAGLER DR			
	96G TRASH@CURB+3 BAGS	1.00		67.83
	Total		67.83	
	** Sub Acct: 1 - 187509 BLANTON CLIFFORD			
	8309 BELLANCIA DR			
	96G TRASH@CURB+3 BAGS	1.00		67.83
	Total		67.83	
	** Sub Acct: 1 - 188883 PHILLIPS			
	8609 ROLLINS DR			
	96G TRASH@CURB+3 BAGS	1.00		67.83
	Total		67.83	
	** Sub Acct: 1 - 188889 SETH			
	8516 BELLANCIA DR			
	96G TRASH@CURB+3 BAGS	1.00		67.83
	Total		67.83	
	** Sub Acct: 1 - 189075 HUFF			
	7700 LYNCHBURG DR			
	96G TRASH@CURB+3 BAGS	2.00		67.83
	Total		67.83	
	** Sub Acct: 1 - 189077 MICKLE			
	8116 MAGNOLIA RIDGE CV			
	96G TRASH@CURB+3 BAGS	1.00		67.83
	Total		67.83	
	** Sub Acct: 1 - 195982 DANIEL			
	8317 LAKEWOOD RIDGE CV			
	96G TRASH@CURB+3 BAGS	1.00		67.83
	Total		67.83	
	** Sub Acct: 1 - 195983 OBRIEN			
	17500 FLAGLER DR			
	96G TRASH@CURB+3 BAGS	1.00		67.83



000013  
0208

# TEXAS DISPOSAL SYSTEMS

ACCOUNT #	INVOICE DATE	INVOICE #	PAGE
1 -0114386 3	01/01/2021	5745721	11 of 13

DATE	DESCRIPTION	QTY.	RATE	TOTAL AMOUNT
	Total			67.83
	** Sub Acct: 1 - 196521 ALAGNA 18401 FLAGLER DR 96G TRASH@CURB+3 BAGS	1.00		67.83
	Total			67.83
	** Sub Acct: 1 - 196989 LAWSON 8320 VERDE MESA CV 96G TRASH@CURB+3 BAGS	1.00		67.83
	Total			67.83
	** Sub Acct: 1 - 197499 HARWELL 8309 VERDE MESA CV 96G TRASH@CURB+3 BAGS	1.00		67.83
	Total			67.83
	** Sub Acct: 1 - 198517 SANDERS 8316 LAKEWOOD RIDGE CV 96G TRASH@CURB+3 BAGS	1.00		67.83
	Total			67.83
	** Sub Acct: 1 - 198654 ZERBY 8801 BELLANCIA DR 96G TRASH@CURB+3 BAGS	1.00		67.83
	Total			67.83
	** Sub Acct: 1 - 198783 TURLINGTON 17525 FLAGLER DR 96G TRASH@CURB+3 BAGS	1.00		67.83
	Total			67.83
	** Sub Acct: 1 - 198785 BENNETT 18009 FLAGLER DR 96G TRASH@CURB+3 BAGS	1.00		67.83
	Total			67.83
	** Sub Acct: 1 - 199798 MCNIVEN 8508 BELLANCIA DR 96G TRASH@CURB+3 BAGS	1.00		67.83
	Total			67.83
	** Sub Acct: 1 - 202639 RIVERS, DAVID 17912 FLAGLER DR 96G TRASH@CURB+3 BAGS	1.00		67.83
	Total			67.83
	** Sub Acct: 1 - 207424 VOGT 8609 BELLANCIA DR 96G TRASH@CURB+3 BAGS	1.00		67.83
	Total			67.83
	** Sub Acct: 1 - 207834 SOUTH 8500 BELLANCIA DR 96G TRASH@CURB+3 BAGS	1.00		67.83
	Total			67.83
	** Sub Acct: 1 - 209764 COOK 8400 LAKEWOOD RIDGE CV 96G TRASH@CURB+3 BAGS	1.00		67.83
	Total			67.83
	** Sub Acct: 1 - 210006 CRANE 8040 CARLTON RIDGE CV 96G TRASH@CURB+3 BAGS	1.00		67.83
	Total			67.83
	** Sub Acct: 1 - 212414 LOERCH 8508 SPRINGDALE RIDGE CV 96G TRASH@CURB+3 BAGS	1.00		67.83
	Total			67.83
	** Sub Acct: 1 - 216417 MORELAND 17112 FLAGLER DR			

84500000548

# TEXAS DISPOSAL SYSTEMS

ACCOUNT #	INVOICE DATE	INVOICE #	PAGE
1 -0114386 3	01/01/2021	5745721	12 of 13

DATE	DESCRIPTION	QTY.	RATE	TOTAL AMOUNT
	96G TRASH@CURB+3 BAGS	2.00		67.83
	Total		67.83	
	** Sub Acct: 1 - 217885 RITCHER			
	8600 ROLLINS DR			
	96G TRASH@CURB+3 BAGS	2.00		67.83
	Total		67.83	
	** Sub Acct: 1 - 221576 MCLAUGHLIN			
	17513 FLAGLER DR			
	96G TRASH@CURB+3 BAGS	1.00		67.83
	Total		67.83	
	** Sub Acct: 1 - 222200 ALTMAN			
	8309 LAKEWOOD RIDGE CV			
	96G TRASH@CURB+3 BAGS	1.00		67.83
	Total		67.83	
	** Sub Acct: 1 - 224902 HUDLER			
	8608 BELLANCIA DR			
	96G TRASH@CURB+3 BAGS	1.00		67.83
	Total		67.83	
	** Sub Acct: 1 - 228357 TURNER			
	8413 LAKEWOOD RIDGE CV			
	96G TRASH@CURB+3 BAGS	1.00		67.83
	Total		67.83	
	** Sub Acct: 1 - 228358 PETRO			
	17613 FLAGLER DR			
	96G TRASH@CURB+3 BAGS	1.00		67.83
	Total		67.83	
	** Sub Acct: 1 - 228771 LUNDERSTEDT			
	18001 GLENVILLE CV			
	96G TRASH@CURB+3 BAGS	2.00		67.83
	Total		67.83	
	** Sub Acct: 1 - 229947 AUGUSTINE			
	17824 FLAGLER DR			
	96G TRASH@CURB+3 BAGS	1.00		67.83
	Total		67.83	
	** Sub Acct: 1 - 232343 FRIED			
	17601 FLAGLER DR			
9/21/20	ADJ RL SERVICE			1.32-
10/01/20	ADJ RL SERVICE			15.00-
1/01/21	96G TRASH@CURB+3 BAGS	1.00		67.83
	Total		51.51	
	** Sub Acct: 1 - 237748 MAJOR			
	8709 BELLANCIA DR			
	96G TRASH@CURB+3 BAGS	1.00		67.83
	Total		67.83	
	** Sub Acct: 1 - 237989 COZART			
	18024 GLENVILLE CV			
	96G TRASH@CURB+3 BAGS	1.00		67.83
	Total		67.83	
	** Sub Acct: 1 - 240979 EICHLER			
	18008 GLENVILLE CV			
	96G TRASH@CURB+3 BAGS	1.00		67.83
	Total		67.83	
	** Sub Acct: 1 - 243661 RODRIGUEZ			
	8313 VERDE MESA CV			
	96G TRASH@CURB+3 BAGS	1.00		67.83
	Total		67.83	
	** Sub Acct: 1 - 243973 SPENCER			
	18409 FLAGLER DR			
	96G TRASH@CURB+3 BAGS	1.00		67.83



000013  
0108



# TEXAS DISPOSAL SYSTEMS

ACCOUNT # 1 -0114386 3	INVOICE DATE 01/01/2021	INVOICE # 5745721	PAGE 13 of 13
---------------------------	----------------------------	----------------------	------------------

DATE	DESCRIPTION	QTY.	RATE	TOTAL AMOUNT
	Total			67.83
	** Sub Acct: 1 - 244163 SMITH 8516 ROLLINS DR 96G TRASH@CURB+3 BAGS	2.00		67.83
	Total			67.83
	** Sub Acct: 1 - 245981 GRAFT 18017 GLENVILLE CV			
9/30/20	96G TRASH@CURB+3 BAGS	1.00		21.95
10/31/20	96G TRASH@CURB+3 BAGS	1.00		21.95
11/30/20	96G TRASH@CURB+3 BAGS	1.00		21.95
	Total			65.85
	** Sub Acct: 1 - 246735 ALLISON 8321 LAKEWOOD RIDGE CV			
1/01/21	96G TRASH@CURB+3 BAGS	1.00		67.83
	Total			67.83
	** Sub Acct: 1 - 252761 JAMESON 7909 LYNCHBURG DR			
	96G TRASH@CURB+3 BAGS	1.00		67.83
	Total			67.83
	** Sub Acct: 1 - 253598 BERGER 7908 LYNCHBURG DR			
	96G TRASH@CURB+3 BAGS	1.00		67.83
	Total			67.83
	** Sub Acct: 1 - 257247 JEFFERS 18224 FLAGLER DR			
	96G TRASH@CURB+3 BAGS	1.00		67.83
	Total			67.83
	** Sub Acct: 1 - 257664 HILTON 8308 BELLANCIA DR			
	96G TRASH@CURB+3 BAGS	1.00		67.83
	Total			67.83
	** Sub Acct: 1 - 258469 ROGERS 8601 ROLLINS DR			
	96G TRASH@CURB+3 BAGS	1.00		67.83
	Total			67.83
	Total Invoice:		11,935.23	11,935.23

000000548



**BOK FINANCIAL**® 5956 Sherry Lane, Suite 1201, Dallas, TX 75225  
 Services provided by BOKF, NA

**Corporate Trust Account Invoice Summary**

**Name of Issue:**

Belvedere Municipal Utility District Unlimited Tax Bonds,  
 Series 2011 \$1,920,000

Belvedere MUD  
 c/o Blakeslee Monzingo & Company  
 P.O. Box 2029  
 Pflugerville TX 78691

**Ref. Number : BELV1011UT**

For questions contact: Anthony Orozco 972-892-9973

**DUE DATE 2/1/2021**

	Principal Outstanding	\$1,570,000.00
<b>Debt Service</b>	Principal Due	\$0.00
	Interest Due	\$37,606.25
	<b>Total Debt Service Due :</b>	<b>\$37,606.25</b>
	<b>Semi Annual Paying Agent Fee :</b>	<b>\$200.00</b>
	<b>TOTAL AMOUNT DUE:</b>	<b>\$37,806.25</b>

**Wire payments must be received 1 business day prior to Due Date**  
**Check & ACH Payments must be received 5 business days prior to the Due Date**

*IF REMITTING CHECK PAYMENT, PLEASE RETURN THE BOTTOM SECTION AND RETAIN TOP PORTION FOR YOUR RECORDS.*

**DUE DATE 2/1/2021**

Name of Issue:

Belvedere Municipal Utility District Unlimited Tax  
 Bonds, Series 2011 \$1,920,000

<b>Reference Number:</b>	<b>BELV1011UT</b>
<b>Net Amount Due:</b>	<b>\$37,806.25</b>
<b>Current Debt Service:</b>	<b>\$37,606.25</b>
<b>Paying Agent Fee:</b>	<b>\$200.00</b>
<b>Amount Enclosed:</b>	

Please use BOK Financial's Standing Debt Service Payment Instructions for the payment. If you need a copy, please reach out to either Anthony Orozco (aorozco@bokf.com/972-892-9973) or Nicholas Deskin (ndeskin@bokf.com/214-987-8833).



**BOK FINANCIAL**® 5956 Sherry Lane, Suite 1201, Dallas, TX 75225  
 Services provided by BOKF, NA

**Corporate Trust Account Invoice Summary**

**Name of Issue:**

Belvedere Municipal Utility District Unlimited Tax Bonds,  
 Series 2016 \$1,000,000

Belvedere MUD  
 c/o Blakeslee Monzingo & Company  
 P.O. Box 2029  
 Pflugerville TX 78691

**Ref. Number : BELV316UT**

For questions contact: Anthony Orozco 972-892-9973

**DUE DATE 2/1/2021**

	Principal Outstanding	\$920,000.00
<b>Debt Service</b>	Principal Due	\$0.00
	Interest Due	\$12,893.75
	<b>Total Debt Service Due :</b>	\$12,893.75 ✓
	<b>Semi Annual Paying Agent Fee :</b>	\$200.00
	<b>TOTAL AMOUNT DUE:</b>	<b>\$13,093.75</b>

**Wire payments must be received 1 business day prior to Due Date**  
**Check & ACH Payments must be received 5 business days prior to the Due Date**

IF REMITTING CHECK PAYMENT, PLEASE RETURN THE BOTTOM SECTION AND RETAIN TOP PORTION FOR YOUR RECORDS.

**DUE DATE 2/1/2021**

Name of Issue:

Belvedere Municipal Utility District Unlimited Tax  
 Bonds, Series 2016 \$1,000,000

<b>Reference Number:</b>	<b>BELV316UT</b>
<b>Net Amount Due:</b>	<b>\$13,093.75</b>
<b>Current Debt Service:</b>	<b>\$12,893.75</b>
<b>Paying Agent Fee:</b>	<b>\$200.00</b>
<b>Amount Enclosed:</b>	

Please use BOK Financial's Standing Debt Service Payment Instructions for the payment. If you need a copy, please reach out to either Anthony Orozco (aorozco@bokf.com/972-892-9973) or Nicholas Deskin (ndeskin@bokf.com/214-987-8833).



**BOK FINANCIAL**® 5956 Sherry Lane, Suite 1201, Dallas, TX 75225  
 Services provided by BOKF, NA

**Corporate Trust Account Invoice Summary**

**Name of Issue:**

Belvedere Municipal Utility District Unlimited Tax  
 Refunding Bonds, Series 2016 \$3,570,000

Belvedere MUD  
 c/o Blakeslee Monzingo & Company  
 P.O. Box 2029  
 Pflugerville TX 78691

**Ref. Number : BELV916UTR**

For questions contact: Anthony Orozco 972-892-9973

**DUE DATE 2/1/2021**

	Principal Outstanding	\$3,225,000.00
<b>Debt Service</b>	Principal Due	\$0.00
	Interest Due	\$57,475.00
	<b>Total Debt Service Due :</b>	\$57,475.00 ✓
	<b>Semi Annual Paying Agent Fee :</b>	\$200.00
	<b>TOTAL AMOUNT DUE:</b>	<b>\$57,675.00</b>

**Wire payments must be received 1 business day prior to Due Date**  
**Check & ACH Payments must be received 5 business days prior to the Due Date**

*IF REMITTING CHECK PAYMENT, PLEASE RETURN THE BOTTOM SECTION AND RETAIN TOP PORTION FOR YOUR RECORDS.*

**DUE DATE 2/1/2021**

Name of Issue:

Belvedere Municipal Utility District Unlimited Tax  
 Refunding Bonds, Series 2016 \$3,570,000

<b>Reference Number:</b>	<b>BELV916UTR</b>
<b>Net Amount Due:</b>	<b>\$57,675.00</b>
<b>Current Debt Service:</b>	<b>\$57,475.00</b>
<b>Paying Agent Fee:</b>	<b>\$200.00</b>
<b>Amount Enclosed:</b>	

Please use BOK Financial's Standing Debt Service Payment Instructions for the payment. If you need a copy, please reach out to either Anthony Orozco (aorozco@bokf.com/972-892-9973) or Nicholas Deskin (ndeskin@bokf.com/214-987-8833).



**BOK FINANCIAL**® 5956 Sherry Lane, Suite 1201, Dallas, TX 75225  
 Services provided by BOKF, NA

**Corporate Trust Account Invoice Summary**

**Name of Issue:**

Belvedere Municipal Utility District Unlimited Tax Park  
 Bonds, Series 2018

Belvedere MUD  
 c/o Blakeslee Monzingo & Company  
 P.O. Box 2029  
 Pflugerville TX 78691

**Ref. Number : BELV218UTP**

For questions contact: Anthony Orozco 972-892-9973

**DUE DATE 2/1/2021**

	Principal Outstanding	\$1,075,000.00
<b>Debt Service</b>	Principal Due	\$0.00
	Interest Due	\$16,203.13
	<b>Total Debt Service Due :</b>	<b>\$16,203.13</b>
	<b>Semi Annual Paying Agent Fee :</b>	<b>\$200.00</b>
	<b>TOTAL AMOUNT DUE:</b>	<b>\$16,403.13</b>

**Wire payments must be received 1 business day prior to Due Date**  
**Check & ACH Payments must be received 5 business days prior to the Due Date**

IF REMITTING CHECK PAYMENT, PLEASE RETURN THE BOTTOM SECTION AND RETAIN TOP PORTION FOR YOUR RECORDS.

Name of Issue:

Belvedere Municipal Utility District Unlimited Tax  
 Park Bonds, Series 2018

**DUE DATE 2/1/2021**

<b>Reference Number:</b>	<b>BELV218UTP</b>
<b>Net Amount Due:</b>	<b>\$16,403.13</b>
<b>Current Debt Service:</b>	<b>\$16,203.13</b>
<b>Paying Agent Fee:</b>	<b>\$200.00</b>
<b>Amount Enclosed:</b>	

Please use BOK Financial's Standing Debt Service Payment Instructions for the payment. If you need a copy, please reach out to either Anthony Orozco (aorozco@bokf.com/972-892-9973) or Nicholas Deskin (ndeskin@bokf.com/214-987-8833).



Drawer 9  
Wolfforth, Texas 79382-0009

[www.theabcbank.com](http://www.theabcbank.com)

2817044  
Belvedere Municipal Utility District  
General Funds  
PO Box 2029  
Pflugerville TX 78691

Date 12/31/20  
Primary Account

Page 1

5

\* Please help us keep your contact information updated. In the event of fraud or other related issues, it is important for us to be able to contact you. \*


Checking Account

Account Title: Belvedere Municipal Utility District  
General Funds

Business Checking Public Funds		Enclosures/Images	12
Account Number	[REDACTED]	Statement Dates	12/01/20 thru 12/31/20
Previous Balance	33,653.83	Days in the Statement Period	31
22 Deposits/Credits	424,955.44	Average Ledger Balance	250,115.13
8 Checks/Debits	47,674.73	Average Collected	239,487.15
Service Charge Amount	.00		
Interest Paid	.00		
Current Balance	410,934.54		

Deposits and Other Credits

Date	Description	Amount
12/02	PPD F746000192	3,632.12
	CONS PAY PT CLEARING	
12/03	Deposit	8,263.15
12/03	Deposit	31,378.72
12/03	Deposit	82,466.82
12/07	PPD F746000192	735.81
	CONS PAY PT CLEARING	
12/08	PPD F746000192	469.35
	CONS PAY PT CLEARING	
12/09	PPD F746000192	9,956.20
	CONS PAY PT CLEARING	
12/10	PPD F746000192	4,779.33
	CONS PAY PT CLEARING	
12/14	PPD F746000192	3,191.31
	CONS PAY PT CLEARING	
12/15	PPD F746000192	14,219.83
	CONS PAY PT CLEARING	





Date 12/31/20  
Primary Account

Page 2

Belvedere Municipal Utility District  
General Funds  
PO Box 2029  
Pflugerville TX 78691

Business Checking Public Funds

(Continued)

Deposits and Other Credits


Date	Description	Amount
12/16	PPD F746000192	1,633.11
	CONS PAY PT CLEARING	
12/17	PPD F746000192	17,910.77
	CONS PAY PT CLEARING	
12/18	PPD F746000192	726.82
	CONS PAY PT CLEARING	
12/18	Deposit	26,145.00
12/18	Deposit	125,000.00
12/21	PPD F746000192	13,873.56
	CONS PAY PT CLEARING	
12/22	PPD F746000192	18,161.82
	CONS PAY PT CLEARING	
12/23	PPD F746000192	19,275.55
	CONS PAY PT CLEARING	
12/28	PPD F746000192	3,459.76
	CONS PAY PT CLEARING	
12/29	PPD F746000192	21,414.03
	CONS PAY PT CLEARING	
12/30	PPD F746000192	3,715.90
	CONS PAY PT CLEARING	
12/31	PPD F746000192	14,546.48
	CONS PAY PT CLEARING	

Debits

Date	Description	Amount
12/09	CCD 1411877307 Deluxe SBS DLX FOR BUSINESS 02048516619128	285.24-

Checks

Date	Check No.	Amount	Date	Check No.	Amount
12/03	1196	13,931.39	12/22	1202*	2,127.50
12/17	1199*	1,200.00	12/22	1203	5,017.23
12/22	1200	3,985.50	12/23	1204	1,434.45



Date 12/31/20  
Primary Account

Page 3

Belvedere Municipal Utility District  
General Funds  
PO Box 2029  
Pflugerville TX 78691

Business Checking Public Funds (Continued)

Date	Check No.	Checks Amount
12/28	1205	19,693.42

Daily Balance Information

Date	Balance	Date	Balance	Date	Balance
12/01	33,653.83	12/14	164,310.01	12/23	387,491.79
12/02	37,285.95	12/15	178,529.84	12/28	371,258.13
12/03	145,463.25	12/16	180,162.95	12/29	392,672.16
12/07	146,199.06	12/17	196,873.72	12/30	396,388.06
12/08	146,668.41	12/18	348,745.54	12/31	410,934.54
12/09	156,339.37	12/21	362,619.10		
12/10	161,118.70	12/22	369,650.69		

End Of Statement



**Belvedere Municipal Utility District**  
**Reconciliation Detail**  
 Checking Account - ABC Bank, Period Ending 12/31/2020

Type	Date	Num	Name	Clr	Amount	Balance
Beginning Balance						33,653.83
Cleared Transactions						
Checks and Payments - 8 items						
Check	11/17/2020	1196	Belvedere HOA	X	-13,931.39	-13,931.39
Check	12/09/2020	EFT	Deluxe Business	X	-285.24	-14,216.63
Check	12/15/2020	1205	Fazzone Constructio...	X	-19,693.42	-33,910.05
Check	12/15/2020	1203	Jones & Carter Inc.	X	-5,017.23	-38,927.28
Check	12/15/2020	1200	Lloyd Gosselink	X	-3,985.50	-42,912.78
Check	12/15/2020	1202	Jones & Carter Inc.	X	-2,127.50	-45,040.28
Check	12/15/2020	1204	Pharis Design	X	-1,434.45	-46,474.73
Check	12/15/2020	1199	Montoya & Monzing...	X	-1,200.00	-47,674.73
Total Checks and Payments					-47,674.73	-47,674.73
Deposits and Credits - 22 items						
Deposit	12/02/2020			X	3,632.12	3,632.12
Deposit	12/03/2020			X	8,263.15	11,895.27
Deposit	12/03/2020			X	31,378.72	43,273.99
Deposit	12/03/2020			X	82,466.82	125,740.81
Deposit	12/07/2020			X	735.81	126,476.62
Deposit	12/08/2020			X	469.35	126,945.97
Deposit	12/09/2020			X	9,956.20	136,902.17
Deposit	12/10/2020			X	4,779.33	141,681.50
Deposit	12/14/2020			X	3,191.31	144,872.81
Deposit	12/15/2020			X	14,219.83	159,092.64
Transfer	12/15/2020			X	26,145.00	185,237.64
Transfer	12/15/2020			X	125,000.00	310,237.64
Deposit	12/16/2020			X	1,633.11	311,870.75
Deposit	12/17/2020			X	17,910.77	329,781.52
Deposit	12/18/2020			X	726.82	330,508.34
Deposit	12/21/2020			X	13,873.56	344,381.90
Deposit	12/22/2020			X	18,161.82	362,543.72
Deposit	12/23/2020			X	19,275.55	381,819.27
Deposit	12/28/2020			X	3,459.76	385,279.03
Deposit	12/29/2020			X	21,414.03	406,693.06
Deposit	12/30/2020			X	3,715.90	410,408.96
Deposit	12/31/2020			X	14,546.48	424,955.44
Total Deposits and Credits					424,955.44	424,955.44
Total Cleared Transactions					377,280.71	377,280.71
Cleared Balance					377,280.71	410,934.54 <i>W</i>
Uncleared Transactions						
Checks and Payments - 2 items						
Check	12/15/2020	1201	Sunscape Landscap...		-894.85	-894.85
Check	12/22/2020	1206	Travis Central Appra...		-633.48	-1,528.33
Total Checks and Payments					-1,528.33	-1,528.33
Total Uncleared Transactions					-1,528.33	-1,528.33
Register Balance as of 12/31/2020					375,752.38	409,406.21
Ending Balance					375,752.38	409,406.21



Drawer 9  
Wolfforth, Texas 79382-0009

www.theabcbank.com

2817047

Belvedere Municipal Utility District  
Operating Money Market  
PO Box 2029  
Pflugerville TX 78691

Date 12/31/20  
Primary Account

Page 1

\* Please help us keep your contact information updated. In the event of fraud or other related issues, it is important for us to be able to contact you. \*

Checking Account

Account Title: Belvedere Municipal Utility District  
Operating Money Market

Money Market Public Fund		Enclosures/Images	2
Account Number	[REDACTED]	Statement Dates	12/01/20 thru 12/31/20
Previous Balance	633,378.79	Days in the Statement Period	31
Deposits/Credits	.00	Average Ledger Balance	565,119.75
2 Checks/Debits	151,145.00	Average Collected	565,119.75
Service Charge Amount	.00	Interest Earned	134.37
Interest Paid	134.37	Annual Percentage Yield Earned	0.28%
Current Balance	482,368.16	2020 Interest Paid	594.59

Deposits and Other Credits

Date	Description	Amount
12/31	Interest Deposit	134.37

Checks

Date	Check No.	Amount	Date	Check No.	Amount
12/18		26,145.00	12/18		125,000.00

Daily Balance Information

Date	Balance	Date	Balance	Date	Balance
12/01	633,378.79	12/18	482,233.79	12/31	482,368.16





Date 12/31/20  
Primary Account

Page 2

Belvedere Municipal Utility District  
Operating Money Market  
PO Box 2029  
Pflugerville TX 78691


Money Market Public Fund

[REDACTED] (Continued)

INTEREST RATE SUMMARY

Date	Rate
11/30	0.350000%
12/01	0.300000%
12/18	0.250000%

End Of Statement



**Belvedere Municipal Utility District**  
**Reconciliation Detail**  
**Money Market - ABC Bank, Period Ending 12/31/2020**

Type	Date	Num	Name	Clr	Amount	Balance
<b>Beginning Balance</b>						633,378.79
<b>Cleared Transactions</b>						
<b>Checks and Payments - 2 Items</b>						
Transfer	12/15/2020			X	-125,000.00	-125,000.00
Transfer	12/15/2020			X	-26,145.00	-151,145.00
<b>Total Checks and Payments</b>					<b>-151,145.00</b>	<b>-151,145.00</b>
<b>Deposits and Credits - 1 Item</b>						
Deposit	12/31/2020			X	134.37	134.37
<b>Total Deposits and Credits</b>					<b>134.37</b>	<b>134.37</b>
<b>Total Cleared Transactions</b>					<b>-151,010.63</b>	<b>-151,010.63</b>
<b>Cleared Balance</b>					<b>-151,010.63</b>	<b>482,368.16</b>
<b>Register Balance as of 12/31/2020</b>					<b>-151,010.63</b>	<b>482,368.16</b>
<b>Ending Balance</b>					<b>-151,010.63</b>	<b>482,368.16</b>



Drawer 9  
Wolfforth, Texas 79382-0009

[www.theabcbank.com](http://www.theabcbank.com)

2817045  
Belvedere Municipal Utility District  
Capital Projects  
PO Box 2029  
Pflugerville TX 78691

Date 12/31/20  
Primary Account

Page 1

\* Please help us keep your contact information updated. In the event of fraud or other related issues, it is important for us to be able to contact you. \*

Checking Account

Account Title: Belvedere Municipal Utility District  
Capital Projects

Money Market Public Fund		Enclosures/Images	2
Account Number	[REDACTED]	Statement Dates	12/01/20 thru 12/31/20
Previous Balance	191,572.15	Days in the Statement Period	31
Deposits/Credits	.00	Average Ledger Balance	154,487.82
2 Checks/Debits	39,641.87	Average Collected	154,487.82
Service Charge Amount	.00	Interest Earned	32.71
Interest Paid	32.71	Annual Percentage Yield Earned	0.25%
Current Balance	151,962.99	2020 Interest Paid	810.25


Deposits and Other Credits

Date	Description	Amount
12/31	Interest Deposit	32.71

		Checks			
Date	Check No.	Amount	Date	Check No.	Amount
12/03	342	31,378.72	12/03	343	8,263.15

Daily Balance Information

Date	Balance	Date	Balance	Date	Balance
12/01	191,572.15	12/03	151,930.28	12/31	151,962.99





Date 12/31/20  
Primary Account

Page 2

Belvedere Municipal Utility District  
Capital Projects  
PO Box 2029  
Pflugerville TX 78691


Money Market Public Fund

[REDACTED] (Continued)

### INTEREST RATE SUMMARY

Date	Rate
11/30	0.250000%

End Of Statement



**Belvedere MUD - Capital Projects Fund**  
**Reconciliation Detail**  
Cash, Period Ending 12/31/2020

Type	Date	Num	Name	Clr	Amount	Balance
Beginning Balance						191,572.15
<b>Cleared Transactions</b>						
<b>Checks and Payments - 2 items</b>						
Check	11/12/2020	343	Belvedere MUD-Gen...	X	-8,263.15	-8,263.15
Check	11/17/2020	342	Belvedere MUD-Gen...	X	-31,378.72	-39,641.87
Total Checks and Payments					-39,641.87	-39,641.87
<b>Deposits and Credits - 1 item</b>						
Deposit	12/31/2020			X	32.71	32.71
Total Deposits and Credits					32.71	32.71
Total Cleared Transactions					-39,609.16	-39,609.16
Cleared Balance					-39,609.16	151,962.99
Register Balance as of 12/31/2020					-39,609.16	151,962.99
Ending Balance					-39,609.16	151,962.99



Drawer 9  
Wolfforth, Texas 79382-0009

[www.theabcbank.com](http://www.theabcbank.com)

2816056  
Belvedere Municipal Utility District  
Debt Services  
PO Box 2029  
Pflugerville TX 78691

Date 12/31/20 Page 1  
Primary Account

\* Please help us keep your contact information updated. In the event of fraud or other related issues, it is important for us to be able to contact you. \*

Checking Account

Account Title: Belvedere Municipal Utility District  
Debt Services

Money Market Public Fund		Enclosures/Images	0
Account Number	[REDACTED]	Statement Dates	12/01/20 thru 12/31/20
Previous Balance	214,579.08	Days in the Statement Period	31
Deposits/Credits	.00	Average Ledger Balance	214,579.08
Checks/Debits	.00	Average Collected	214,579.08
Service Charge Amount	.00	Interest Earned	45.44
Interest Paid	45.44	Annual Percentage Yield Earned	0.25%
Current Balance	214,624.52	2020 Interest Paid	688.75

Deposits and Other Credits

Date	Description	Amount
12/31	Interest Deposit	45.44


Daily Balance Information

Date	Balance	Date	Balance
12/01	214,579.08	12/31	214,624.52

INTEREST RATE SUMMARY

Date	Rate
11/30	0.250000%

End Of Statement





**Belvedere MUD-Debt Service Fund**  
**Reconciliation Detail**  
MUD Debt Service Fund, Period Ending 12/31/2020

<u>Type</u>	<u>Date</u>	<u>Num</u>	<u>Name</u>	<u>Clr</u>	<u>Amount</u>	<u>Balance</u>
Beginning Balance						214,579.08
Cleared Transactions						
Deposits and Credits - 1 item						
Deposit	12/31/2020			X	45.44	45.44
Total Deposits and Credits					45.44	45.44
Total Cleared Transactions					45.44	45.44
Cleared Balance					45.44	214,624.52
Register Balance as of 12/31/2020					45.44	214,624.52
<b>Ending Balance</b>					<b>45.44</b>	<b>214,624.52</b> ✓

TXDISTIA	RECEIVABLE BALANCE 'R' REPORT	NET BASE TAX	PERCENT	ENDING	P & I	P & I	LRP	OTHER	TOTAL
YEAR	TAX BALANCE	COLLECTED	COLLECTED	TAX BALANCE	COLLECTED	REVERSALS	COLLECTED	PENALTY	DISTRIBUTED
2006	.00	.00	.00 %	.00	.00	.00	.00	.00	.00
2007	.00	.00	.00 %	.00	.00	.00	.00	.00	.00
2008	.00	.00	.00 %	.00	.00	.00	.00	.00	.00
2009	.00	.00	.00 %	.00	.00	.00	.00	.00	.00
2010	.00	.00	.00 %	.00	.00	.00	.00	.00	.00
2011	.00	.00	.00 %	.00	.00	.00	.00	.00	.00
2012	.00	.00	.00 %	.00	.00	.00	.00	.00	.00
2013	.00	.00	.00 %	.00	.00	.00	.00	.00	.00
2014	2371.31	.00	2371.31 100.00 %	.00	909.00	.00	.00	.00	3280.31
2015	3336.25	.00	3336.25 100.00 %	.00	1012.00	.00	.00	.00	4348.25
2016	3363.93	.00	3363.33 99.98 %	.60	751.14	.00	.00	.00	4114.47
2017	3367.38	.00	3367.38 100.00 %	.00	491.08	.00	.00	.00	3858.46
2018	3129.30	.00	3129.30 100.00 %	.00	299.89	.00	.00	.00	3429.19
2019	7845.38	.00	3824.53 48.75 %	4020.85	338.61	.00	.00	.00	4163.14
TOTL	23413.55	.00	19392.10 82.82 %	4021.45	3801.72	.00	.00	.00	23193.82
2020	641900.93	5173.66-	225456.22 35.41 %	411271.05	.00	.00	.00	.00	225456.22

ENTITY	TOTAL	665314.48	5173.66-	244947.02	98.70	244848.32	37.09 %	415292.50	3801.72	.00 <th>.00 <th>.00 <th>248650.04</th> </th></th>	.00 <th>.00 <th>248650.04</th> </th>	.00 <th>248650.04</th>	248650.04
--------	-------	-----------	----------	-----------	-------	-----------	---------	-----------	---------	---	--------------------------------------	------------------------	-----------

Outstanding property tax receivable

Debt Service: 2016 = .31  
 2019 = 2513.03  
 2020 = 278,841.77

Operating: 2016 = .29  
 2019 = 1507.82  
 2020 = 132,129.28

Current tax rate  
 Operating: .095  
 Debt Service: .20  
 Total: .295

BELVEDERE MUD  
CHECKS WRITTEN SINCE LAST MEETING  
ON DECEMBER 15, 2020

<u>Date</u>	<u>Check#</u>	<u>Vendor</u>	<u>Amount</u>
12/22/2020	1206	Travis Central Appraisal District	\$ 633.48
		<b>Total Expenditures:</b>	<b>\$ 633.48</b>

**KAVIS CENTRAL APPRAISAL DISTRICT**

850 E. Anderson Lane  
 P.O. Box 149012  
 Austin, TX 78714

	Invoice Date	Invoice Number
<b>Invoice</b>	12/1/2020	6217

Jurisdiction ID: 1K

Belvedere MUD  
 P.O. Box 2029  
 Pflugerville, TX 78691

You may remit via ACH to Wells Fargo Bank, N.A.,  
 account #7556188477, ABA #111900659.

To remit via wire, please contact the Finance  
 Department.

Invoice Date	Charge Code	Description	Amount
12/1/2020	Appraisal Revenue	Appraisal Fees	\$633.48
<div style="border: 1px solid black; border-radius: 50%; padding: 5px; display: inline-block;">Paid between meters</div>			
Paid 12/1/2020 Rec'd Photo			
Due Date: 12/31/2020		Total:	\$633.48

6217 12/1/2020

Invoice Date	Charge Code	Description	Amount
12/1/2020	Appraisal Revenue	Appraisal Fees	\$633.48

1K Belvedere MUD

Total Due: \$633.48

Due Date: 12/31/2020

Amount Remitted: \_\_\_\_\_

Please remit payment at your earliest convenience. Should you have any questions, please contact Leana H. Mann at (512)834-9317 Ext. 405 or by e-mail at Lmann@tcadcentral.org.



JONES | CARTER

3100 Alvin Devane Boulevard, Suite 150  
Austin, Texas 78741-7425  
Tel: 512.441.9493  
Fax: 512.445.2286  
www.jonescarter.com

January 12, 2021

Belvedere Municipal Utility District  
c/o Lloyd Gosselink Rochelle & Townsend, P.C.  
816 Congress Avenue, Suite 1900  
Austin, Texas 78701

Re: Construction of Amenity Center Improvements  
Belvedere Municipal Utility District  
Travis County, Texas

Dear Directors:

Enclosed is Progress Payment Request No. 2 from Fazzone Construction Co., Inc. for the referenced project. The estimate is in order and we recommend payment in the amount of \$4,632.87 to Fazzone Construction Co., Inc.

Also enclosed is Construction Progress Report No. 2, which is submitted in accordance with Texas Commission on Environmental Quality Rule No. 293.62. This report covers construction activities for the referenced project during the period December 1, 2020 to December 31, 2020.

Sincerely,

Catherine Garza Mitchell, PE

CGM/jmr

K:\16654\16654-0004-00 Belvedere Landscaping Bid Services\3 Construction Phase\5. Pay Estimates & Change Orders\16654-0004-00 ESTIMATE LETTER.docx

Enclosure

cc: Fazzone Construction Co., Inc.  
Ms. Stefanie Albright – Lloyd Gosselink Rochelle & Townsend, P.C.

EXHIBIT D

January 11, 2021

Construction Progress Report No. 2  
Period December 1, 2020 to December 31, 2020

Construction of Amenity Center Improvements  
Belvedere Municipal Utility District  
Travis County, Texas

Contract:

- A. Contractor: Fazzone Construction Co., Inc.
- B. Contract Date: November 12, 2020
- C. Authorization to Proceed: November 16, 2020 (60 Calendar Days)
- D. Completion Date: January 15, 2021
- E. Contract Time Used: 45 Calendar Days (75%)

I. General

Contractor has installed tree protection, removed the existing boulder and completed the 4-inch PVC sleeving for irrigation and lighting.

II. Change Orders

None Issued this Report.

III. Completion Report

A. Estimated Cost as of this Report Period

1. Contract Bid Price	\$	363,946.18
2. Change Orders	\$	0.00
3. Total Estimated Contract Price	\$	363,946.18

B. Actual cost as of this Report \$ 27,029.21

C. Amount Retained (10% of B) \$ 2,702.92

D. Total Paid Contractor \$ 24,326.29

E. Estimated Cost Remaining (A.3 - B) \$ 336,916.98

F. Construction Complete (B/A.3) 7%

IV. Frequency of Observation – Periodically

V. Problems – No problems this report.



JONES | CARTER



OWNER: Belvedere Municipal Utility District PROGRESS PAYMENT # 2

PROJECT: Construction of Amenity Center Improvements

JOB NO. : 16654-0004-00

CONTRACTOR: Fazzone Construction Co., Inc.

C  
R  
T

ITEM NO.	DESCRIPTION	UNIT	ESTIMATED QUANTITY	UNIT PRICE	THIS ESTIMATE		PREVIOUS ESTIMATE	
					QUANTITY	AMOUNT	QUANTITY	AMOUNT
<b>BASE BID</b>								
1	Move-in and start-up, including performance and payment bonds for 100 percent (100%) of the contract amount. Cost not to exceed 10% of total contract amount.	LS	1.0	\$6,996.00	0.0%	\$0.00	100.0%	\$6,996.00
<b>EROSION CONTROLS &amp; RESTORATION</b>								
2	Stabilized Construction Entrance, installed, maintained and removed.	LS	1.0	\$1,749.00	75.0%	\$1,311.75	0.0%	\$0.00
3	Concrete washout area, installed, maintained and removed.	LS	1.0	\$991.10	75.0%	\$743.33	0.0%	\$0.00
4	Silt fence, installed, maintained and removed.	LF	208.0	\$2.16	0.0	\$0.00	208.0	\$449.28
5	Tree protection, installed, maintained and removed.	LS	1.0	\$1,749.00	75.0%	\$1,311.75	0.0%	\$0.00
6	Mulch sock, installed, maintained and removed.	LF	170.0	\$7.29	0.0	\$0.00	170.0	\$1,239.30
7	Hydro-mulch seeding of disturbed areas. Contractor to ensure growth of vegetation by whatever means necessary, including re-seeding, over-seeding or watering at no separate pay.	LS	1.0	\$612.15	0.0%	\$0.00	0.0%	\$0.00
8	Bermuda Seed installed per plan. Contractor to ensure growth of vegetation by whatever means necessary, including re-seeding, over-seeding or watering at no separate pay.	SF	7,388.0	\$0.17	0.0	\$0.00	0.0%	\$0.00
<b>DEMOLITION</b>								
9	Remove existing parking wall per plan. Save all stone for use on site.	LS	1.0	\$1,908.00	0.0%	\$0.00	100.0%	\$1,908.00



OWNER: Belvedere Municipal Utility District

PROGRESS PAYMENT # 2

PROJECT: Construction of Amenity Center Improvements

JOB NO. : 16654-0004-00

CONTRACTOR: Fazzone Construction Co., Inc.

C  
R  
T

ITEM NO.	DESCRIPTION	UNIT	ESTIMATED QUANTITY	UNIT PRICE	THIS ESTIMATE		PREVIOUS ESTIMATE	
					QUANTITY	AMOUNT	QUANTITY	AMOUNT
10	Remove existing entry sign per plan.	LS	1.0	\$636.00	0.0%	\$0.00	100.0%	\$636.00
11	Remove existing bollards per plan.	LS	1.0	\$1,017.60	0.0%	\$0.00	100.0%	\$1,017.60
12	Remove existing plant beds on Amenity Center lot per plan.	LS	1.0	\$4,452.00	0.0%	\$0.00	100.0%	\$4,452.00
13	Remove existing plant beds in islands on Flagler Drive per plan.	LS	1.0	\$2,289.60	0.0%	\$0.00	100.0%	\$2,289.60
14	Remove existing boulder per plan, and save boulder for use on site.	EA	2.0	\$127.20	2.0	\$254.40	0.0%	\$0.00
15	Remove existing decomposed granite trail at north end of playground per plan.	LS	1.0	\$445.20	0.0%	\$0.00	100.0%	\$445.20
16	Remove existing sod along west edge of playground per plan.	LS	1.0	\$445.20	0.0%	\$0.00	100.0%	\$445.20
17	Remove existing bench on west side of basketball court and relocate on site.	LS	1.0	\$190.80	0.0%	\$0.00	50.0%	\$95.40
18	Remove existing gabion baskets at southwest corner of Flagler Drive and Rollins Drive.	LS	1.0	\$1,908.00	0.0%	\$0.00	100.0%	\$1,908.00
19	Trim existing tree at north end of existing parking lot per plan.	LS	1.0	\$445.20	0.0%	\$0.00	0.0%	\$0.00
<b>PARKING LOT IMPROVEMENTS</b>								
20	Blackstar Gravel parking lot, including compacted subgrade and base, complete in place per plans.	SF	1,200.0	\$6.68	0.0	\$0.00	0.0	\$0.00
21	Wheel Stops, complete in place.	EA	7.0	\$190.80	0.0	\$0.00	0.0	\$0.00
22	1' wide Ribbon Curb, complete in place.	LF	110.0	\$31.80	0.0	\$0.00	0.0	\$0.00





OWNER: Belvedere Municipal Utility District

PROGRESS PAYMENT # 2

PROJECT: Construction of Amenity Center Improvements

JOB NO. : 16654-0004-00

CONTRACTOR: Fazzone Construction Co., Inc.

C  
R  
T

ITEM NO.	DESCRIPTION	UNIT	ESTIMATED QUANTITY	UNIT PRICE	THIS ESTIMATE		PREVIOUS ESTIMATE	
					QUANTITY	AMOUNT	QUANTITY	AMOUNT
<b>HARDSCAPE IMPROVEMENTS</b>								
23	Flagstone trail, including compacted crushed gravel base and sand bed, complete in place per plans.	SF	2,490.0	\$23.53	0.0	\$0.00	0.0	\$0.00
24	Gravel trail, including compacted limestone base, complete in place per plans.	SF	1,607.0	\$6.68	0.0	\$0.00	0.0	\$0.00
25	18-inch Drystack Stormwater Diversion Wall, including compacted base and concrete footing, complete in place per plans.	LF	115.0	\$133.56	0.0	\$0.00	0.0	\$0.00
26	Drystack Entry Wall, including compacted base and concrete footing, complete in place per plans.	LF	64.0	\$174.26	0.0	\$0.00	0.0	\$0.00
27	Entry sign, including 20 LF of drystack entry wall and leuders panel with lettering, complete in place per plans.	LS	1.0	\$11,263.56	0.0%	\$0.00	0.0%	\$0.00
28	Drystack Stone Seat Wall, including compacted base and concrete footing, complete in place per plans.	LF	65.0	\$133.56	0.0	\$0.00	0.0	\$0.00
29	12-inch Stone Curb, including compacted base and concrete footing, complete in place per plans.	LF	85.0	\$31.80	0.0	\$0.00	0.0	\$0.00
30	Boulder steps, including compacted base, complete in place per plans.	LS	1.0	\$445.20	0.0%	\$0.00	0.0%	\$0.00
31	Boulder set in concrete, including compacted base and concrete footing, complete in place per plans.	EA	2.0	\$318.00	0.0	\$0.00	0.0	\$0.00

OWNER: Belvedere Municipal Utility District

PROGRESS PAYMENT # 2

PROJECT: Construction of Amenity Center Improvements

JOB NO. : 16654-0004-00

CONTRACTOR: Fazzone Construction Co., Inc.

 C  
R  
T

ITEM NO.	DESCRIPTION	UNIT	ESTIMATED QUANTITY	UNIT PRICE	THIS ESTIMATE		PREVIOUS ESTIMATE	
					QUANTITY	AMOUNT	QUANTITY	AMOUNT
32	Blackstar gravel (3"-5") at toe of diversion berms per plans.	SF	360.0	\$6.68	0.0	\$0.00	0.0	\$0.00
33	Stone plant border at planting beds and gravel trail, complete in place per plans.	LF	460.0	\$6.36	0.0	\$0.00	0.0	\$0.00
34	Steel edging at planting beds and gravel trail on Amenity Center Site, complete in place per plans.	LF	716.0	\$6.36	0.0	\$0.00	0.0	\$0.00
35	Diversion berm, complete in place per plans.	SF	1,300.0	\$0.64	0.0	\$0.00	0.0	\$0.00
36	4-inch PVC sleeving for irrigation and lighting, per plans.	LS	1.0	\$1,526.40	100.0%	\$1,526.40	0.0%	\$0.00
<b>LIGHTING</b>								
37	Hydrel Accent light, complete in place per plans.	EA	29.0	\$1,164.64	0.0	\$0.00	0.0	\$0.00
38	Saturn Cutoff 2 LED light, complete in place per plans.	EA	1.0	\$7,822.69	0.0	\$0.00	0.0	\$0.00
39	BEGA Bollard light, complete in place per plans.	EA	10.0	\$2,249.21	0.0	\$0.00	0.0	\$0.00
40	BEGA Sign light, complete in place per plans.	EA	2.0	\$1,780.48	0.0	\$0.00	0.0	\$0.00
<b>LANDSCAPE IMPROVEMENTS - AMENITY CENTER SITE</b>								
41	Hardwood mulch, 3" depth, per plans.	LS	1.0	\$3,305.61	0.0%	\$0.00	0.0%	\$0.00
42	5/8" Black Tejas gravel mulch, per plans.	LS	1.0	\$1,023.96	0.0%	\$0.00	0.0%	\$0.00
43	Soil Amendment, per plans.	LS	1.0	\$2,637.81	0.0%	\$0.00	0.0%	\$0.00
44	Topsoil, 2" depth, per plans.	LS	1.0	\$3,834.29	0.0%	\$0.00	0.0%	\$0.00



OWNER: Belvedere Municipal Utility District

PROGRESS PAYMENT # 2

PROJECT: Construction of Amenity Center Improvements

JOB NO. : 16654-0004-00

CONTRACTOR: Fazzone Construction Co., Inc.

C  
R  
T

ITEM NO.	DESCRIPTION	UNIT	ESTIMATED QUANTITY	UNIT PRICE	THIS ESTIMATE		PREVIOUS ESTIMATE	
					QUANTITY	AMOUNT	QUANTITY	AMOUNT
45	Permanent irrigation system, complete in place per plans.	LS	1.0	\$6,188.28	0.0%	\$0.00	0.0%	\$0.00
46	Temporary irrigation in all seeded areas and plant beds without permanent irrigation, per plans.	LS	1.0	\$1,714.02	0.0%	\$0.00	0.0%	\$0.00
47	2-inch caliper Chitalpa, complete in place per plans.	EA	1.0	\$411.81	0.0	\$0.00	0.0	\$0.00
48	2-inch caliper Natchez Crape Myrtle, complete in place per plans.	EA	3.0	\$383.99	0.0	\$0.00	0.0	\$0.00
49	24-inch box Palo Verde, complete in place per plans.	EA	1.0	\$645.54	0.0	\$0.00	0.0	\$0.00
50	2-inch caliper Texas Mountain Laurel, complete in place per plans.	EA	1.0	\$484.16	0.0	\$0.00	0.0	\$0.00
51	3-gallon Autumn Glow Big Muhly, complete in place per plans.	EA	19.0	\$27.60	0.0	\$0.00	0.0	\$0.00
52	5-gallon Bottlebrush, complete in place per plans.	EA	3.0	\$52.87	0.0	\$0.00	0.0	\$0.00
53	3-gallon Dwarf Weeping Bottlebrush, complete in place per plans.	EA	3.0	\$38.40	0.0	\$0.00	0.0	\$0.00
54	3-gallon Giant Yucca, complete in place per plans.	EA	29.0	\$32.61	0.0	\$0.00	0.0	\$0.00
55	3-gallon Katrina African Iris, complete in place per plans.	EA	83.0	\$68.78	0.0	\$0.00	0.0	\$0.00
56	3-gallon Leopard Plant, complete in place per plans.	EA	27.0	\$31.89	0.0	\$0.00	0.0	\$0.00



OWNER: Belvedere Municipal Utility District

PROGRESS PAYMENT # 2

PROJECT: Construction of Amenity Center Improvements

JOB NO. : 16654-0004-00

CONTRACTOR: Fazzone Construction Co., Inc.

C  
R  
T

ITEM NO.	DESCRIPTION	UNIT	ESTIMATED QUANTITY	UNIT PRICE	THIS ESTIMATE		PREVIOUS ESTIMATE	
					QUANTITY	AMOUNT	QUANTITY	AMOUNT
57	3-gallon Ricepaper Plant, complete in place per plans.	EA	3.0	\$63.00	0.0	\$0.00	0.0	\$0.00
58	5-gallon Upright Rosemary, complete in place per plans.	EA	20.0	\$29.72	0.0	\$0.00	0.0	\$0.00
59	3-gallon Bamboo Muhly, complete in place per plans.	EA	27.0	\$26.82	0.0	\$0.00	0.0	\$0.00
60	1-gallon Berkeley Sedge, complete in place per plans.	EA	80.0	\$13.30	0.0	\$0.00	0.0	\$0.00
61	1-gallon Blonde Ambition, complete in place per plans.	EA	150.0	\$12.97	0.0	\$0.00	0.0	\$0.00
62	4-inch pot Inland Sea Oats, complete in place per plans.	EA	102.0	\$3.39	0.0	\$0.00	0.0	\$0.00
63	1-gallon Bicolor Iris, complete in place per plans.	EA	14.0	\$12.13	0.0	\$0.00	0.0	\$0.00
64	1-gallon Firecracker Fern, complete in place per plans.	EA	38.0	\$11.85	0.0	\$0.00	0.0	\$0.00
65	10-gallon Flowering Senna, complete in place per plans.	EA	8.0	\$132.67	0.0	\$0.00	0.0	\$0.00
66	1-gallon Four Nerve Daisy, complete in place per plans.	EA	114.0	\$12.13	0.0	\$0.00	0.0	\$0.00
67	1-gallon Heartleaf Skullcap, complete in place per plans.	EA	16.0	\$11.85	0.0	\$0.00	0.0	\$0.00
68	1-gallon Indigo Spires Salvia, complete in place per plans.	EA	13.0	\$11.30	0.0	\$0.00	0.0	\$0.00
69	3-gallon Jerusalem Sage, complete in place per plans.	EA	26.0	\$31.89	0.0	\$0.00	0.0	\$0.00

OWNER: Belvedere Municipal Utility District

PROGRESS PAYMENT # 2

PROJECT: Construction of Amenity Center Improvements

JOB NO. : 16654-0004-00

CONTRACTOR: Fazzone Construction Co., Inc.

 C  
R  
T

ITEM NO.	DESCRIPTION	UNIT	ESTIMATED QUANTITY	UNIT PRICE	THIS ESTIMATE		PREVIOUS ESTIMATE	
					QUANTITY	AMOUNT	QUANTITY	AMOUNT
70	1-gallon Russian Sage, complete in place per plans.	EA	98.0	\$11.85	0.0	\$0.00	0.0	\$0.00
71	1-gallon Texas Betony, complete in place per plans.	EA	27.0	\$11.69	0.0	\$0.00	0.0	\$0.00
72	1-gallon Turk's Cap, complete in place per plans.	EA	43.0	\$12.08	0.0	\$0.00	0.0	\$0.00
73	1-gallon Zexmenia, complete in place per plans.	EA	49.0	\$11.52	0.0	\$0.00	0.0	\$0.00
74	3-gallon Brakelights Red Yucca, complete in place per plans.	EA	10.0	\$51.42	0.0	\$0.00	0.0	\$0.00
75	5-gallon Green Goblet Agave, complete in place per plans.	EA	4.0	\$41.29	0.0	\$0.00	0.0	\$0.00
76	3-gallon Red Yucca, complete in place per plans.	EA	30.0	\$28.27	0.0	\$0.00	0.0	\$0.00
77	5-gallon Softleaf Yucca, complete in place per plans.	EA	17.0	\$32.61	0.0	\$0.00	0.0	\$0.00
	<b>LANDSCAPE IMPROVEMENTS - FLAGLER DRIVE</b>							
78	Hardwood mulch, 3" depth, per plans	LS	1.0	\$1,652.81	0.0%	\$0.00	0.0%	\$0.00
79	Soil Amendment, per plans.	LS	1.0	\$1,318.91	0.0%	\$0.00	0.0%	\$0.00
80	Steel edging at planting beds, complete in place per plans.	LF	160.0	\$6.68	0.0	\$0.00	0.0	\$0.00
81	Permanent irrigation system, complete in place per plans.	LS	1.0	\$6,889.47	0.0	\$0.00	0.0	\$0.00



OWNER: Belvedere Municipal Utility District

PROGRESS PAYMENT # 2

PROJECT: Construction of Amenity Center Improvements

JOB NO. : 16654-0004-00

CONTRACTOR: Fazzone Construction Co., Inc.

ITEM NO.	DESCRIPTION	UNIT	ESTIMATED QUANTITY	UNIT PRICE	THIS ESTIMATE		PREVIOUS ESTIMATE	
					QUANTITY	AMOUNT	QUANTITY	AMOUNT
82	Temporary irrigation in all seeded areas and plant beds without permanent irrigation, per plans.	LS	1.0	\$556.50	0.0%	\$0.00	0.0%	\$0.00
83	2-inch caliper Natchez Crape Myrtle, complete in place per plans.	EA	3.0	\$383.99	0.0	\$0.00	0.0	\$0.00
84	3-gallon Giant Yucca, complete in place per plans.	EA	16.0	\$32.61	0.0	\$0.00	0.0	\$0.00
85	3-gallon Mexican Oregano, complete in place per plans.	EA	11.0	\$28.27	0.0	\$0.00	0.0	\$0.00
86	3-gallon Bamboo Muhly, complete in place per plans.	EA	46.0	\$26.82	0.0	\$0.00	0.0	\$0.00
87	3-gallon Bamboo Muhly, complete in place per plans.	EA	174.0	\$12.97	0.0	\$0.00	0.0	\$0.00
88	3-gallon Pink Flamingo Muhly Grass, complete in place per plans.	EA	27.0	\$26.16	0.0	\$0.00	0.0	\$0.00
89	1-gallon Bicolor Iris, complete in place per plans.	EA	52.0	\$12.13	0.0	\$0.00	0.0	\$0.00
90	1-gallon Fall Aster, complete in place per plans.	EA	39.0	\$11.85	0.0	\$0.00	0.0	\$0.00
91	1-gallon Indigo Spires Salvia, complete in place per plans.	EA	14.0	\$11.30	0.0	\$0.00	0.0	\$0.00
92	1-gallon Russian Sage, complete in place per plans.	EA	98.0	\$11.85	0.0	\$0.00	0.0	\$0.00
93	1-gallon Society Garlic, complete in place per plans.	EA	58.0	\$11.85	0.0	\$0.00	0.0	\$0.00



OWNER: Belvedere Municipal Utility District

PROGRESS PAYMENT # 2

PROJECT: Construction of Amenity Center Improvements

JOB NO. : 16654-0004-00

CONTRACTOR: Fazzone Construction Co., Inc.

ITEM NO.	DESCRIPTION	UNIT	ESTIMATED QUANTITY	UNIT PRICE	THIS ESTIMATE		PREVIOUS ESTIMATE	
					QUANTITY	AMOUNT	QUANTITY	AMOUNT
94	1-gallon Turk's Cap, complete in place per plans.	EA	34.0	\$12.08	0.0	\$0.00	0.0	\$0.00
95	1-gallon Zexmenia, complete in place per plans.	EA	14.0	\$11.52	0.0	\$0.00	0.0	\$0.00
96	5-gallon Softleaf Yucca, complete in place per plans.	EA	3.0	\$32.61	0.0	\$0.00	0.0	\$0.00
<b>ALTERNATE BID ITEMS</b>								
<b>HARDSCAPE IMPROVEMENTS</b>								
A1	Flagstone trail on south side of septic field, including compacted crushed gravel base and sand bed, complete in place per plans. Include deduction of 5 LF of 18" Stormwater Diversion Wall and 20 LF of Stone Border for plant bed.	SF	450.0	\$23.53	0.0	\$0.00	0.0	\$0.00
<b>EXISTING AMENITY CENTER TRAIL REPAIRS</b>								
A2	Decomposed granite trail, complete in place per plans. Existing crushed limestone trail to be used as base for trail.	SY	311.0	\$60.10	0.0	\$0.00	0.0	\$0.00
A3	Flagstone trail, complete in place per plans. Existing crushed limestone trail to be used as base for trail.	SY	67.0	\$211.79	0.0	\$0.00	0.0	\$0.00
A4	Widen existing flagstone trail along oak tree on west side of Amenity Center, complete in place.	SY	29.0	\$211.08	0.0	\$0.00	0.0	\$0.00
A5	Modify existing loose rip rap downstream of trail widening for positive drainage.	SY	11.0	\$103.03	0.0	\$0.00	0.0	\$0.00
A6	Repair eroded area downslope of existing trail on west side of Amenity Center, and grade to drain.	LS	1.0	\$954.00	0.0%	\$0.00	0.0%	\$0.00

OWNER: Belvedere Municipal Utility District

PROGRESS PAYMENT # 2

PROJECT: Construction of Amenity Center Improvements

JOB NO. : 16654-0004-00

CONTRACTOR: Fazzone Construction Co., Inc.

ITEM NO.	DESCRIPTION	UNIT	ESTIMATED QUANTITY	UNIT PRICE	THIS ESTIMATE		PREVIOUS ESTIMATE	
					QUANTITY	AMOUNT	QUANTITY	AMOUNT
A7	Remove and reposition rocks and boulders in channel upslope of existing trail on west side of Amenity Center to allow positive drainage flow.	LS	1.0	\$1,526.40	0.0%	\$0.00	0.0%	\$0.00
A8	Remove juniper understory around existing oak tree adjacent to proposed turnaround area per plans.	LS	1.0	\$318.00	0.0%	\$0.00	0.0%	\$0.00
A9	Hydro-mulch seeding of areas disturbed during trail repairs. Contractor to ensure growth of vegetation by whatever means necessary, including re-seeding, over-seeding or watering at no separate pay.	LS	1.0	\$1,908.00	0.0%	\$0.00	0.0%	\$0.00
A10	Sod installed in disturbed areas along trail widening on the west side of Amenity Center. Contractor to ensure growth of vegetation by whatever means necessary, including re-sodding or watering at no separate pay.	LS	1.0	\$2,289.60	0.0%	\$0.00	0.0%	\$0.00





OWNER: Belvedere Municipal Utility District  
 PROJECT: Construction of Amenity Center Improvements  
 JOB NO. : 16654-0004-00  
 CONTRACTOR: Fazzone Construction Co., Inc.

PROGRESS PAYMENT # 2

ITEM NO.	DESCRIPTION	UNIT	ESTIMATED QUANTITY	UNIT PRICE	THIS ESTIMATE		PREVIOUS ESTIMATE	
					QUANTITY	AMOUNT	QUANTITY	AMOUNT
MATERIALS ON HAND						\$0.00		\$0.00
TOTAL MATERIALS ON HAND								
CHANGE ORDER PLUS/MINUS					VALUE	DAYS		
Change Order No. 001					\$0.00			
Change Order No. 002					\$0.00			
Change Order No. 003					\$0.00			
Change Order No. 004					\$0.00			
TOTAL CONTRACT MODIFICATIONS								
Subtotal (Line Items)					\$5,147.63		\$21,881.58	
Materials on Hand					\$0.00		\$0.00	
Subtotal (Materials on Hand/Line Items)					\$5,147.63		\$21,881.58	
0 Impact Days Requested this Pay Period	Less Retainage (10%)				\$514.76		\$2,188.16	
0 Impact Days Approved this Pay Period	Total				\$4,632.87		\$19,693.42	
0 Impact Days Approved to Date	Less Previous Estimates							
0 Change Order Days	Due this Estimate							
15 Days Remaining	Orig. Contract Amount				\$363,946.18			
75% Complete by Time	Contract Modifications				\$0.00			
7% Complete by Value	Total Contract Amount				\$363,946.18			
Construction Remaining					\$336,916.98			
Amount Approved					\$4,632.87			

APPROVED BY JONES|CARTER

*Catherine B*  
 BY: Catherine Garza Mitchell, PE



January 14, 2021

Board of Directors  
Belvedere Municipal Utility District  
c/o Lloyd Gosselink Rochelle & Townsend, P.C.  
816 Congress Ave., Suite 1900  
Austin, TX 78701

Re: Monthly Status Report  
Belvedere MUD Regular Board Meeting of January 19, 2021

Dear Directors:


The following is a brief summary that describes our activities during the past month:

**1. Amenity Center Lot Improvements**

- a. Construction Update – Fazzone Construction has worked on irrigation and electrical improvements, trails, walls, and bollard lights. Some of the plants arrived on site this week.
- b. Pay Estimate No. 2 – Presented for your approval is Pay Estimate No. 2 in the amount of \$4,632.87. The pay estimate is in order and we recommend your approval.
- c. Change Order No. 3 – We requested a proposal from Fazzone Construction to repair the erosion at the drainage outfall into the Lower Pond by installing a concrete pilot channel. Fazzone submitted a change order in the amount of \$7,032.00 for this work. The Engineering Subcommittee approved this change order as authorized at the last meeting. We met on site with Fazzone this week to discuss the work. They are planning to start next week, weather permitting.

**BOARD ACTION:** Approve Pay Estimate No. 2.

2. **Trail Facilities** – Sunscape addressed some of the eroded spots along the trails and behind the Amenity Center at the end of December. They are doing their normal quarterly visit this week.





JONES | CARTER

Board of Directors  
Belvedere MUD  
Page 2  
January 14, 2021

3. **Drainage Facilities** – No new landscaping requests have been received.

Should you have any questions or need additional information, please notify us.

Sincerely,

Catherine Garza Mitchell, PE

CGM/cgm

K:\16654\0900-21\MeetingFiles\StatusReports\STATUS REPORT for Belvedere 20210114.doc



JONES | CARTER




3100 Alvin Devane Boulevard, Suite 150  
Austin, Texas 78741-7425  
Tel: 512.441.9493  
Fax: 512.445.2286  
www.jonescarter.com

CHANGE ORDER NO. 003  
DATE: January 4, 2021

Project: Construction of Amenity Center Improvements JC Job No.: 16654-0004-00  
Owner: Belvedere Municipal Utility District Contractor: Fazzone Construction Co., Inc.

Description of Changes: Contractor to remove existing rock rip rap at Lower Pond storm sewer outfall and replace with 4' wide reinforced concrete pilot channel with stone embedment. Mortared rock rip rap to be placed at end of pilot channel.  
Reason for Changes: Existing rock rip rap is eroded.

Change in Contract price and time summary:	COST	TIME
Original Contract:	\$363,946.18	60 Calendar Days
Net previous change(s):	\$6,014.95	0 Calendar Days
Contract prior to this change order:	\$369,961.13	60 Calendar Days
Net increase from this change order:	\$7,032.00	10 Calendar Days
Revised Contract Amount:	\$376,993.13	70 Calendar Days
Cumulative % Change in Contract:	3.58 %	16.67 %
Substantial Completion Date:	Original: January 15, 2021	Revised: January 25, 2021

<b>APPROVED BY:</b> Belvedere Municipal Utility District   Representative  _____ 1/4/2021 Date	<b>RECOMMENDED BY:</b> Jones & Carter, Inc.   Catherine Garza Mitchell, PE  _____ 1/4/2021 Date
	<b>ACCEPTED BY:</b> Fazzone Construction Co., Inc.   Representative  _____ 1/4/2021 Date

Enclosure - Exhibit dated 1/4/21

K:\16654\0004\3 Construction Phase\Pay Estimates & Change Orders\Amenity Center Improvements CO3 20210104.xls

EXHIBIT F



Construction of Amenity Center Improvements  
Belvedere Municipal Utility District

The Contractor is directed to furnish all materials, labor, equipment, and subcontractors to remove existing rock rip rap at Lower Pond storm sewer outfall and replace it with a 4' wide reinforced concrete pilot channel with stone embedment and mortared rock rip rap.

To implement payment for this work, the following revision is made to the Item/Quantity Sheets:

Item No.	Description	Unit	Price	Revised Unit Price	Bid Quantity	Revised Quantity	Previous Amount	Revised Amount	Net Change
100	Remove existing rock rip rap at Lower Pond storm sewer outfall, place 4' wide reinforced concrete pilot channel with stone embedment, including rock rip rap along each side of pilot channel, and place mortared rock rip rap at end of channel, per detail.	LS	\$0.00	\$7,032.00	0	1	\$0.00	\$7,032.00	\$7,032.00
								NET INCREASE IN CONTRACT PRICE	\$7,032.00

Ten (10) calendar days are being added to the Contract Period of Performance.