

**BELVEDERE MUNICIPAL UTILITY DISTRICT
NOTICE OF MEETING**

TO: THE BOARD OF DIRECTORS OF BELVEDERE MUNICIPAL UTILITY DISTRICT
AND TO ALL OTHER INTERESTED PERSONS:

Notice is hereby given pursuant to V.T.C.A., Government Code Chapter 551, that the Board of Directors of Belvedere Municipal Utility District will hold a regular meeting, open to the public, on Tuesday, August 16, 2022 at 6:00 p.m., within the boundaries of the District, at the Belvedere Amenity Center, 17400 Flagler Drive, Austin, Texas, for the following purposes:

Meeting materials are available at www.belvederemud.org.

1. Receive public comments.
2. Discuss, consider, and take action to approve the minutes of the June 21, 2022 regular meeting.
3. Discuss, consider, and take action as necessary concerning report from the District's Bookkeeper and Finance Committee, including:
 - a. Payment and ratification of invoices;
 - b. Coordination on bookkeeping matters;
 - c. TexPool investments;
 - d. Reimbursement of costs to Belvedere HOA pursuant to the Joint Use and Maintenance Agreement; and
 - e. August 2022 Belvedere Reserve Study.
4. Discuss, consider, and take action regarding amendments to budget for 2021-2022 fiscal year.
5. Discuss, consider, and take action regarding District budget for 2022-2023 fiscal year.
6. Discuss, consider, and take action 2022 tax rate, set date for public hearing on the tax rate, and authorize publication of notice of public hearing on the tax rate.
7. Discuss, consider, and take action regarding engagement of West Davis & Company regarding financial audit of the fiscal year ending September 30, 2022.
8. Discuss, consider, and take action regarding report from the District liaison to the HOA and from the HOA liaison to the District.
9. Discuss, consider, and take action regarding improvement, maintenance, and repair of existing and future assets owned or maintained by the District, including:
 - a. Report from the District's Engineer;
 - b. Amenity Center Lot project, including warranty claim;
 - c. Drainage Facilities; and
 - d. Trail maintenance.

- 10. Discuss, consider, and take action on future meeting schedule.
- 11. Adjournment.

The District may meet in executive session on any item listed above as provided by the Open Meetings Act, Tex. Gov't Code §§ 551.071, 551.072, 551.073, 551.074, or 551.075.

EXECUTED this the 12th day of August, 2022.



Attorney for the District

(SEAL)

Belvedere Municipal Utility District is committed to compliance with the Americans with Disabilities Act. Reasonable modifications and equal access to communications will be provided upon request. Please call David Klein at Lloyd Gosselink, Attorney for the District, at (512) 322-5818, for information.

ITEM 3

Invoices and Bookkeeper's Report

Belvedere MUD Board Meeting

August 16, 2022

Financial Information

Schedule of Cash Activity

**BELVEDERE MUD
SCHEDULE OF CASH ACTIVITY
GENERAL FUND
MEETING DATE: AUGUST 16, 2022**

GENERAL FUND CHECKING ACCOUNT BALANCE **\$ 26,337.92**

Revenue:

| <u>Deposit Date</u> | <u>Description</u> | <u>Amount</u> |
|----------------------------------------------------|---------------------------------|---------------------|
| 8/16/2022 | Transfer from Money Market | \$ 17,000.00 |
| Total Deposits: | | \$ 17,000.00 |
| Expenses paid since last meeting on 5/16/22 | | |
| 1380 | Manuela's Cleaning | \$ 460.00 |
| EFT | Pedernales Electric Cooperative | \$ 302.38 |
| 1381 | Texas Disposal Systems | \$ 12,887.88 |
| 1382 | AT & T | \$ 189.09 |
| EFT | Spectrum | \$ 106.54 |
| EFT | AT & T | \$ 290.29 |
| Total Expenditures: | | \$ 14,236.18 |
| Cash Balance Before Expenditures | | \$ 29,101.74 |

Expenditures:

| <u>Check Number</u> | <u>Description</u> | <u>Amount</u> |
|----------------------------|-----------------------------|-----------------------|
| 1383 | Montoya & Monzingo LLP | \$ 2,400.00 |
| 1384 | Lloyd Gosselink | \$ 10,252.87 |
| 1385 | Quiddity Engineering | \$ 3,753.75 |
| 1386 | Manuela's Cleaning Services | \$ 460.00 |
| 1387 | DigDg Construction | \$ 1,085.00 |
| 1388 | Quiddity Engineering | \$ 1,072.50 |
| Transfer | Belvedere - Debt Service | \$ 927.30 |
| Transfer | Belvedere - Debt Service | \$ 1,975.48 |
| Total Expenditures: | | \$ (21,926.90) |

ENDING BALANCE - GENERAL FUND CHECKING AS OF AUGUST 16, 2022 **\$ 7,174.84**

CASH BALANCE - GENERAL FUND - MONEY MARKET ACCOUNT - UNRESERVED **\$ 50,260.57**

| | | |
|------------------------|----------------------|-----------------------|
| Transfer | Transfer to Checking | \$ (17,000.00) |
| Total Deposits: | | \$ (17,000.00) |

ENDING CASH BALANCE - GENERAL FUND - MONEY MARKET ACCOUNT - UNRESERVED **\$ 33,260.57**

CASH BALANCE - GENERAL FUND - TEXPOOL **\$ 500,559.60**

TOTAL GENERAL FUND OPERATING CASH **\$ 540,995.01**

LESS: GENERAL FUND - OPERATING RESERVES **\$ (541,400.00)**

TOTAL GENERAL FUND CASH BALANCES LESS RESERVES **\$ (404.99)**

DEBT SERVICE

| | | | | |
|--------------------------------------------------------|------------------------|----|----------|-------------------|
| CASH BALANCE - DEBT SERVICE FUND - MONEY MARKET | | | \$ | 54,458.38 |
| Transfer from Operating Checking | Property Taxes | \$ | 927.36 | |
| Transfer from Operating Checking | Property Taxes | \$ | 1,975.48 | |
| | Total Deposits: | | | \$ 2,902.84 |
| ENDING CASH BALANCE - DEBT SERVICE FUND - MONEY MARKET | | | \$ | 57,361.22 |
| CASH BALANCE - DEBT SERVICE - TEXPOOL | | | \$ | 175,346.90 |
| TOTAL CASH BALANCE - DEBT SERVICE | | | \$ | 232,708.12 |

Budget vs Actual

Belvedere Municipal Utility District
Statement of Revenues and Expenditures Budget vs. Actual
For the Year to Date Ended August 16, 2022
Unaudited

| | Year to Date Actual | Year to Date Budget | Year to Date Variance Favorable (Unfavorable) | 2022 Annual Budget | 2022 Annual Variance Favorable (Unfavorable) |
|-------------------------------------------------------|------------------------|------------------------|--------------------------------------------------------|--------------------------|----------------------------------------------------------|
| <u>Revenues</u> | | | | | |
| Maintenance Taxes | \$ 217,275 | \$ 190,592 | \$ 26,684 | \$ 207,918 | \$ 9,357 |
| Other Income - Landscaping | 1,211 | - | - | - | - |
| Interest Income | 1,498 | 917 | 581 | 1,000 | 498 |
| Total Revenues | 219,984 | 191,508 | 27,265 | 208,918 | 9,855 |
| <u>Expenditures</u> | | | | | |
| Solid Waste Disposal | 50,794 | 50,000 | (794) | 50,000 | (794) |
| Legal Fees | 31,350 | 41,250 | 9,900 | 45,000 | 13,650 |
| Audit Fees | 7,500 | 7,500 | - | 7,500 | - |
| Accounting Fees | 13,200 | 13,200 | - | 14,400 | 1,200 |
| Engineering Fees | 16,058 | 10,083 | (5,975) | 11,000 | (5,058) |
| Engineering Fees - Drainage Maintenance | 5,966 | 18,333 | 12,367 | 20,000 | 14,034 |
| Amenity Center Operations | 49,299 | 77,917 | 28,618 | 85,000 | 35,701 |
| Drainage and Trail Maintenance | 8,054 | 23,833 | 15,779 | 26,000 | 17,946 |
| Insurance | 2,708 | 3,667 | 959 | 4,000 | 1,292 |
| Tax Appraisal and Collection Fees | 3,684 | 4,583 | 899 | 5,000 | 1,316 |
| Bank Charges | 18 | 183 | 165 | 200 | 182 |
| Other Fees | - | 92 | 92 | 100 | 100 |
| Newspaper notices | 314 | 1,833 | 1,519 | 2,000 | 1,686 |
| Website | 384 | 458 | 74 | 500 | 116 |
| Total Expenditures | 189,329 | 252,933 | 63,604 | 270,700 | 81,255 |
| Projected Excess Revenue Over Expenditures | \$ 30,655 | \$ (61,425) | \$ 92,080 | \$ (61,782) | \$ 92,437 |


Investment Report

Belvedere Municipal Utility District
Investments as of June 30, 2022

| Fund | Financial Institution | Investment | Account Number | Book Value Ending 5/31/22 | Market Value Ending 5/31/22 | Book Value Ending 6/30/22 | Market Value Ending 6/30/22 | Yield | Income for Month | Purchase Date | Purchase Price | Maturity date |
|--------------|-----------------------|----------------------------------|----------------|---------------------------|-----------------------------|---------------------------|-----------------------------|-------|------------------|---------------|----------------|---------------|
| Operating | ABC Bank | Money Market Deposit Account | XXXX5091 | \$ 569,950.07 | \$ 569,950.07 | \$ 535,126.73 | \$ 535,126.73 | 0.39% | \$ 176.66 | N/A | N/A | N/A |
| Operating | TexPool | Local Government Investment Pool | XXXXXXXXX0002 | \$ 25,093.30 | \$ 25,093.30 | \$ 25,113.94 | \$ 25,113.94 | 0.62% | \$ 20.64 | N/A | N/A | N/A |
| Operating | ABC Bank | Public Funds Checking | XXXX4251 | \$ 14,750.72 | \$ 14,750.72 | \$ 21,688.01 | \$ 21,688.01 | N/A | | N/A | N/A | N/A |
| Debt Service | ABC Bank | Money Market Deposit Account | XXXX4278 | \$ 566,685.40 | \$ 566,685.40 | \$ 574,302.54 | \$ 574,302.54 | 0.39% | \$ 183.61 | N/A | N/A | N/A |
| Debt Service | TexPool | Local Government Investment Pool | XXXXXXXXX0001 | \$ 25,133.49 | \$ 25,133.49 | \$ 25,154.18 | \$ 25,154.18 | 0.62% | \$ 20.69 | N/A | N/A | N/A |

Total investment return for the quarter ending June 30, 2022 was \$ 841.63 and is in line with budgetary expectations. There are no changes to market, economic, and investment conditions that would require any changes to investment strategy.

This report is submitted in accordance with the Public Funds Investment Act and the District's investment policy.


 Jeff Monzingo, CPA
 District Investment Officer

Financial Statements

Belvedere Municipal Utility District
Balance Sheet
As of August 16, 2022

| | Aug 16, 22 |
|---------------------------------------|-------------------|
| ASSETS | |
| Current Assets | |
| Checking/Savings | |
| Checking Account - ABC Bank | 7,174.84 |
| Money Market - ABC Bank | 33,260.57 |
| TexPool | 500,559.60 |
| Total Checking/Savings | 540,995.01 |
| Accounts Receivable | |
| Taxes Receivable | 1,034.30 |
| Total Accounts Receivable | 1,034.30 |
| Other Current Assets | |
| Prepaid Insurance | 1,935.10 |
| Total Other Current Assets | 1,935.10 |
| Total Current Assets | 543,964.41 |
| TOTAL ASSETS | 543,964.41 |
| LIABILITIES & EQUITY | |
| Liabilities | |
| Current Liabilities | |
| Other Current Liabilities | |
| Deferred Revenue | 1,034.30 |
| Total Other Current Liabilities | 1,034.30 |
| Total Current Liabilities | 1,034.30 |
| Total Liabilities | 1,034.30 |
| Equity | |
| Unassigned | 512,275.17 |
| Net Income | 30,654.94 |
| Total Equity | 542,930.11 |
| TOTAL LIABILITIES & EQUITY | 543,964.41 |

Belvedere Municipal Utility District
Profit & Loss
October 1, 2021 through August 16, 2022

| | Oct 1, '21 - Aug 16, 22 |
|--------------------------------|-------------------------|
| Ordinary Income/Expense | |
| Income | |
| Other Income-Landscaping | 1,210.84 |
| Interest Income | 1,498.18 |
| Income | |
| Property Taxes | 217,275.22 |
| Total Income | 217,275.22 |
| Total Income | 219,984.24 |
| Expense | |
| Website Expenses | 383.50 |
| Amenity Center Operations | 49,299.48 |
| Public Notices | 313.96 |
| Trail Repairs | |
| Trail General Maintenance | 8,053.65 |
| Total Trail Repairs | 8,053.65 |
| Audit Fees | 7,500.00 |
| Bank Service Charges | 18.00 |
| Bookkeeping Fees | 13,200.00 |
| Engineering | |
| Drainage & Trail Maintenance | 5,966.25 |
| District Engineering | 16,058.25 |
| Total Engineering | 22,024.50 |
| Insurance | |
| Liability Insurance | 1,382.20 |
| Insurance - Other | 1,325.45 |
| Total Insurance | 2,707.65 |
| Legal Fees | 31,350.22 |
| Collection and Appraisal Fees | 3,684.02 |
| Waste Disposal | 50,794.32 |
| Total Expense | 189,329.30 |
| Net Ordinary Income | 30,654.94 |
| Net Income | 30,654.94 |

Belvedere MUD-Debt Service Fund
Balance Sheet
As of August 16, 2022

| | Aug 16, 22 |
|---------------------------------------|-------------------|
| ASSETS | |
| Current Assets | |
| Checking/Savings | |
| MUD Debt Service Fund | 57,361.16 |
| TexPool | 175,346.90 |
| Total Checking/Savings | 232,708.06 |
| Accounts Receivable | |
| Taxes Receivable | 2,189.53 |
| Total Accounts Receivable | 2,189.53 |
| Total Current Assets | 234,897.59 |
| TOTAL ASSETS | 234,897.59 |
| LIABILITIES & EQUITY | |
| Liabilities | |
| Current Liabilities | |
| Other Current Liabilities | |
| Deferred Revenue | 2,189.53 |
| Total Other Current Liabilities | 2,189.53 |
| Total Current Liabilities | 2,189.53 |
| Total Liabilities | 2,189.53 |
| Equity | |
| Restricted | 231,211.38 |
| Net Income | 1,496.68 |
| Total Equity | 232,708.06 |
| TOTAL LIABILITIES & EQUITY | 234,897.59 |

Belvedere MUD-Debt Service Fund
Profit & Loss
 October 1, 2021 through August 16, 2022

| | Oct 1, '21 - Aug 16, 22 |
|--------------------------------|-------------------------|
| Ordinary Income/Expense | |
| Income | |
| Tax Revenue | 455,593.95 |
| Total Income | 455,593.95 |
| Expense | |
| Bank Service Charges | 126.00 |
| Bond Principal | 285,000.00 |
| Interest Expense | 168,643.76 |
| Paying Agent Fee | 1,200.00 |
| Total Expense | 454,969.76 |
| Net Ordinary Income | 624.19 |
| Other Income/Expense | |
| Other Income | |
| Interest Income | 872.49 |
| Total Other Income | 872.49 |
| Net Other Income | 872.49 |
| Net Income | 1,496.68 |

Current Invoices for Approval

Montoya & Monzingo, LLP

P.O. Box 2029
Pflugerville, TX 78691
(512) 251-5668

Invoice

| Date | Invoice # |
|----------|-----------|
| 7/1/2022 | 24845 |

| Bill To |
|----------------------------------------------------------|
| Belvedere MUD P.O. Box 2029 Pflugerville, TX 78691 |

| Description | Amount |
|--------------------------------|-------------------------|
| July 2022 accounting services. | 1,200.00 |
| Thank you for your business. | Total \$1,200.00 |

Rec'd 7/1/22

Montoya & Monzingo, LLP

P.O. Box 2029
Pflugerville, TX 78691
(512) 251-5668

Invoice

| Date | Invoice # |
|-----------|-----------|
| 8/11/2022 | 24879 |

| Bill To |
|----------------------------------------------------------|
| Belvedere MUD P.O. Box 2029 Pflugerville, TX 78691 |

| Description | Amount |
|----------------------------------|-------------------------|
| August 2022 accounting services. | 1,200.00 |
| Thank you for your business. | Total \$1,200.00 |

Rec'd 8/11/22



QUIDDITY

Invoice Total \$3,753.75

July 13, 2022
Project No: 16654-0900-22
Invoice No: 00343288

Belvedere Municipal Utility District
Jeff Monzingo
c/o Montoya & Monzingo
203 N. Railroad Avenue
Pflugerville, TX 78660

PLEASE NOTE OUR REMIT INFO

| | |
|---------------------------|--------------------------|
| REMIT ADDRESS: | ACH INFORMATION: |
| Quiddity Engineering, LLC | Trust Bank |
| P.O. Box 95562 | Account #: 1440017655101 |
| Grapevine, TX 76099-9708 | Routing #: 111017694 |

Please send remittance advice to:
AccountsReceivable@Quiddity.com
Payment Terms: Due upon Receipt

Project 16654-0900-22 2022 General Consult (Belvedere MUD)
Services include preparation for and attendance at June Board meeting; coordination of and attendance at 1-year Amenity Center inspection, and preparation of punchlist; coordination with Attorney on gabion removal; discussions with Sunscape on quarterly maintenance; and discussions with Attorney and Sunscape on maintenance agreement amendment.

Professional Services from May 28, 2022 to July 1, 2022

| | | | | | |
|------|-----|---------------------------|--------------|-------------|-----------------|
| Task | 001 | District Operations | | | |
| | | | Hours | Rate | Amount |
| | | Professional Engineer III | 11.00 | 195.00 | 2,145.00 |
| | | Totals | 11.00 | | 2,145.00 |
| | | Total Labor | | | 2,145.00 |

| | | | | | |
|------|-----|---------------------------------|--------------|-------------|-----------------|
| Task | 002 | Drainage and Trail Consultation | | | |
| | | | Hours | Rate | Amount |
| | | Professional Engineer III | 8.25 | 195.00 | 1,608.75 |
| | | Totals | 8.25 | | 1,608.75 |
| | | Total Labor | | | 1,608.75 |

TOTAL THIS INVOICE \$3,753.75

Rec'd 7/20/22



Manuela's Cleaning Services

Residential/Commercial Cleaning

11122 West Cave Blvd
Dripping Springs, Texas 78620
Phone: 512-203-2228

Belvedere

Invoice 118

Send payment to:

For:

Manuela's Cleaning Services
11122 West Cave Blvd
Dripping Springs, TX 78620

Belvedere Amenity Center
Payment is due upon receipt
of this invoice

DESCRIPTION

The following cleaning services were performed at the Amenity Center (MUD) on the following dates:

July 3

July 10

July 17

July 24

Labor -4 Days @ 115.00

Totals: \$ 460.00

Please make payments to Manuela's Cleaning Services and mail to the address above. If you have any questions concerning this invoice, contact Manuela Bigley @ 512-203-2228, or e-mail at mlbigley1@yahoo.com. Thank you for your prompt payment.

Recd 8/3/12

DigDug Construction LLC

P.O. Box 92583
 Austin TX 78709-2583
 512-382-0008

Invoice

| DATE | INVOICE # |
|-----------|-----------|
| 7/18/2022 | 5111 |

| BILL TO |
|----------|
| Quiddity |

| PROJECT | P.O. No. | DUE DATE |
|------------------------------|----------|-----------|
| Belvedere MUD Gabion Removal | | 8/17/2022 |

| SERVICE DESCRIPTION | AMOUNT |
|-----------------------------------------------------------------------------------|-------------------------|
| Remove 10ft of existing rock gabion and haul off site. Repair end of rock gabion. | 1,085.00 |
| Sales Tax | 0.00 |
| We appreciate your business! | Total \$1,085.00 |

| | |
|-------------------------|------------|
| Payments/Credits | \$0.00 |
| Balance Due | \$1,085.00 |



QUIDDITY

Invoice Total \$1,072.50

August 11, 2022
Project No: 16654-0900-22
Invoice No: 00345538

Belvedere Municipal Utility District
Jeff Monzingo
c/o Montoya & Monzingo
203 N. Railroad Avenue
Pflugerville, TX 78660

PLEASE NOTE OUR REMIT INFO

| | |
|---------------------------|--------------------------|
| REMIT ADDRESS: | ACH INFORMATION: |
| Quiddity Engineering, LLC | Truist Bank |
| P.O. Box 95562 | Account #: 1440017655101 |
| Grapevine, TX 76099-9708 | Routing #: 111017694 |

Please send remittance advice to:
AccountsReceivable@Quiddity.com
Payment Terms: Due upon Receipt

Project 16654-0900-22 2022 General Consult (Belvedere MUD)
Services include discussions with Sunscape on maintenance agreement amendment; coordination with contractor for gabion removal and site visit to observe work; follow up on Amenity Center 1-year punchlist; discussions regarding ditch modifications on Flagler made by homebuilder, and investigation of same.

Professional Services from July 2, 2022 to July 29, 2022

Task 001 District Operations

| | Hours | Rate | Amount |
|---------------------------|-------|--------|-----------------|
| Professional Engineer III | 5.50 | 195.00 | 1,072.50 |
| Totals | 5.50 | | 1,072.50 |
| Total Labor | | | 1,072.50 |

TOTAL THIS INVOICE \$1,072.50

Outstanding Invoices

| Number | Date | Balance |
|--------------|-----------|-----------------|
| 00343288 | 7/13/2022 | 3,753.75 |
| Total | | 3,753.75 |

Rec'd 8/16/22

Invoices Paid Between Board Meetings



Manuela's Cleaning Services

Residential/Commercial Cleaning

11122 West Cave Blvd
Dripping Springs, Texas 78620
Phone: 512-203-2228

Belvedere

Invoice 117

Send payment to:

For:

Manuela's Cleaning Services
11122 West Cave Blvd
Dripping Springs, TX 78620

Belvedere Amenity Center
Payment is due upon receipt
of this invoice

DESCRIPTION

The following cleaning services were performed at the Amenity Center (MUD) on the following dates:

June 4

June 11

June 18

June 25

Labor -4 Days @ 115.00

Totals: \$ 460.00

Please make payments to Manuela's Cleaning Services and mail to the address above. If you have any questions concerning this invoice, contact Manuela Bigley @ 512-203-2228, or e-mail at mlbigley1@yahoo.com. Thank you for your prompt payment.

Paid amt 1300
7/14/22



Questions? Call 888-554-4732
Monday through Friday, 8 a.m. – 5:30 p.m.
Report an outage: 888-883-3379
pec.coop Se habla Español

Member-owned since 1938
Not-for-profit

AUTOPAY AMOUNT

\$302.38

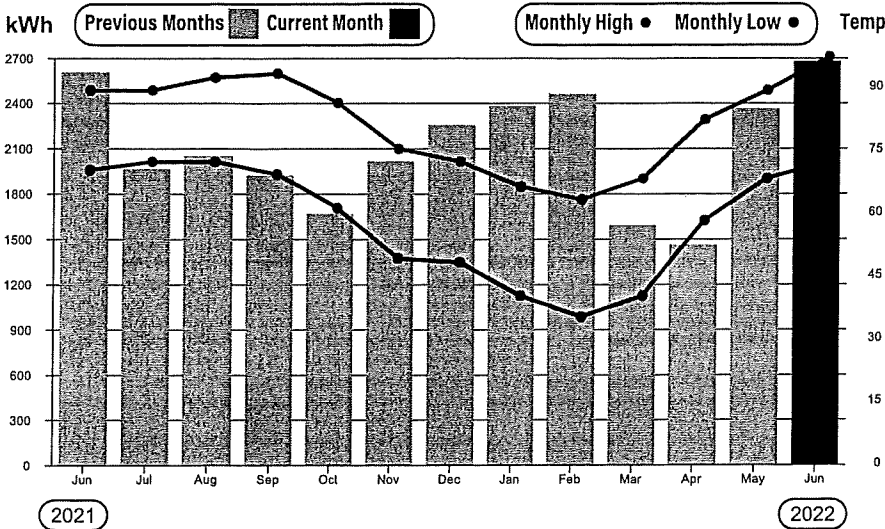
Paid By Bank Draft
07/18/2022

Account #: 3000095631
Member Name: BELVEDERE HOMEOWNERS ASSOCIATION
Director District: 5
Bill Date: 06/29/2022

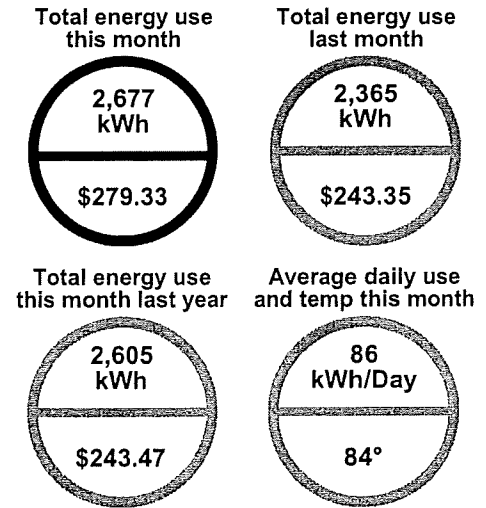
Service Address: 17400 FLAGLER DRIVE

This bill does not reflect payments after 06/29/2022.
Charge detail found on the back of this page.

Monthly energy use



Energy comparison



IMPORTANT MEMBER INFORMATION

The Transmission Cost of Service (TCOS) Pass-Through Charge updates June 1. It recovers transmission access charges set by the Public Utility Commission of Texas and is passed through directly to members. Learn more at pec.coop/TCOS.

KEEP THIS STATEMENT FOR YOUR RECORDS
PLEASE DETACH AND RETURN BOTTOM PORTION WITH YOUR PAYMENT - WHEN PAYING IN PERSON BRING ENTIRE STATEMENT



Pedernales Electric Cooperative
PO Box 1 • Johnson City, TX 78636

Bill Date: 06/29/2022
Account #: 3000095631
AutoPay Amount - DO NOT PAY: \$302.38
Bank Draft on 07/18/2022

- Check this box to opt in to PEC Power of Change!
- One time donation Recurring donation _____

Kiosk barcode



Mail payment to:

Pedernales Electric Cooperative, Inc.
PO Box 1 18
Johnson City, TX 78636-0001



BELVEDERE HOMEOWNERS ASSOCIATION
PO BOX 2029
PFLUGERVILLE TX 78691-2029

4 661



460763000095631000030238000033031062920221
Page 26 of 167

TEXAS DISPOSAL SYSTEMS, INC.

PO BOX 674090 • DALLAS, TX 75267-4090
 1 (800) 375-8375 PHONE • (512) 421-1344 FAX
www.texasdisposal.com

INVOICE

| | |
|-------------------|---------------------|
| ACCOUNT #: | 1 -0114386 3 |
| ACCOUNT NAME: | BELVEDERE MUD |
| INVOICE DATE: | 07/01/2022 |
| INVOICE #: | 6679953 |
| PAY THIS AMOUNT: | 12,887.88 |
| SERVICE LOCATION: | VARIOUS RESIDENTIAL |

PLEASE NOTE THAT OUR REMIT TO ADDRESS HAS CHANGED

| DATE | DESCRIPTION | QTY. | RATE | TOTAL AMOUNT |
|---------|-------------------------------------------------------------------------------------|------|------|--------------|
| 7/01/22 | ** Sub Acct: 1 - 6836 BARNES 8509 SPRINGDALE RIDGE DR 96G TRASH@CURB+3 BAGS | 1.00 | | 69.87 |
| | Total | | | 69.87 |
| | ** Sub Acct: 1 - 7595 HARGROVE 8100 BELLANCIA DR 96G TRASH@CURB+3 BAGS | 1.00 | | 69.87 |
| | Total | | | 69.87 |
| | ** Sub Acct: 1 - 8065 ATCHLEY 8817 BELLANCIA DR 96G TRASH@CURB+3 BAGS | 1.00 | | 69.87 |
| | Total | | | 69.87 |
| | ** Sub Acct: 1 - 9881 NUGENT 8401 LAKEWOOD RIDGE CV 96G TRASH@CURB+3 BAGS | 1.00 | | 69.87 |
| | Total | | | 69.87 |
| | ** Sub Acct: 1 - 13827 COLEY, JAMIE 8324 VERDE MESA CV 96G TRASH@CURB+3 BAGS | 1.00 | | 69.87 |
| | Total | | | 69.87 |
| | ** Sub Acct: 1 - 14993 SCHICKEL/SARKODI 8508 ROLLINS DR 96G TRASH@CURB+3 BAGS | 1.00 | | 69.87 |
| | Total | | | 69.87 |
| | ** Sub Acct: 1 - 15794 GOFORTH | | | |

IMPORTANT MESSAGE:

PAYMENT DUE UPON RECEIPT

| | | | |
|--------------------------------------------------------------------------------------------------------------|--------------|--|----------------|
| Total | | | 69.87 |
| ** Sub Acct: 1 - 114422 DATTA 18033 GLENVILLE CV 96G TRASH@CURB+3 BAGS | 1.00 | | 69.87 |
| Total | | | 69.87 |
| ** Sub Acct: 1 - 114423 ROTH 17929 FLAGLER DR 96G TRASH@CURB+3 BAGS | 2.00 | | 69.87 |
| Total | | | 69.87 |
| ** Sub Acct: 1 - 114424 TOSCHIK 18128 FLAGLER DR 96G TRASH@CURB+3 BAGS | 1.00 | | 69.87 |
| Total | | | 69.87 |
| ** Sub Acct: 1 - 114425 KAISAR 8017 MAGNOLIA RIDGE CV 96G TRASH@CURB+3 BAGS 96G RES TRASH XTRA CART | 1.00 1.00 | | 69.87 15.90 |
| Total | | | 85.77 |
| ** Sub Acct: 1 - 114646 BELVEDERE AMENIT 17400 FLAGLER DR 96G TRASH@CURB+3 BAGS | 2.00 | | 69.87 |



000533
0709



TEXAS DISPOSAL SYSTEMS

| ACCOUNT # | INVOICE DATE | INVOICE # | PAGE |
|--------------|--------------|-----------|---------|
| 1 -0114386 3 | 07/01/2022 | 6679953 | 2 of 14 |

| DATE | DESCRIPTION | QTY. | RATE | TOTAL AMOUNT |
|------|------------------------------------------|------|------|--------------|
| | 8325 LAKEWOOD RIDGE CV | | | |
| | 96G TRASH@CURB+3 BAGS | 1.00 | | 69.8 |
| | Total | | | 69.87 |
| | ** Sub Acct: 1 - 16317 EVANS | | | |
| | 18309 FLAGLER DR | | | |
| | 96G TRASH@CURB+3 BAGS | 1.00 | | 69.8 |
| | Total | | | 69.87 |
| | ** Sub Acct: 1 - 114414 MENAKOFF | | | |
| | 7900 LYNCHBURG DR | | | |
| | 96G TRASH@CURB+3 BAGS | 1.00 | | 69.8 |
| | Total | | | 69.87 |
| | ** Sub Acct: 1 - 114415 KOERNER | | | |
| | 7824 LYNCHBURG DR | | | |
| | 96G TRASH@CURB+3 BAGS | 1.00 | | 69.8 |
| | Total | | | 69.87 |
| | ** Sub Acct: 1 - 114416 SCHNEEBERGER | | | |
| | 7816 LYNCHBURG DR | | | |
| | 96G TRASH@CURB+3 BAGS | 1.00 | | 69.8 |
| | Total | | | 69.87 |
| | ** Sub Acct: 1 - 114417 BLOSSER | | | |
| | 7808 LYNCHBURG DR | | | |
| | 96G TRASH@CURB+3 BAGS | 1.00 | | 69.8 |
| | Total | | | 69.87 |
| | ** Sub Acct: 1 - 114418 SIMPSON | | | |
| | 7732 LYNCHBURG DR | | | |
| | 96G TRASH@CURB+3 BAGS | 2.00 | | 69.8 |
| | Total | | | 69.87 |
| | ** Sub Acct: 1 - 114419 MARSHALL | | | |
| | 7709 LYNCHBURG DR | | | |
| | 96G TRASH@CURB+3 BAGS | 1.00 | | 69.8 |
| | Total | | | 69.87 |
| | ** Sub Acct: 1 - 114420 FOSSUM | | | |
| | 18032 GLENVILLE CV | | | |
| | 96G TRASH@CURB+3 BAGS | 1.00 | | 69.8 |
| | Total | | | 69.87 |
| | ** Sub Acct: 1 - 114421 BRANDT | | | |
| | 18000 GLENVILLE CV | | | |
| | 96G TRASH@CURB+3 BAGS | 1.00 | | 69.8 |
| | Total | | | 69.87 |
| | ** Sub Acct: 1 - 114422 DATTA | | | |
| | 18033 GLENVILLE CV | | | |
| | 96G TRASH@CURB+3 BAGS | 1.00 | | 69.8 |
| | Total | | | 69.87 |
| | ** Sub Acct: 1 - 114423 ROTH | | | |
| | 17929 FLAGLER DR | | | |
| | 96G TRASH@CURB+3 BAGS | 2.00 | | 69.8 |
| | Total | | | 69.87 |
| | ** Sub Acct: 1 - 114424 TOSCHIK | | | |
| | 18128 FLAGLER DR | | | |
| | 96G TRASH@CURB+3 BAGS | 1.00 | | 69.8 |
| | Total | | | 69.87 |
| | ** Sub Acct: 1 - 114425 KAISAR | | | |
| | 8017 MAGNOLIA RIDGE CV | | | |
| | 96G TRASH@CURB+3 BAGS | 1.00 | | 69.8 |
| | 96G RES TRASH XTRA CART | 1.00 | | 15.90 |
| | Total | | | 85.77 |
| | ** Sub Acct: 1 - 114646 BELVEDERE AMENIT | | | |
| | 17400 FLAGLER DR | | | |
| | 96G TRASH@CURB+3 BAGS | 2.00 | | 69.8 |



000001568-A



000533
0709

TEXAS DISPOSAL SYSTEMS

ACCC
1 -01
DATE

| | | | |
|---------------------------|----------------------------|----------------------|------|
| ACCOUNT # 1 -0114386 3 | INVOICE DATE 07/01/2022 | INVOICE # 6679953 | 3 of |
|---------------------------|----------------------------|----------------------|------|

| DATE | DESCRIPTION | QTY. | RATE | TOTAL AMOUNT |
|------|------------------------------------------------------------|------|------|--------------|
| | 96G RES TRASH XTRA CART | 1.00 | | 15.97 |
| | Total | | | 85.77 |
| | ** Sub Acct: 1 - 114849 HOLM 7716 LYNCHBURG DR | | | |
| | 96G TRASH@CURB+3 BAGS | 1.00 | | 69.87 |
| | Total | | | 69.87 |
| | ** Sub Acct: 1 - 115034 BAYLESS 7901 LYNCHBURG DR | | | |
| | 96G TRASH@CURB+3 BAGS | 2.00 | | 69.87 |
| | Total | | | 69.87 |
| | ** Sub Acct: 1 - 117497 DINGER 18041 GLENVILLE CV | | | |
| | 96G TRASH@CURB+3 BAGS | 1.00 | | 69.87 |
| | Total | | | 69.87 |
| | ** Sub Acct: 1 - 117762 BRADSHAW 7825 LYNCHBURG DR | | | |
| | 96G TRASH@CURB+3 BAGS | 1.00 | | 69.87 |
| | Total | | | 69.87 |
| | ** Sub Acct: 1 - 117860 KOESTER 17945 FLAGLER DR | | | |
| | 96G TRASH@CURB+3 BAGS | 1.00 | | 69.87 |
| | Total | | | 69.87 |
| | ** Sub Acct: 1 - 118368 KUCHLER 7817 LYNCHBURG DR | | | |
| | 96G TRASH@CURB+3 BAGS | 1.00 | | 69.87 |
| | Total | | | 69.87 |
| | ** Sub Acct: 1 - 120319 RIEGER 8000 CARLTON RIDGE CV | | | |
| | 96G TRASH@CURB+3 BAGS | 1.00 | | 69.87 |
| | Total | | | 69.87 |
| | ** Sub Acct: 1 - 121009 FALDYN 18025 GLENVILLE CV | | | |
| | 96G TRASH@CURB+3 BAGS | 1.00 | | 69.87 |
| | Total | | | 69.87 |
| | ** Sub Acct: 1 - 121996 HOLT 7800 LYNCHBURG DR | | | |
| | 96G TRASH@CURB+3 BAGS | 1.00 | | 69.87 |
| | Total | | | 69.87 |
| | ** Sub Acct: 1 - 122287 HAMER 8133 MAGNOLIA RIDGE CV | | | |
| | 96G TRASH@CURB+3 BAGS | 1.00 | | 69.87 |
| | Total | | | 69.87 |
| | ** Sub Acct: 1 - 123909 SHULTZ 8016 MAGNOLIA RIDGE CV | | | |
| | 96G TRASH@CURB+3 BAGS | 1.00 | | 69.87 |
| | Total | | | 69.87 |
| | ** Sub Acct: 1 - 124090 UBERTINI 8401 BELLANCIA DR | | | |
| | 96G TRASH@CURB+3 BAGS | 1.00 | | 69.87 |
| | Total | | | 69.87 |
| | ** Sub Acct: 1 - 124149 ARNOLD 18109 FLAGLER DR | | | |
| | 96G TRASH@CURB+3 BAGS | 1.00 | | 69.87 |
| | Total | | | 69.87 |
| | ** Sub Acct: 1 - 124668 CROCKETT 8001 MAGNOLIA RIDGE CV | | | |
| | 96G TRASH@CURB+3 BAGS | 1.00 | | 69.87 |
| | Total | | | 69.87 |
| | ** Sub Acct: 1 - 124718 WILES | | | |



TEXAS DISPOSAL SYSTEMS

RATE
 TOTAL
 AMOUNT
 15.90
 3 OF 13

| ACCOUNT # | INVOICE DATE | INVOICE # | PAGE |
|--------------|--------------|-----------|---------|
| 1 -0114386 3 | 07/01/2022 | 6679953 | 4 of 14 |

| DATE | DESCRIPTION | QTY. | RATE | TOTAL AMOUNT |
|------|----------------------------------|------|-------|--------------|
| | 18432 FLAGLER DR | | | |
| | 96G TRASH@CURB+3 BAGS | 1.00 | | 69.8' |
| | Total | | 69.87 | |
| | ** Sub Acct: 1 - 125352 ROBERTS | | | |
| | 8025 CARLTON RIDGE CV | | | |
| | 96G TRASH@CURB+3 BAGS | 1.00 | | 69.8' |
| | Total | | 69.87 | |
| | ** Sub Acct: 1 - 125687 BECKER | | | |
| | 7717 LYNCHBURG DR | | | |
| | 96G TRASH@CURB+3 BAGS | 1.00 | | 69.8' |
| | Total | | 69.87 | |
| | ** Sub Acct: 1 - 125826 KELLY | | | |
| | 8041 CARLTON RIDGE CV | | | |
| | 96G TRASH@CURB+3 BAGS | 1.00 | | 69.8' |
| | Total | | 69.87 | |
| | ** Sub Acct: 1 - 126478 PALMER | | | |
| | 17937 FLAGLER DR | | | |
| | 96G TRASH@CURB+3 BAGS | 1.00 | | 69.8' |
| | Total | | 69.87 | |
| | ** Sub Acct: 1 - 126666 RUNKLE | | | |
| | 7708 LYNCHBURG DR | | | |
| | 96G TRASH@CURB+3 BAGS | 1.00 | | 69.8' |
| | Total | | 69.87 | |
| | ** Sub Acct: 1 - 127961 GUZIEJKA | | | |
| | 18016 GLENNVILLE CV | | | |
| | 96G TRASH@CURB+3 BAGS | 1.00 | | 69.8' |
| | Total | | 69.87 | |
| | ** Sub Acct: 1 - 128525 WEST | | | |
| | 18200 FLAGLER DR | | | |
| | 96G TRASH@CURB+3 BAGS | 1.00 | | 69.8' |
| | Total | | 69.87 | |
| | ** Sub Acct: 1 - 128597 HARRIMAN | | | |
| | 17736 FLAGLER DR | | | |
| | 96G TRASH@CURB+3 BAGS | 1.00 | | 69.8' |
| | Total | | 69.87 | |
| | ** Sub Acct: 1 - 128625 O'BRIEN | | | |
| | 18308 FLAGLER DR | | | |
| | 96G TRASH@CURB+3 BAGS | 1.00 | | 69.8' |
| | Total | | 69.87 | |
| | ** Sub Acct: 1 - 135928 WALDRIP | | | |
| | 8416 BELLANCIA DR | | | |
| | 96G TRASH@CURB+3 BAGS | 1.00 | | 69.8' |
| | Total | | 69.87 | |
| | ** Sub Acct: 1 - 136483 LINDEN | | | |
| | 17813 FLAGLER DR | | | |
| | 96G TRASH@CURB+3 BAGS | 1.00 | | 69.8' |
| | Total | | 69.87 | |
| | ** Sub Acct: 1 - 136802 DAVIS | | | |
| | 8408 BELLANCIA DR | | | |
| | 96G TRASH@CURB+3 BAGS | 1.00 | | 69.8' |
| | Total | | 69.87 | |
| | ** Sub Acct: 1 - 138176 RENNELL | | | |
| | 18425 FLAGLER DR | | | |
| | 96G TRASH@CURB+3 BAGS | 1.00 | | 69.8' |
| | Total | | 69.87 | |
| | ** Sub Acct: 1 - 139416 JARVIS | | | |
| | 17737 FLAGLER DR | | | |
| | 96G TRASH@CURB+3 BAGS | 1.00 | | 69.8' |
| | Total | | 69.87 | |

00001558-A



000533
0609

TEXAS DISPOSAL SYSTEMS

| | | |
|---------------------------|----------------------------|----------------------|
| ACCOUNT # 1 -0114386 3 | INVOICE DATE 07/01/2022 | INVOICE # 6679953 |
|---------------------------|----------------------------|----------------------|

AC 1 -
5 of
DATE

| DATE | DESCRIPTION | QTY. | RATE | TOTAL AMOUNT |
|------|--------------------------------------------------------------------------------------|------|------|--------------|
| | ** Sub Acct: 1 - 140184 PERRY 7809 LYNCHBURG DR 96G TRASH@CURB+3 BAGS | 1.00 | | 69.8 |
| | Total | | | 69.87 |
| | ** Sub Acct: 1 - 140185 MILLSAP, PAUL 8305 VERDE MESA CV 96G TRASH@CURB+3 BAGS | 1.00 | | 69.8 |
| | Total | | | 69.87 |
| | ** Sub Acct: 1 - 141679 RACHAL 18317 FLAGLER DR 96G TRASH@CURB+3 BAGS | 1.00 | | 69.8 |
| | Total | | | 69.87 |
| | ** Sub Acct: 1 - 142850 WILSON 18417 FLAGLER DR 96G TRASH@CURB+3 BAGS | 1.00 | | 69.8 |
| | Total | | | 69.87 |
| | ** Sub Acct: 1 - 143066 HAMMOND 17901 FLAGLER DR 96G TRASH@CURB+3 BAGS | 1.00 | | 69.8 |
| | Total | | | 69.87 |
| | ** Sub Acct: 1 - 144327 RUSSELL 18441 FLAGLER DR 96G TRASH@CURB+3 BAGS | 1.00 | | 69.8 |
| | Total | | | 69.87 |
| | ** Sub Acct: 1 - 145046 SMITH 18301 FLAGLER DR 96G TRASH@CURB+3 BAGS | 1.00 | | 69.8 |
| | Total | | | 69.87 |
| | ** Sub Acct: 1 - 145047 HUNTOON 18449 FLAGLER DR 96G TRASH@CURB+3 BAGS | 2.00 | | 69.8 |
| | Total | | | 69.87 |
| | ** Sub Acct: 1 - 145098 ADAY 17701 FLAGLER DR 96G TRASH@CURB+3 BAGS | 1.00 | | 69.8 |
| | Total | | | 69.87 |
| | ** Sub Acct: 1 - 145134 KELLY 18029 FLAGLER DR 96G TRASH@CURB+3 BAGS | 1.00 | | 69.8 |
| | Total | | | 69.87 |
| | ** Sub Acct: 1 - 145712 SKUTTA 18201 FLAGLER DR 96G TRASH@CURB+3 BAGS | 1.00 | | 69.8 |
| | Total | | | 69.87 |
| | ** Sub Acct: 1 - 145784 LUECHENOFF 17725 FLAGLER DR 96G TRASH@CURB+3 BAGS | 1.00 | | 69.8 |
| | Total | | | 69.87 |
| | ** Sub Acct: 1 - 146541 WHITE 18208 FLAGLER DR 96G TRASH@CURB+3 BAGS | 1.00 | | 69.8 |
| | Total | | | 69.87 |
| | ** Sub Acct: 1 - 146898 CRANE 8317 BELLANCIA DR 96G TRASH@CURB+3 BAGS | 1.00 | | 69.8 |
| | Total | | | 69.87 |
| | ** Sub Acct: 1 - 148421 LILLY 8200 BELLANCIA DR 96G TRASH@CURB+3 BAGS | 1.00 | | 69.8 |



TEXAS DISPOSAL SYSTEMS

| ACCOUNT # | INVOICE DATE | INVOICE # | PAGE |
|--------------|--------------|-----------|---------|
| 1 -0114386 3 | 07/01/2022 | 6679953 | 6 of 14 |

| DATE | DESCRIPTION | QTY. | RATE | TOTAL AMOUNT |
|------|----------------------------------------------------------------------------------|------|------|--------------|
| | Total | | | 69.87 |
| | ** Sub Acct: 1 - 148645 BILBERY 18209 FLAGLER DR 96G TRASH@CURB+3 BAGS | 1.00 | | 69.8 |
| | Total | | | 69.87 |
| | ** Sub Acct: 1 - 148734 HOOVER 8809 BELLANCIA DR 96G TRASH@CURB+3 BAGS | 1.00 | | 69.8 |
| | Total | | | 69.87 |
| | ** Sub Acct: 1 - 149206 BAKSI 17217 FLAGLER DR 96G TRASH@CURB+3 BAGS | 1.00 | | 69.8 |
| | Total | | | 69.87 |
| | ** Sub Acct: 1 - 150155 SCHWAMB 8601 BELLANCIA DR 96G TRASH@CURB+3 BAGS | 1.00 | | 69.8 |
| | Total | | | 69.87 |
| | ** Sub Acct: 1 - 152178 GOLDE 8301 BELLANCIA DR 96G TRASH@CURB+3 BAGS | 1.00 | | 69.8 |
| | Total | | | 69.87 |
| | ** Sub Acct: 1 - 152188 DUCHALA 7724 LYNCHBURG DR 96G TRASH@CURB+3 BAGS | 1.00 | | 69.8 |
| | Total | | | 69.87 |
| | ** Sub Acct: 1 - 152605 SARTAIN 8300 BELLANCIA DR 96G TRASH@CURB+3 BAGS | 1.00 | | 69.8 |
| | Total | | | 69.87 |
| | ** Sub Acct: 1 - 152967 DOLCH 18416 FLAGLER DR 96G TRASH@CURB+3 BAGS | 1.00 | | 69.8 |
| | Total | | | 69.87 |
| | ** Sub Acct: 1 - 152990 VILLAREAL 8301 VERDE MESA CV 96G TRASH@CURB+3 BAGS | 1.00 | | 69.8 |
| | Total | | | 69.87 |
| | ** Sub Acct: 1 - 153797 KEIPER 17113 FLAGLER DR 96G TRASH@CURB+3 BAGS | 1.00 | | 69.8 |
| | Total | | | 69.87 |
| | ** Sub Acct: 1 - 154017 NIEVES 18225 FLAGLER DR 96G TRASH@CURB+3 BAGS | 1.00 | | 69.8 |
| | Total | | | 69.87 |
| | ** Sub Acct: 1 - 154025 BUTLER 8617 BELLANCIA DR 96G TRASH@CURB+3 BAGS | 1.00 | | 69.8 |
| | Total | | | 69.87 |
| | ** Sub Acct: 1 - 154422 NORRIS 8701 BELLANCIA DR 96G TRASH@CURB+3 BAGS | 1.00 | | 69.8 |
| | Total | | | 69.87 |
| | ** Sub Acct: 1 - 154825 BIRDWELL 17201 FLAGLER DR 96G TRASH@CURB+3 BAGS | 1.00 | | 69.8 |
| | Total | | | 69.87 |
| | ** Sub Acct: 1 - 154883 VOLESKO, JUSTYN 8109 BELLANCIA DR | | | |

RATE
TOTAL
AMOUNT
5 OF

000004580A



000533
0509



TEXAS DISPOSAL SYSTEMS

| | | | |
|---------------------------|----------------------------|----------------------|--------|
| ACCOUNT # 1 -0114386 3 | INVOICE DATE 07/01/2022 | INVOICE # 6679953 | 7 of 7 |
|---------------------------|----------------------------|----------------------|--------|

| DATE | DESCRIPTION | QTY. | RATE | TOTAL AMOUNT |
|------|-----------------------------------|------|------|--------------|
| | 96G TRASH@CURB+3 BAGS | 1.00 | | 69.87 |
| | Total | | | 69.87 |
| | ** Sub Acct: 1 - 155125 PRESTI | | | |
| | 17600 FLAGLER DR | | | |
| | 96G TRASH@CURB+3 BAGS | 1.00 | | 69.87 |
| | Total | | | 69.87 |
| | ** Sub Acct: 1 - 155644 MASON | | | |
| | 17801 FLAGLER DR | | | |
| | 96G TRASH@CURB+3 BAGS | 1.00 | | 69.87 |
| | Total | | | 69.87 |
| | ** Sub Acct: 1 - 156612 AUGUSTINE | | | |
| | 8724 BELLANCIA DR | | | |
| | 96G TRASH@CURB+3 BAGS | 1.00 | | 69.87 |
| | Total | | | 69.87 |
| | ** Sub Acct: 1 - 157108 ABDALLAH | | | |
| | 8201 BELLANCIA DR | | | |
| | 96G TRASH@CURB+3 BAGS | 1.00 | | 69.87 |
| | Total | | | 69.87 |
| | ** Sub Acct: 1 - 157135 DAVEY | | | |
| | 8808 BELLANCIA DR | | | |
| | 96G TRASH@CURB+3 BAGS | 1.00 | | 69.87 |
| | Total | | | 69.87 |
| | ** Sub Acct: 1 - 157312 JONES | | | |
| | 8524 BELLANCIA DR | | | |
| | 96G TRASH@CURB+3 BAGS | 1.00 | | 69.87 |
| | Total | | | 69.87 |
| | ** Sub Acct: 1 - 157647 SNODGRASS | | | |
| | 18045 FLAGLER DR | | | |
| | 96G TRASH@CURB+3 BAGS | 1.00 | | 69.87 |
| | Total | | | 69.87 |
| | ** Sub Acct: 1 - 157803 GREENE | | | |
| | 17100 FLAGLER DR | | | |
| | 96G TRASH@CURB+3 BAGS | 1.00 | | 69.87 |
| | Total | | | 69.87 |
| | ** Sub Acct: 1 - 157903 RUDY | | | |
| | 7619 LYNCHBURG DR | | | |
| | 96G TRASH@CURB+3 BAGS | 1.00 | | 69.87 |
| | Total | | | 69.87 |
| | ** Sub Acct: 1 - 158456 DUNCAN | | | |
| | 17117 FLAGLER DR | | | |
| | 96G TRASH@CURB+3 BAGS | 1.00 | | 69.87 |
| | Total | | | 69.87 |
| | ** Sub Acct: 1 - 158457 GLASSMAN | | | |
| | 8517 BELLANCIA DR | | | |
| | 96G TRASH@CURB+3 BAGS | 1.00 | | 69.87 |
| | Total | | | 69.87 |
| | ** Sub Acct: 1 - 159588 BOLEN | | | |
| | 17212 FLAGLER DR | | | |
| | 96G TRASH@CURB+3 BAGS | 1.00 | | 69.87 |
| | Total | | | 69.87 |
| | ** Sub Acct: 1 - 160500 VEDROS | | | |
| | 8101 MAGNOLIA RIDGE CV | | | |
| | 96G TRASH@CURB+3 BAGS | 2.00 | | 69.87 |
| | Total | | | 69.87 |
| | ** Sub Acct: 1 - 161437 ZIMMERMAN | | | |
| | 8716 BELLANCIA DR | | | |
| | 96G TRASH@CURB+3 BAGS | 1.00 | | 69.87 |
| | Total | | | 69.87 |
| | ** Sub Acct: 1 - 161438 WILLIAMS | | | |



TEXAS DISPOSAL SYSTEMS

| ACCOUNT # | INVOICE DATE | INVOICE # | PAGE |
|--------------|--------------|-----------|---------|
| 1 -0114386 3 | 07/01/2022 | 6679953 | 8 of 14 |

| DATE | DESCRIPTION | QTY. | RATE | TOTAL AMOUNT |
|------|------------------------------------|------|-------|--------------|
| | 8125 MAGNOLIA RIDGE CV | | | |
| | 96G TRASH@CURB+3 BAGS | 1.00 | | 69.8 |
| | Total | | 69.87 | |
| | ** Sub Acct: 1 - 161439 DE ROSA | | | |
| | 8300 VERDE MESA CV | | | |
| | 96G TRASH@CURB+3 BAGS | 1.00 | | 69.8 |
| | Total | | 69.87 | |
| | ** Sub Acct: 1 - 162027 DONOVAN | | | |
| | 8616 BELLANCIA DR | | | |
| | 96G TRASH@CURB+3 BAGS | 1.00 | | 69.8 |
| | Total | | 69.87 | |
| | ** Sub Acct: 1 - 164736 POTTS | | | |
| | 8024 CARLTON RIDGE CV | | | |
| | 96G TRASH@CURB+3 BAGS | 1.00 | | 69.8 |
| | Total | | 69.87 | |
| | ** Sub Acct: 1 - 164738 ATKINS | | | |
| | 8308 LAKEWOOD RIDGE CV | | | |
| | 96G TRASH@CURB+3 BAGS | 1.00 | | 69.8 |
| | Total | | 69.87 | |
| | ** Sub Acct: 1 - 164739 FREZON | | | |
| | 8324 LAKEWOOD RIDGE CV | | | |
| | 96G TRASH@CURB+3 BAGS | 1.00 | | 69.8 |
| | Total | | 69.87 | |
| | ** Sub Acct: 1 - 165327 YOUNG | | | |
| | 18325 FLAGLER DR | | | |
| | 96G TRASH@CURB+3 BAGS | 2.00 | | 69.8 |
| | Total | | 69.87 | |
| | ** Sub Acct: 1 - 166651 TRAWICK | | | |
| | 8000 MAGNOLIA RIDGE CV | | | |
| | 96G TRASH@CURB+3 BAGS | 1.00 | | 69.8 |
| | Total | | 69.87 | |
| | ** Sub Acct: 1 - 167567 GUERRERO | | | |
| | 18216 FLAGLER DR | | | |
| | 96G TRASH@CURB+3 BAGS | 1.00 | | 69.8 |
| | Total | | 69.87 | |
| | ** Sub Acct: 1 - 172769 DECARDENAS | | | |
| | 8117 BELLANCIA DR | | | |
| | 96G TRASH@CURB+3 BAGS | 1.00 | | 69.8 |
| | Total | | 69.87 | |
| | ** Sub Acct: 1 - 174625 LAOSA | | | |
| | 8317 VERDE MESA CV | | | |
| | 96G TRASH@CURB+3 BAGS | 1.00 | | 69.8 |
| | Total | | 69.87 | |
| | ** Sub Acct: 1 - 175287 GOLDE | | | |
| | 8217 BELLANCIA DR | | | |
| | 96G TRASH@CURB+3 BAGS | 1.00 | | 69.8 |
| | Total | | 69.87 | |
| | ** Sub Acct: 1 - 175927 BLACK | | | |
| | 8321 VERDE MESA CV | | | |
| | 96G TRASH@CURB+3 BAGS | 1.00 | | 69.8 |
| | Total | | 69.87 | |
| | ** Sub Acct: 1 - 175934 NEALON | | | |
| | 18217 FLAGLER DR | | | |
| | 96G TRASH@CURB+3 BAGS | 1.00 | | 69.8 |
| | Total | | 69.87 | |
| | ** Sub Acct: 1 - 175961 CASSARA | | | |
| | 8312 LAKEWOOD RIDGE CV | | | |
| | 96G TRASH@CURB+3 BAGS | 1.00 | | 69.8 |
| | Total | | 69.87 | |

RATE TOTAL AMOUNT
 69.87
 7 of 1

000001569-A



000533
0409



TEXAS DISPOSAL SYSTEMS

| | | |
|----------------------------------|-----------------------------------|-----------------------------|
| ACCOUNT # 1 -0114386 3 | INVOICE DATE 07/01/2022 | INVOICE # 6679953 |
|----------------------------------|-----------------------------------|-----------------------------|

ACCT
1 -01
DATE
9 of

| DATE | DESCRIPTION | QTY. | RATE | TOTAL AMOUNT |
|------|------------------------------------------------------------------------------------|------|------|--------------|
| | ** Sub Acct: 1 - 177001 BRYSON 17108 FLAGLER DR 96G TRASH@CURB+3 BAGS | | | |
| | Total | 1.00 | | 69.87 |
| | ** Sub Acct: 1 - 177431 KATHY 8313 LAKEWOOD RIDGE CV 96G TRASH@CURB+3 BAGS | | | |
| | Total | 1.00 | | 69.87 |
| | ** Sub Acct: 1 - 177433 RODRIGUEZ 8717 BELLANCIA DR 96G TRASH@CURB+3 BAGS | | | |
| | Total | 1.00 | | 69.87 |
| | ** Sub Acct: 1 - 177783 CHRISTIAN 17612 FLAGLER DR 96G TRASH@CURB+3 BAGS | | | |
| | Total | 1.00 | | 69.87 |
| | ** Sub Acct: 1 - 179123 BALDWIN 8101 BELLANCIA DR 96G TRASH@CURB+3 BAGS | | | |
| | Total | 1.00 | | 69.87 |
| | ** Sub Acct: 1 - 179509 SHVETZ 8100 MAGNOLIA RIDGE CV 96G TRASH@CURB+3 BAGS | | | |
| | Total | 1.00 | | 69.87 |
| | ** Sub Acct: 1 - 180872 LOEPER 8501 ROLLINS DR 96G TRASH@CURB+3 BAGS | | | |
| | Total | 1.00 | | 69.87 |
| | ** Sub Acct: 1 - 182870 HUMPHRIES 8800 BELLANCIA DR 96G TRASH@CURB+3 BAGS | | | |
| | Total | 1.00 | | 69.87 |
| | ** Sub Acct: 1 - 182871 BELISLE 8517 ROLLINS DR 96G TRASH@CURB+3 BAGS | | | |
| | Total | 1.00 | | 69.87 |
| | ** Sub Acct: 1 - 182872 FORD 8404 LAKEWOOD RIDGE CV 96G TRASH@CURB+3 BAGS | | | |
| | Total | 1.00 | | 69.87 |
| | ** Sub Acct: 1 - 183091 GLASS 8304 LAKEWOOD RIDGE CV 96G TRASH@CURB+3 BAGS | | | |
| | Total | 1.00 | | 69.87 |
| | ** Sub Acct: 1 - 184705 DULTON, JAMES 17837 FLAGLER DR 96G TRASH@CURB+3 BAGS | | | |
| | Total | 1.00 | | 69.87 |
| | ** Sub Acct: 1 - 184707 SALVAGGIO 17800 FLAGLER DR 96G TRASH@CURB+3 BAGS | | | |
| | Total | 1.00 | | 69.87 |
| | ** Sub Acct: 1 - 184709 GREENBERG 17713 FLAGLER DR 96G TRASH@CURB+3 BAGS | | | |
| | Total | 1.00 | | 69.87 |
| | ** Sub Acct: 1 - 184711 MILLER 8400 BELLANCIA DR 96G TRASH@CURB+3 BAGS | | | |
| | Total | 1.00 | | 69.87 |



TEXAS DISPOSAL SYSTEMS

RATE
 TOTAL
 AMOUNT
 9 of 14

| ACCOUNT # | INVOICE DATE | INVOICE # | PAGE |
|--------------|--------------|-----------|----------|
| 1 -0114386 3 | 07/01/2022 | 6679953 | 10 of 14 |

| DATE | DESCRIPTION | QTY. | RATE | TOTAL AMOUNT |
|------|----------------------------------------------------------------------------------------|------|------|--------------|
| | Total | | | 69.87 |
| | ** Sub Acct: 1 - 184712 CARMEN 8600 BELLANCIA DR 96G TRASH@CURB+3 BAGS | 1.00 | | 69.87 |
| | Total | | | 69.87 |
| | ** Sub Acct: 1 - 184713 SCIARAFFIA 8312 VERDE MESA CV 96G TRASH@CURB+3 BAGS | 1.00 | | 69.87 |
| | Total | | | 69.87 |
| | ** Sub Acct: 1 - 184785 BEASELY 17700 FLAGLER DR 96G TRASH@CURB+3 BAGS | 1.00 | | 69.87 |
| | Total | | | 69.87 |
| | ** Sub Acct: 1 - 184786 CHRISTIAN 17724 FLAGLER DR 96G TRASH@CURB+3 BAGS | 1.00 | | 69.87 |
| | Total | | | 69.87 |
| | ** Sub Acct: 1 - 185163 POULIN 8700 BELLANCIA DR 96G TRASH@CURB+3 BAGS | 1.00 | | 69.87 |
| | Total | | | 69.87 |
| | ** Sub Acct: 1 - 185754 SORRENTINO 8509 ROLLINS DR 96G TRASH@CURB+3 BAGS | 1.00 | | 69.87 |
| | Total | | | 69.87 |
| | ** Sub Acct: 1 - 186369 LEONARD 17204 FLAGLER DR 96G TRASH@CURB+3 BAGS | 1.00 | | 69.87 |
| | Total | | | 69.87 |
| | ** Sub Acct: 1 - 187509 BLANTON CLIFFORD 8309 BELLANCIA DR 96G TRASH@CURB+3 BAGS | 1.00 | | 69.87 |
| | Total | | | 69.87 |
| | ** Sub Acct: 1 - 188883 SCRANAGE 8609 ROLLINS DR 96G TRASH@CURB+3 BAGS | 1.00 | | 69.87 |
| | Total | | | 69.87 |
| | ** Sub Acct: 1 - 188889 SETH 8516 BELLANCIA DR 96G TRASH@CURB+3 BAGS | 1.00 | | 69.87 |
| | Total | | | 69.87 |
| | ** Sub Acct: 1 - 189075 HUFF 7700 LYNCHBURG DR 96G TRASH@CURB+3 BAGS | 2.00 | | 69.87 |
| | Total | | | 69.87 |
| | ** Sub Acct: 1 - 189077 MICKLE 8116 MAGNOLIA RIDGE CV 96G TRASH@CURB+3 BAGS | 1.00 | | 69.87 |
| | Total | | | 69.87 |
| | ** Sub Acct: 1 - 195982 DANIEL 8317 LAKEWOOD RIDGE CV 96G TRASH@CURB+3 BAGS | 1.00 | | 69.87 |
| | Total | | | 69.87 |
| | ** Sub Acct: 1 - 195983 OBRIEN 17500 FLAGLER DR 96G TRASH@CURB+3 BAGS | 1.00 | | 69.87 |
| | Total | | | 69.87 |
| | ** Sub Acct: 1 - 196521 ALAGNA 18401 FLAGLER DR | | | |

V-66100000



000533
0309

TEXAS DISPOSAL SYSTEMS

| | | | | | |
|---------------------------|----------------------------|----------------------|------------|-------|------|
| ACCOUNT # 1 -0114386 3 | INVOICE DATE 07/01/2022 | INVOICE # 6679953 | ACCT 11 | 1 - C | DATE |
|---------------------------|----------------------------|----------------------|------------|-------|------|

| DATE | DESCRIPTION | QTY. | RATE | TOTAL AMOUNT |
|------|------------------------------------------------------------|------|------|--------------|
| | 96G TRASH@CURB+3 BAGS | 1.00 | | 69.87 |
| | Total | | | 69.87 |
| | ** Sub Acct: 1 - 196989 LAWSON 8320 VERDE MESA CV | | | |
| | 96G TRASH@CURB+3 BAGS | 1.00 | | 69.87 |
| | Total | | | 69.87 |
| | ** Sub Acct: 1 - 197499 HARWELL 8309 VERDE MESA CV | | | |
| | 96G TRASH@CURB+3 BAGS | 1.00 | | 69.87 |
| | Total | | | 69.87 |
| | ** Sub Acct: 1 - 198517 SANDERS 8316 LAKEWOOD RIDGE CV | | | |
| | 96G TRASH@CURB+3 BAGS | 1.00 | | 69.87 |
| | Total | | | 69.87 |
| | ** Sub Acct: 1 - 198654 ZERBY 8801 BELLANCIA DR | | | |
| | 96G TRASH@CURB+3 BAGS | 1.00 | | 69.87 |
| | Total | | | 69.87 |
| | ** Sub Acct: 1 - 198783 TURLINGTON 17525 FLAGLER DR | | | |
| | 96G TRASH@CURB+3 BAGS | 1.00 | | 69.87 |
| | Total | | | 69.87 |
| | ** Sub Acct: 1 - 198785 BENNETT 18009 FLAGLER DR | | | |
| | 96G TRASH@CURB+3 BAGS | 1.00 | | 69.87 |
| | Total | | | 69.87 |
| | ** Sub Acct: 1 - 199798 MCNIVEN 8508 BELLANCIA DR | | | |
| | 96G TRASH@CURB+3 BAGS | 1.00 | | 69.87 |
| | Total | | | 69.87 |
| | ** Sub Acct: 1 - 202639 RIVERS, DAVID 17912 FLAGLER DR | | | |
| | 96G TRASH@CURB+3 BAGS | 1.00 | | 69.87 |
| | Total | | | 69.87 |
| | ** Sub Acct: 1 - 207424 VOGT 8609 BELLANCIA DR | | | |
| | 96G TRASH@CURB+3 BAGS | 1.00 | | 69.87 |
| | Total | | | 69.87 |
| | ** Sub Acct: 1 - 207834 SOUTH 8500 BELLANCIA DR | | | |
| | 96G TRASH@CURB+3 BAGS | 1.00 | | 69.87 |
| | Total | | | 69.87 |
| | ** Sub Acct: 1 - 209764 SALOMON 8400 LAKEWOOD RIDGE CV | | | |
| | 96G TRASH@CURB+3 BAGS | 2.00 | | 69.87 |
| | Total | | | 69.87 |
| | ** Sub Acct: 1 - 210006 CRANE 8040 CARLTON RIDGE CV | | | |
| | 96G TRASH@CURB+3 BAGS | 1.00 | | 69.87 |
| | Total | | | 69.87 |
| | ** Sub Acct: 1 - 212414 LOERCH 8508 SPRINGDALE RIDGE DR | | | |
| | 96G TRASH@CURB+3 BAGS | 1.00 | | 69.87 |
| | Total | | | 69.87 |
| | ** Sub Acct: 1 - 216417 MORELAND 17112 FLAGLER DR | | | |
| | 96G TRASH@CURB+3 BAGS | 1.00 | | 69.87 |
| | Total | | | 69.87 |
| | ** Sub Acct: 1 - 217885 RITCHER | | | |



TEXAS DISPOSAL SYSTEMS

RATE TOTAL AMOUNT
 69.87

11 OF

| ACCOUNT # | INVOICE DATE | INVOICE # | PAGE |
|--------------|--------------|-----------|----------|
| 1 -0114386 3 | 07/01/2022 | 6679953 | 12 of 14 |

| DATE | DESCRIPTION | QTY. | RATE | TOTAL AMOUNT |
|------|-------------------------------------|------|-------|--------------|
| | 8600 ROLLINS DR | | | |
| | 96G TRASH@CURB+3 BAGS | 2.00 | | 69.87 |
| | Total | | 69.87 | |
| | ** Sub Acct: 1 - 221576 MCLAUGHLIN | | | |
| | 17513 FLAGLER DR | | | |
| | 96G TRASH@CURB+3 BAGS | 1.00 | | 69.87 |
| | Total | | 69.87 | |
| | ** Sub Acct: 1 - 222200 ALTMAN | | | |
| | 8309 LAKEWOOD RIDGE CV | | | |
| | 96G TRASH@CURB+3 BAGS | 1.00 | | 69.87 |
| | Total | | 69.87 | |
| | ** Sub Acct: 1 - 224902 HUDLER | | | |
| | 8608 BELLANCIA DR | | | |
| | 96G TRASH@CURB+3 BAGS | 1.00 | | 69.87 |
| | Total | | 69.87 | |
| | ** Sub Acct: 1 - 228357 TURNER | | | |
| | 8413 LAKEWOOD RIDGE CV | | | |
| | 96G TRASH@CURB+3 BAGS | 1.00 | | 69.87 |
| | Total | | 69.87 | |
| | ** Sub Acct: 1 - 228358 PETRO | | | |
| | 17613 FLAGLER DR | | | |
| | 96G TRASH@CURB+3 BAGS | 1.00 | | 69.87 |
| | Total | | 69.87 | |
| | ** Sub Acct: 1 - 228771 LUNDERSTEDT | | | |
| | 18001 GLENVILLE CV | | | |
| | 96G TRASH@CURB+3 BAGS | 2.00 | | 69.87 |
| | Total | | 69.87 | |
| | ** Sub Acct: 1 - 229947 AUGUSTINE | | | |
| | 17824 FLAGLER DR | | | |
| | 96G TRASH@CURB+3 BAGS | 1.00 | | 69.87 |
| | Total | | 69.87 | |
| | ** Sub Acct: 1 - 232343 FRIED | | | |
| | 17601 FLAGLER DR | | | |
| | 96G TRASH@CURB+3 BAGS | 1.00 | | 69.87 |
| | Total | | 69.87 | |
| | ** Sub Acct: 1 - 237748 MAJOR | | | |
| | 8709 BELLANCIA DR | | | |
| | 96G TRASH@CURB+3 BAGS | 1.00 | | 69.87 |
| | Total | | 69.87 | |
| | ** Sub Acct: 1 - 237989 COZART | | | |
| | 18024 GLENVILLE CV | | | |
| | 96G TRASH@CURB+3 BAGS | 1.00 | | 69.87 |
| | Total | | 69.87 | |
| | ** Sub Acct: 1 - 240979 EICHLER | | | |
| | 18008 GLENVILLE CV | | | |
| | 96G TRASH@CURB+3 BAGS | 1.00 | | 69.87 |
| | Total | | 69.87 | |
| | ** Sub Acct: 1 - 243661 LEE | | | |
| | 8313 VERDE MESA CV | | | |
| | 96G TRASH@CURB+3 BAGS | 1.00 | | 69.87 |
| | Total | | 69.87 | |
| | ** Sub Acct: 1 - 243973 SPENCER | | | |
| | 18409 FLAGLER DR | | | |
| | 96G TRASH@CURB+3 BAGS | 1.00 | | 69.87 |
| | Total | | 69.87 | |
| | ** Sub Acct: 1 - 244163 POLK | | | |
| | 8516 ROLLINS DR | | | |
| | 96G TRASH@CURB+3 BAGS | 1.00 | | 69.87 |
| | Total | | 69.87 | |



000533
0209



TEXAS DISPOSAL SYSTEMS

| | | | |
|---------------------------|----------------------------|----------------------|------------------|
| ACCOUNT # 1 -0114386 3 | INVOICE DATE 07/01/2022 | INVOICE # 6679953 | 13 of 13 DATE |
|---------------------------|----------------------------|----------------------|------------------|

| DATE | DESCRIPTION | QTY. | RATE | TOTAL AMOUNT |
|------|------------------------------------------------------------------------------------|------|------|--------------|
| | ** Sub Acct: 1 - 245981 GRAFT 18017 GLENVILLE CV 96G TRASH@CURB+3 BAGS | 1.00 | | 69.8 |
| | Total | | | 69.87 |
| | ** Sub Acct: 1 - 246735 ALLISON 8321 LAKEWOOD RIDGE CV 96G TRASH@CURB+3 BAGS | 1.00 | | 69.8 |
| | Total | | | 69.87 |
| | ** Sub Acct: 1 - 252761 JAMESON 7909 LYNCHBURG DR 96G TRASH@CURB+3 BAGS | 1.00 | | 69.8 |
| | Total | | | 69.87 |
| | ** Sub Acct: 1 - 253598 BERGER 7908 LYNCHBURG DR 96G TRASH@CURB+3 BAGS | 1.00 | | 69.8 |
| | Total | | | 69.87 |
| | ** Sub Acct: 1 - 257247 JEFFERS 18224 FLAGLER DR 96G TRASH@CURB+3 BAGS | 2.00 | | 69.87 |
| | Total | | | 69.87 |
| | ** Sub Acct: 1 - 257664 HILTON 8308 BELLANCIA DR 96G TRASH@CURB+3 BAGS | 1.00 | | 69.87 |
| | Total | | | 69.87 |
| | ** Sub Acct: 1 - 258469 ROGERS 8601 ROLLINS DR 96G TRASH@CURB+3 BAGS | 1.00 | | 69.87 |
| | Total | | | 69.87 |
| | ** Sub Acct: 1 - 261884 KREISEL 18333 FLAGLER DR 96G TRASH@CURB+3 BAGS | 1.00 | | 69.87 |
| | Total | | | 69.87 |
| | ** Sub Acct: 1 - 268254 DALL 8117 MAGNOLIA RIDGE CV 96G TRASH@CURB+3 BAGS | 1.00 | | 69.87 |
| | Total | | | 69.87 |
| | ** Sub Acct: 1 - 269762 ROBERTS 8116 MAGNOLIA RIDGE CV 96G TRASH@CURB+3 BAGS | 1.00 | | 69.87 |
| | Total | | | 69.87 |
| | ** Sub Acct: 1 - 270369 HARVEY 8816 BELLANCIA DR 96G TRASH@CURB+3 BAGS | 1.00 | | 69.87 |
| | Total | | | 69.87 |
| | ** Sub Acct: 1 - 270370 FABRE 8609 SPRINGDALE RIDGE DR 96G TRASH@CURB+3 BAGS | 1.00 | | 69.87 |
| | Total | | | 69.87 |
| | ** Sub Acct: 1 - 272354 GARDNER 17913 FLAGLER DR 96G TRASH@CURB+3 BAGS | 2.00 | | 69.87 |
| | Total | | | 69.87 |
| | ** Sub Acct: 1 - 273994 LUCAS 8617 SPRINGDALE RIDGE DR 96G TRASH@CURB+3 BAGS | 1.00 | | 69.87 |
| | Total | | | 69.87 |
| | ** Sub Acct: 1 - 275808 JONES 8516 SPRINGDALE RIDGE 96G TRASH@CURB+3 BAGS | 1.00 | | 69.87 |



TEXAS DISPOSAL SYSTEMS

| ACCOUNT # | INVOICE DATE | INVOICE # | PAGE |
|--------------|--------------|-----------|----------|
| 1 -0114386 3 | 07/01/2022 | 6679953 | 14 of 14 |

| DATE | DESCRIPTION | QTY. | RATE | TOTAL AMOUNT |
|------|-------------------------------|------|------|------------------|
| | Total | | | 69.87 |
| | ** Sub Acct: 1 - 280598 BEARD | | | |
| | 8616 SPRINGDALE RIDGE DR | | | |
| | 96G TRASH@CURB+3 BAGS | 1.00 | | 69.87 |
| | Total | | | 69.87 |
| | Total Invoice: | | | 12,887.88 |

*Paid CK# 1381
7/26/22*

RATE TOTAL AMOUNT 13 OF 1

0000014570.A



000533
0109



BELVEDERE HOME OWNERS
PO BOX 2029
PFLUGERVILLE TX 78691 - 2029

Page 1 of 3
Account Number 512 264-0560 837 2
Billing Date Jul 5, 2022
Web Site att.com



Monthly Statement

Expand your AT&T

Get internet, wireless and other premium services from AT&T. We're eager to help you find the best deals possible. Call 800.516.9368. Business customers: 800.321.2000

Bill-At-A-Glance

| | |
|----------------------------------|-----------------|
| Previous Bill | 244.75 |
| Payment Received 6-27 Thank you! | 244.75CR |
| Adjustments | .00 |
| Balance | .00 |
| Current Charges | 189.09 |
| Total Amount Due | \$189.09 |
| Amount Due in Full By | Jul 29, 2022 |

Billing Summary

| | | |
|-------------------------------|------|---------------|
| Online: att.com/myatt | Page | |
| Plans and Services | 1 | 149.13 |
| 1 800 321-2000 | | |
| Service Changes: | | |
| 1 800 321-2000 | | |
| Repair Services: | | |
| 1 800 286-8313 | | |
| AT&T Long Distance | 2 | 39.96 |
| 1 800 321-2000 | | |
| Total Current Charges | | 189.09 |

Paid ck#1382
7/26/22

News You Can Use Summary

- PREVENT DISCONNECT
- RATE INCREASE
- COST ASSESSMENT CHRG
- LONG DIST. PROVIDERS
- EMAIL MY INVOICE
- STILL GETTING PAPER?

See "News You Can Use" for additional information

Plans and Services

Monthly Service - Jul 5 thru Aug 4

Charges for 512 264-0560

1. Monthly Charges 42.00

Charges for 512 264-1428

2. Monthly Charges 30.00

Charges for 512 264-2440

3. Monthly Charges 30.00

Total Monthly Service 102.00

Additions and Changes to Service

This section of your bill reflects charges and credits resulting from account activity.

| Item | Monthly | Amount |
|---------------------------------------------------------------------|---------------|--------|
| No. Description | Quantity Rate | Billed |
| Activity on Jul 1, 2022 | | |
| (Monthly Charges are Prorated from Jul 1, 2022 through Jul 4, 2022) | | |
| 4. Federal Universal Service Fee | 1 | .19 |
| 5. Federal Subscriber Line Charge | 1 | .14 |
| 6. Federal Universal Service Fee | 1 | .19 |
| 7. Federal Subscriber Line Charge | 1 | .14 |
| 8. Federal Universal Service Fee | 1 | .19 |
| 9. Federal Subscriber Line Charge | 1 | .14 |

Activity on Jun 24, 2022

PON LS7176931465A

Order No. D591673

Charges for 512 264-1617

Services Disconnected

(Monthly Charges were Billed in Advance and are Prorated from Jun 25, 2022 through Jul 4, 2022)

| | | | |
|------------------------------------------|---|---------|---------|
| 10. Custom BizSaver SM II ADL | 1 | 30.00CR | 10.00CR |
| 11. Federal Subscriber Line Charge | 1 | 8.85CR | 2.95CR |
| 12. Cost Assessment Charge | 1 | 6.12CR | 2.04CR |
| 13. Federal Universal Service Fee | 1 | 2.51CR | .84CR |

Total Charges for 512 264-1617 15.83CR

Total Order No. D591673 15.83CR

Total PON LS7176931465A 15.83CR

Total Additions and Changes to Service 14.84CR

Company Fees and Surcharges

| | |
|------------------------------------|-------|
| 14. Federal Subscriber Line Charge | 29.76 |
| 15. 911 Fee | 1.50 |
| 16. State Cost Recovery Charge | .62 |
| 17. Federal Universal Service Fee | 11.73 |

Local Services provided by AT&T Arkansas, AT&T Kansas, AT&T Missouri, AT&T Oklahoma, or AT&T Texas based upon the service address location.

Page 41 of 167

GO GREEN - Enroll in paperless billing.

Invoices and Bookkeeper's Report



July 19, 2022
 Invoice Number: 0023313071922
 Account Number: 8260 16 101 0023313
 Security Code: 4931
 Service At: 17400 FLAGLER DR
 AUSTIN TX 78738-7663

NEWS AND INFORMATION

Contact Us
 Visit us at SpectrumBusiness.net
 Or, call us at 1-866-519-1263

Summary

*Service from 07/19/22 through 08/18/22
 details on following pages*

| | |
|-------------------------------|-----------------|
| Previous Balance | 106.54 |
| Payments Received -Thank You! | -106.54 |
| Remaining Balance | \$0.00 |
| Spectrum Business™ TV | 84.98 |
| Other Charges | 21.00 |
| Taxes, Fees and Charges | 0.56 |
| Current Charges | \$106.54 |
| Total Due by 08/05/22 | \$106.54 |

*paid online
 autopay*



Thank you for choosing Spectrum Business.
 We appreciate your prompt payment and value you as a customer.



4145 S. FALKENBURG RD RIVERVIEW FL 33578-8652
 8260 1600 NO RP 19 07202022 NNNNNYNN 01 007945 0036

BELVEDERE HOA
 PO BOX 2029
 PFLUGERVILLE TX 78691-2029

July 19, 2022

BELVEDERE HOA

Invoice Number: 0023313071922
 Account Number: 8260 16 101 0023313
 Service At: 17400 FLAGLER DR
 AUSTIN TX 78738-7663

| | |
|------------------------------|-----------------|
| Total Due by 08/05/22 | \$106.54 |
| Amount you are enclosing | \$ |

Please Remit Payment To:

CHARTER COMMUNICATIONS
 PO BOX 60074
 CITY OF INDUSTRY CA 91716-0074



826016101002331300106542

Invoices and Bookkeeper's Report



BELVEDERE MUD
 PO BOX 2029
 PFLUGERVILLE TX 78691-2029

Page: 1 of 3
 Issue Date: Jul 22, 2022
 Account Number: 312935378

Please pay immediately to avoid interruption of service and additional fees. If service is suspended due to non-payment then service is restored, a Restoral Fee of up to \$35 will be charged on your next bill.

Want to stop receiving paper bills and enjoy the convenience of paperless billing? Enroll at att.com/paperless

AutoPay: Set up automatic payments that you can update whenever you want. Go to att.com/autopay today.

Total due

\$290.29

Due immediately: \$80.64
 Due Aug 14, 2022: \$209.65

Account summary

| | |
|-----------------------------------|---------|
| Your last bill | \$80.64 |
| Past due - please pay immediately | \$80.64 |

Service summary

| | | | |
|-----------------------------------|--------|----------|----------------------------------------|
| Account charges | Page 2 | \$10.02 | Last bill \$0.00, Difference +\$10.02 |
| Internet | Page 2 | \$69.89 | Last bill \$80.64, Difference -\$10.75 |
| Phone | Page 2 | \$129.74 | Last bill \$0.00, Difference +\$129.74 |
| Total services - due Aug 14, 2022 | | \$209.65 | |

What's changed?

- < Late payment fee
- < Service changes
- < Monthly charges, Service changes

Total due **\$290.29**

*← Paid online
 autopay*

Ways to pay and manage your account:

myAT&T app
 iPhone and Android

att.com/pay

Ordering, billing or support
 800.321.2000
 TTY: 800.651.5111



Return this portion with your check in the enclosed envelope. Payments may take 7 days to post.

BELVEDERE MUD
 PO BOX 2029
 PFLUGERVILLE TX 78691-2029

Total due: \$290.29
 Due immediately: \$80.64 Due Aug 14, 2022: \$209.65

Account number: 312935378
 Please include account number on your check

Make check payable to:

AT&T
 PO BOX 5014
 CAROL STREAM, IL 60197-5014

CHECK FOR AUTOPAY
 (SEE REVERSE)

Bank and Texpool Statements



Drawer 9
Wolfforth, Texas 79382-0009

www.theabcbank.com

3352957
Belvedere Municipal Utility District
General Funds
PO Box 2029
Pflugerville TX 78691

Date 7/29/22 Page 1
Primary Account XXXXXXXXXXXX

J

* Please help us keep your contact information updated. In the event of fraud or other related issues, it is important for us to be able to contact you. *

Checking Account

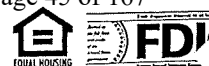
Account Title: Belvedere Municipal Utility District
General Funds

| | | | |
|--------------------------------|-------------------|------------------------------|-----------|
| Business Checking Public Funds | Enclosures/Images | 4 | |
| Account Number XXXXXXXXXXXX | Statement Dates | 7/01/22 thru 7/31/22 | |
| Previous Balance | 21,688.01 | Days in the Statement Period | 31 |
| 5 Deposits/Credits | 12,908.54 | Average Ledger Balance | 18,066.31 |
| 6 Checks/Debits | 8,445.82 | Average Collected | 18,066.31 |
| Service Charge Amount | .00 | | |
| Interest Paid | .00 | | |
| Current Balance | 26,150.73 | | |

Deposits and Other Credits

| Date | Description | Amount |
|------|-------------------------------------|-----------|
| 7/07 | PPD F746000192 | 1,032.68 |
| | CONS PAY PT CLEARING | |
| 7/26 | PPD F746000192 | 816.38 |
| | CONS PAY PT CLEARING | |
| 7/26 | Transfer requested by Michele Posey | 10,000.00 |
| 7/27 | PPD F746000192 | 178.95 |
| | CONS PAY PT CLEARING | |
| 7/28 | PPD F746000192 | 880.53 |
| | CONS PAY PT CLEARING | |

| Date | Description | Debits | Amount |
|------|-------------------|--------|---------|
| 7/08 | TEL 0000358635 | | 106.54- |
| | SPECTRUM SPECTRUM | | |



Date 7/29/22 Page 2
 Primary Account: XXXXXXXXXXXXX

Belvedere Municipal Utility District
 General Funds
 PO Box 2029
 Pflugerville TX 78691

Business Checking Public Funds XXXXXXXXXXXXX (continued)

| Date | Description | Debits | Amount |
|------|-----------------------------------------------------------|--------|---------|
| 7/19 | CCD 2740828412 ELEC_BILL Pedernales_Elec 3000095631 | | 302.38- |

| Date | Check No. | Amount | Checks Date | Check No. | Amount |
|------|-----------|----------|-------------|-----------|----------|
| 7/07 | 1374 | 2,340.00 | 7/06 | 1378* | 3,579.40 |
| 7/05 | 1375 | 1,657.50 | 7/22 | 1380* | 460.00 |

Daily Balance Information

| Date | Balance | Date | Balance | Date | Balance |
|------|-----------|------|-----------|------|-----------|
| 7/01 | 21,688.01 | 7/08 | 15,037.25 | 7/27 | 25,270.20 |
| 7/05 | 20,030.51 | 7/19 | 14,734.87 | 7/28 | 26,150.73 |
| 7/06 | 16,451.11 | 7/22 | 14,274.87 | | |
| 7/07 | 15,143.79 | 7/26 | 25,091.25 | | |

End of Statement

*
 U
 U
 5
 7
 U
 U
 1
 U
 U
 7
 6
 U
 U
 2
 U
 U
 U
 U
 *

Belvedere Municipal Utility District
Reconciliation Detail
Checking Account - ABC Bank, Period Ending 07/31/2022

| Type | Date | Num | Name | Clr | Amount | Balance |
|------------------------------------------|------------|------|----------------------|-----|-------------------|-------------------|
| Beginning Balance | | | | | | 21,688.01 |
| Cleared Transactions | | | | | | |
| Checks and Payments - 6 items | | | | | | |
| Check | 06/21/2022 | 1378 | Sunscape Lands... | X | -3,579.40 | -3,579.40 |
| Check | 06/21/2022 | 1374 | Lloyd Gosselink ... | X | -2,340.00 | -5,919.40 |
| Check | 06/21/2022 | 1375 | Quiddity Engineer... | X | -1,657.50 | -7,576.90 |
| Check | 07/07/2022 | EFT | Spectrum Business | X | -106.54 | -7,683.44 |
| Check | 07/14/2022 | 1380 | Manuela's Cleani... | X | -460.00 | -8,143.44 |
| Check | 07/19/2022 | EFT | Pedernales Electr... | X | -302.38 | -8,445.82 |
| Total Checks and Payments | | | | | -8,445.82 | -8,445.82 |
| Deposits and Credits - 6 items | | | | | | |
| Check | 07/07/2022 | 1379 | AT & T | X | 0.00 | 0.00 |
| Deposit | 07/07/2022 | | | X | 1,032.68 | 1,032.68 |
| Deposit | 07/26/2022 | | | X | 816.38 | 1,849.06 |
| Transfer | 07/26/2022 | | | X | 10,000.00 | 11,849.06 |
| Deposit | 07/27/2022 | | | X | 178.95 | 12,028.01 |
| Deposit | 07/28/2022 | | | X | 880.53 | 12,908.54 |
| Total Deposits and Credits | | | | | 12,908.54 | 12,908.54 |
| Total Cleared Transactions | | | | | 4,462.72 | 4,462.72 |
| Cleared Balance | | | | | 4,462.72 | 26,150.73 |
| Uncleared Transactions | | | | | | |
| Checks and Payments - 3 items | | | | | | |
| Check | 06/21/2022 | 1376 | Travis Central Ap... | | -575.19 | -575.19 |
| Check | 07/26/2022 | 1381 | Texas Disposal S... | | -12,887.88 | -13,463.07 |
| Check | 07/26/2022 | 1382 | AT & T | | -189.09 | -13,652.16 |
| Total Checks and Payments | | | | | -13,652.16 | -13,652.16 |
| Total Uncleared Transactions | | | | | -13,652.16 | -13,652.16 |
| Register Balance as of 07/31/2022 | | | | | -9,189.44 | 12,498.57 |
| Ending Balance | | | | | -9,189.44 | 12,498.57 |



Drawer 9
Wolfforth, Texas 79382-0009

www.theabcbank.com

3351996
Belvedere Municipal Utility District
Operating Money Market
PO Box 2029
Pflugerville TX 78691

| | | | |
|-----------------|------------|------|---|
| Date | 7/29/22 | Page | 1 |
| Primary Account | XXXXXXXXXX | | |

I

* Please help us keep your contact information updated. In the event of fraud or other related issues, it is important for us to be able to contact you. *

Checking Account

Account Title: Belvedere Municipal Utility District
Operating Money Market

| | | | |
|--------------------------|------------|--------------------------------|----------------------|
| Money Market Public Fund | | Enclosures/Images | 0 |
| Account Number | XXXXXXXXXX | Statement Dates | 7/01/22 thru 7/31/22 |
| Previous Balance | 535,126.73 | Days in the Statement Period | 31 |
| Deposits/Credits | .00 | Average Ledger Balance | 150,188.02 |
| 3 Checks/Debits | 484,924.00 | Average Collected | 150,188.02 |
| Service Charge Amount | .00 | Interest Earned | 57.84 |
| Interest Paid | 57.84 | Annual Percentage Yield Earned | 0.45% |
| Current Balance | 50,260.57 | 2022 Interest Paid | 675.46 |

Deposits and Other Credits

| Date | Description | Amount |
|------|------------------|--------|
| 7/31 | Interest Deposit | 57.84 |

Debits

| Date | Description | Amount |
|------|-------------------------------------|-------------|
| 7/07 | wire Transfer Fee | 18.00- |
| 7/07 | wire Transfer Debit | 474,906.00- |
| 7/26 | Transfer requested by Michele Posey | 10,000.00- |

Daily Balance Information

| Date | Balance | Date | Balance |
|------|------------|------|-----------|
| 7/01 | 535,126.73 | 7/26 | 50,202.73 |
| 7/07 | 60,202.73 | 7/31 | 50,260.57 |





Date 7/29/22 Page 2
Primary Account XXXXXXXXXX


Belvedere Municipal Utility District
Operating Money Market
PO Box 2029
Pflugerville TX 78691

Money Market Public Fund XXXXXXXXXX (Continued)

INTEREST RATE SUMMARY

| Date | Rate |
|------|-----------|
| 6/30 | 0.500000% |
| 7/07 | 0.350000% |

End Of Statement



Belvedere Municipal Utility District
Reconciliation Detail
Money Market - ABC Bank, Period Ending 07/31/2022

| Type | Date | Num | Name | Clr | Amount | Balance |
|------------------------------------------|------------|-----|---------------------|-----|-------------|--------------------|
| Beginning Balance | | | | | | 535,126.73 |
| Cleared Transactions | | | | | | |
| Checks and Payments - 3 items | | | | | | |
| Transfer | 06/30/2022 | | | X | -474,906.00 | -474,906.00 |
| Check | 07/07/2022 | EFT | American Bank of... | X | -18.00 | -474,924.00 |
| Transfer | 07/26/2022 | | | X | -10,000.00 | -484,924.00 |
| Total Checks and Payments | | | | | -484,924.00 | -484,924.00 |
| Deposits and Credits - 1 item | | | | | | |
| Deposit | 07/31/2022 | | | X | 57.84 | 57.84 |
| Total Deposits and Credits | | | | | 57.84 | 57.84 |
| Total Cleared Transactions | | | | | -484,866.16 | -484,866.16 |
| Cleared Balance | | | | | -484,866.16 | 50,260.57 |
| Register Balance as of 07/31/2022 | | | | | -484,866.16 | 50,260.57 |
| Ending Balance | | | | | -484,866.16 | 50,260.57 <i>m</i> |

TexPool Participant Services
 1001 Texas Avenue, Suite 1150
 Houston, TX 77002



TEXAS TRUST
 TEXAS TREASURY SAFEKEEPING TRUST COMPANY
 COMPTROLLER GLENN HEGAR, CHAIRMAN

Participant Statement

BELVEDERE MUD
 GENERAL FUND
 ATTN JEFF MONZINGO
 PO BOX 2029
 PFLUGERVILLE TX 78691-2029

Statement Period **07/01/2022 - 07/31/2022**

Page 1 of 2

Customer Service 1-866-TEX-POOL

Location ID

Investor ID

TexPool Update

Keep up to date with the latest market talk from our portfolio managers and strategists by visiting the Insights page of TexPool.com.

5

TexPool Summary

| Pool Name | Beginning Balance | Total Deposits | Total Withdrawals | Total Interest | Current Balance | Average Balance |
|----------------------------------------|--------------------|---------------------|-------------------|-----------------|---------------------|-----------------|
| Texas Local Government Investment Pool | \$25,113.94 | \$474,906.00 | \$0.00 | \$539.66 | \$500,559.60 | \$408,154.87 |
| Total Dollar Value | \$25,113.94 | \$474,906.00 | \$0.00 | \$539.66 | \$500,559.60 | |

Portfolio Value

| Pool Name | Pool/Account | Market Value (07/01/2022) | Share Price (07/31/2022) | Shares Owned (07/31/2022) | Market Value (07/31/2022) |
|----------------------------------------|--------------|---------------------------|--------------------------|---------------------------|---------------------------|
| Texas Local Government Investment Pool | | \$25,113.94 | \$1.00 | 500,559.600 | \$500,559.60 |
| Total Dollar Value | | \$25,113.94 | | | \$500,559.60 |

Interest Summary

| Pool Name | Pool/Account | Month-to-Date Interest | Year-to-Date Interest |
|----------------------------------------|--------------|------------------------|-----------------------|
| Texas Local Government Investment Pool | | \$539.66 | \$585.10 |
| Total | | \$539.66 | \$585.10 |



Transaction Detail

Texas Local Government Investment Pool

Participant: BELVEDERE MUD

Pool/Account:

| Transaction Date | Settlement Date | Transaction Description | Transaction Dollar Amount | Share Price | Shares This Transaction | Shares Owned |
|---------------------------------------|-----------------|-------------------------|---------------------------|---------------|-------------------------|--------------------|
| 07/01/2022 | 07/01/2022 | BEGINNING BALANCE | \$25,113.94 | \$1.00 | | 25,113.940 |
| 07/07/2022 | 07/07/2022 | TRANSFER DEPOSIT | \$474,906.00 | \$1.00 | 474,906.000 | 500,019.940 |
| 07/29/2022 | 07/29/2022 | MONTHLY POSTING | \$539.66 | \$1.00 | 539.660 | 500,559.600 |
| Account Value as of 07/31/2022 | | | \$500,559.60 | \$1.00 | | 500,559.600 |



Belvedere Municipal Utility District
Reconciliation Detail
 TexPool, Period Ending 07/31/2022

| Type | Date | Num | Name | Clr | Amount | Balance |
|---------------------------------------|------------|-----|------|-----|-------------------|----------------------------|
| Beginning Balance | | | | | | 25,113.94 |
| Cleared Transactions | | | | | | |
| Deposits and Credits - 2 items | | | | | | |
| Transfer | 06/30/2022 | | | X | 474,906.00 | 474,906.00 |
| Deposit | 07/31/2022 | | | X | 539.66 | 475,445.66 |
| Total Deposits and Credits | | | | | 475,445.66 | 475,445.66 |
| Total Cleared Transactions | | | | | 475,445.66 | 475,445.66 |
| Cleared Balance | | | | | 475,445.66 | 500,559.60 |
| Register Balance as of 07/31/2022 | | | | | 475,445.66 | 500,559.60 |
| Ending Balance | | | | | 475,445.66 | 500,559.60 <i>m</i> |



Drawer 9
Wolfforth, Texas 79382-0009

www.theabcbank.com

3351993
Belvedere Municipal Utility District
Debt Services
PO Box 2029
Pflugerville TX 78691

Date 7/29/22 Page 1
Primary Account XXXXXXXXXXXX

✈

* Please help us keep your contact information updated. In the event of fraud or other related issues, it is important for us to be able to contact you. *

Checking Account

Account Title: Belvedere Municipal Utility District
Debt Services

| | | | |
|--------------------------|--------------|--------------------------------|----------------------|
| Money Market Public Fund | | Enclosures/Images | 0 |
| Account Number | XXXXXXXXXXXX | Statement Dates | 7/01/22 thru 7/31/22 |
| Previous Balance | 574,302.54 | Days in the Statement Period | 31 |
| Deposits/Credits | .00 | Average Ledger Balance | 381,712.04 |
| 8 Checks/Debits | 519,993.88 | Average Collected | 381,712.04 |
| Service Charge Amount | .00 | Interest Earned | 149.72 |
| Interest Paid | 149.72 | Annual Percentage Yield Earned | 0.46% |
| Current Balance | 54,458.38 | 2022 Interest Paid | 613.78 |

Deposits and Other Credits

| Date | Description | Amount |
|------|------------------|--------|
| 7/31 | Interest Deposit | 149.72 |

Debits

| Date | Description | Amount |
|------|---------------------|-------------|
| 7/07 | Wire Transfer Fee | 18.00- |
| 7/07 | Wire Transfer Debit | 150,000.00- |
| 7/26 | Wire Transfer Fee | 18.00- |
| 7/26 | Wire Transfer Fee | 18.00- |
| 7/26 | Wire Transfer Fee | 18.00- |
| 7/26 | Wire Transfer Debit | 42,793.75- |
| 7/26 | Wire Transfer Debit | 60,903.13- |
| 7/26 | Wire Transfer Debit | 266,225.00- |



Date 7/29/22 Page 2
 Primary Account XXXXXXXXXXXX

Belvedere Municipal Utility District
 Debt Services
 PO Box 2029
 Pflugerville TX 78691

Money Market Public Fund

XXXXXXXXXXXX

(Continued)

Daily Balance Information

| Date | Balance | Date | Balance |
|------|------------|------|-----------|
| 7/01 | 574,302.54 | 7/26 | 54,308.66 |
| 7/07 | 424,284.54 | 7/31 | 54,458.38 |


INTEREST RATE SUMMARY

| Date | Rate |
|------|-----------|
| 6/30 | 0.500000% |
| 7/07 | 0.450000% |
| 7/26 | 0.350000% |

End of Statement

* 00540020430102000 *

Belvedere MUD-Debt Service Fund
Reconciliation Detail
MUD Debt Service Fund, Period Ending 07/31/2022

| Type | Date | Num | Name | Clr | Amount | Balance |
|------------------------------------------|------------|------|---------------------|-----|--------------------|------------------------------------------------------------------------------------------------------|
| Beginning Balance | | | | | | 574,302.54 |
| Cleared Transactions | | | | | | |
| Checks and Payments - 8 items | | | | | | |
| Transfer | 07/07/2022 | | | X | -150,000.00 | -150,000.00 |
| Check | 07/07/2022 | EFT | American Bank of... | X | -18.00 | -150,018.00 |
| Check | 07/26/2022 | EFT | American Bank of... | X | -18.00 | -150,036.00 |
| Check | 07/26/2022 | EFT | American Bank of... | X | -18.00 | -150,054.00 |
| Check | 07/26/2022 | EFT | American Bank of... | X | -18.00 | -150,072.00 |
| Check | 08/01/2022 | WIRE | BOKF, NA | X | -266,225.00 | -416,297.00 |
| Check | 08/01/2022 | EFT | BOKF, NA | X | -60,903.13 | -477,200.13 |
| Check | 08/01/2022 | WIRE | BOKF, NA | X | -42,793.75 | -519,993.88 |
| Total Checks and Payments | | | | | -519,993.88 | -519,993.88 |
| Deposits and Credits - 1 item | | | | | | |
| Deposit | 07/31/2022 | | | X | 149.72 | 149.72 |
| Total Deposits and Credits | | | | | 149.72 | 149.72 |
| Total Cleared Transactions | | | | | -519,844.16 | -519,844.16 |
| Cleared Balance | | | | | -519,844.16 | 54,458.38 |
| Register Balance as of 07/31/2022 | | | | | -519,844.16 | 54,458.38 |
| Ending Balance | | | | | <u>-519,844.16</u> | <u>54,458.38</u>  |

TexPool Participant Services
 1001 Texas Avenue, Suite 1150
 Houston, TX 77002



Participant Statement

BELVEDERE MUD
 DEBT SERVICE FUND
 ATTN JEFF MONZINGO
 PO BOX 2029
 PFLUGERVILLE TX 78691-2029

Statement Period **07/01/2022 - 07/31/2022**

Page 1 of 2

Customer Service 1-866-TEX-POOL

Location ID

Investor ID

TexPool Update

Keep up to date with the latest market talk from our portfolio managers and strategists by visiting the Insights page of TexPool.com.

4

TexPool Summary

| Pool Name | Beginning Balance | Total Deposits | Total Withdrawals | Total Interest | Current Balance | Average Balance |
|----------------------------------------|--------------------|---------------------|-------------------|-----------------|---------------------|-----------------|
| Texas Local Government Investment Pool | \$25,154.18 | \$150,000.00 | \$0.00 | \$192.72 | \$175,346.90 | \$146,140.57 |
| Total Dollar Value | \$25,154.18 | \$150,000.00 | \$0.00 | \$192.72 | \$175,346.90 | M |

Portfolio Value

| Pool Name | Pool/Account | Market Value (07/01/2022) | Share Price (07/31/2022) | Shares Owned (07/31/2022) | Market Value (07/31/2022) |
|----------------------------------------|--------------|---------------------------|--------------------------|---------------------------|---------------------------|
| Texas Local Government Investment Pool | | \$25,154.18 | \$1.00 | 175,346.900 | \$175,346.90 |
| Total Dollar Value | | \$25,154.18 | | | \$175,346.90 |

Interest Summary

| Pool Name | Pool/Account | Month-to-Date Interest | Year-to-Date Interest |
|----------------------------------------|--------------|------------------------|-----------------------|
| Texas Local Government Investment Pool | | \$192.72 | \$238.25 |
| Total | | \$192.72 | \$238.25 |




Transaction Detail

Texas Local Government Investment Pool

Participant: BELVEDERE MUD

Pool/ Account:

| Transaction Date | Settlement Date | Transaction Description | Transaction Dollar Amount | Share Price | Shares This Transaction | Shares Owned |
|---------------------------------------|-----------------|-------------------------|---------------------------|---------------|-------------------------|--------------------|
| 07/01/2022 | 07/01/2022 | BEGINNING BALANCE | \$25,154.18 | \$1.00 | | 25,154.180 |
| 07/07/2022 | 07/07/2022 | TRANSFER DEPOSIT | \$150,000.00 | \$1.00 | 150,000.000 | 175,154.180 |
| 07/29/2022 | 07/29/2022 | MONTHLY POSTING | \$192.72 | \$1.00 | 192.720 | 175,346.900 |
| Account Value as of 07/31/2022 | | | \$175,346.90 | \$1.00 | | 175,346.900 |



Belvedere MUD-Debt Service Fund
Reconciliation Detail
 TexPool, Period Ending 07/31/2022

| Type | Date | Num | Name | Clr | Amount | Balance |
|------------------------------------------|------------|-----|------|-----|--------------------------|--------------------------|
| Beginning Balance | | | | | | 25,154.18 |
| Cleared Transactions | | | | | | |
| Deposits and Credits - 2 items | | | | | | |
| Transfer | 07/07/2022 | | | X | 150,000.00 | 150,000.00 |
| Deposit | 07/31/2022 | | | X | 192.72 | 150,192.72 |
| Total Deposits and Credits | | | | | <u>150,192.72</u> | <u>150,192.72</u> |
| Total Cleared Transactions | | | | | <u>150,192.72</u> | <u>150,192.72</u> |
| Cleared Balance | | | | | <u>150,192.72</u> | <u>175,346.90</u> |
| Register Balance as of 07/31/2022 | | | | | <u>150,192.72</u> | <u>175,346.90</u> |
| Ending Balance | | | | | <u><u>150,192.72</u></u> | <u><u>175,346.90</u></u> |

Property Tax Statement

| TXDISTLA | RECEIVABLE BALANCE 'R' REPORT | TXADJ | TAX ADJ | BASE TAX COLLECTED | NET BASE TAX COLLECTED | PERCENT COLLECTED | ENDING TAX BALANCE | P & I COLLECTED | P & I REVERSALS | LRP COLLECTED | OTHER PENALTY COLLECTED | TOTAL DISTRIBUTED |
|----------|-------------------------------|---------------|-----------|--------------------|------------------------|-------------------|--------------------|-----------------|-----------------|---------------|-------------------------|-------------------|
| ULK | --- | BELVEDERE MUD | | | | | | | | | | |
| 2006 | .00 | .00 | .00 | .00 | .00 | .00 % | .00 | .00 | .00 | .00 | .00 | .00 |
| 2007 | .00 | .00 | .00 | .00 | .00 | .00 % | .00 | .00 | .00 | .00 | .00 | .00 |
| 2008 | .00 | .00 | .00 | .00 | .00 | .00 % | .00 | .00 | .00 | .00 | .00 | .00 |
| 2009 | .00 | .00 | .00 | .00 | .00 | .00 % | .00 | .00 | .00 | .00 | .00 | .00 |
| 2010 | .00 | .00 | .00 | .00 | .00 | .00 % | .00 | .00 | .00 | .00 | .00 | .00 |
| 2011 | .00 | .00 | .00 | .00 | .00 | .00 % | .00 | .00 | .00 | .00 | .00 | .00 |
| 2012 | .00 | .00 | .00 | .00 | .00 | .00 % | .00 | .00 | .00 | .00 | .00 | .00 |
| 2013 | .00 | .00 | .00 | .00 | .00 | .00 % | .00 | .00 | .00 | .00 | .00 | .00 |
| 2014 | .00 | .00 | .00 | .00 | .00 | .00 % | .00 | .00 | .00 | .00 | .00 | .00 |
| 2015 | .00 | .00 | .00 | .00 | .00 | .00 % | .00 | .00 | .00 | .00 | .00 | .00 |
| 2016 | .60 | .00 | .00 | .00 | .00 | .00 % | .60 | .00 | .00 | .00 | .00 | .00 |
| 2017 | .00 | .00 | .00 | .00 | .00 | .00 % | .00 | .00 | .00 | .00 | .00 | .00 |
| 2018 | .00 | .00 | .00 | .00 | .00 | .00 % | .00 | .00 | .00 | .00 | .00 | .00 |
| 2019 | 3643.71 | .00 | 3643.71 | 3643.71 | 100.00 % | .00 | .00 | 1311.74 | .00 | .00 | .00 | 4955.45 |
| 2020 | 4114.70 | 1333.34- | 4114.70 | 1333.34 | 2781.36 100.00 % | .00 | .00 | 987.53 | .00 | .00 | .00 | 3768.89 |
| TOTL | 7759.01 | 1333.34- | 7758.41 | 1333.34 | 6425.07 99.99 % | .60 | 2299.27 | .00 | .00 | .00 | .00 | 8724.34 |
| 2021 | 669671.71 | 4990.81- | 666448.48 | 4990.81 | 661457.67 99.52 % | 3223.23 | 3234.11 | .00 | 1.96 | .00 | .00 | 664693.74 |
| ENTITY | | | | | | | | | | | | |
| TOTL | 677430.72 | 6324.15- | 674206.89 | 6324.15 | 667882.74 99.52 % | 3223.83 | 5533.38 | .00 | 1.96 | .00 | .00 | 673418.08 |

Outstanding property tax receivable

Debt Service

Operating
 2016 = .29
 2021 = 1034.01
1034.30

2016 = .31
 2021 = 2189.22
2189.53

Current tax rate

Operating: .085

Debt Service: .16

Total: .2650

ITEM 3.e

Reserve Study

ITEM 5

Budget 2022-2023

Belvedere Municipal Utility District
 General Operating Fund
 Statement of Projected Revenues and Expenditures
 Budget for the Fiscal Year October 1, 2022 to September 30, 2023

Revenues

| | | |
|-------------------|----|---------|
| Maintenance Taxes | \$ | 244,405 |
| Interest Income | | 1,000 |
| | | 245,405 |
| Total Revenues | | 245,405 |

Expenditures

| | | |
|-----------------------------------------------|----|---------|
| Solid Waste Disposal | | 55,000 |
| Legal Fees | | 35,000 |
| Audit Fees | | 7,500 |
| Accounting Fees | | 14,400 |
| Engineering Fees | | 30,000 |
| Amenity Center Operations and Maintenance | | 65,000 |
| Drainage and Trail Maintenance | | 23,000 |
| Insurance | | 4,000 |
| Tax Appraisal and Collection Fees | | 6,000 |
| Bank Charges | | 200 |
| Other fees | | 100 |
| Newspaper notices | | 2,000 |
| Website | | 500 |
| | | 242,700 |
| Total Expenditures | | 242,700 |
| Projected Excess Revenue Over Expenditures | \$ | 2,705 |

Belvedere Municipal Utility District
Debt Service Fund
Statement of Projected Revenues and Expenditures
Budget for the Fiscal Year October 1, 2022 to September 30, 2023

| <u>Revenues</u> | |
|-----------------------------------------------------------------|--------------------------|
| Property Taxes | \$ 457,275 |
| Interest Income | 1,000 |
| | <hr/> |
| Total Revenues | 458,275 |
| | <hr/> |
| <u>Expenditures</u> | |
| Principal | 305,000 |
| Interest | 160,619 |
| | <hr/> |
| Total Expenditures | 465,619 |
| | <hr/> |
| Projected Excess (Deficit) Revenue Over (Under) Expenditures | <u><u>\$ (7,344)</u></u> |

Belvedere Municipal Utility District
 Property Taxes for the Fiscal Year October 1, 2022 to September 30, 2023

| Property Taxes | | Debt | | M&O |
|----------------|------------------|--------------------------|--|--------------------------|
| Taxable value | \$ 318,547,398 | | | |
| Tax rate | <u>\$ 0.2225</u> | <u>\$ 0.1450</u> | | <u>\$ 0.0775</u> |
| Tax levy | | <u><u>\$ 461,894</u></u> | | <u><u>\$ 246,874</u></u> |

99% collection rate

| | Debt | | M&O |
|------------------------------|--------------------------|--|--------------------------|
| | <u>\$ 461,894</u> | | <u>\$ 246,874</u> |
| | 0.99 | | 0.99 |
| Estimated Collections | <u><u>\$ 457,275</u></u> | | <u><u>\$ 244,405</u></u> |

ITEM 6

2022 Tax Rate

Theresa Pavlas

From: David Klein
Sent: Wednesday, August 10, 2022 7:01 PM
To: Theresa Pavlas
Subject: FW: Travis CAD 2022 Certification
Attachments: 2022 TNT - Belvedere MUD (7-25-22).xlsx



DAVID KLEIN

Principal
512-322-5818 Direct
Lloyd Gosselink Rochelle & Townsend, P.C.
816 Congress Ave., Suite 1900, Austin, TX 78701
www.lglawfirm.com | 512-322-5800

****ATTENTION TO PUBLIC OFFICIALS AND OFFICIALS WITH OTHER INSTITUTIONS SUBJECT TO THE OPEN MEETINGS ACT ****

A "REPLY TO ALL" OF THIS EMAIL COULD LEAD TO VIOLATIONS OF THE TEXAS OPEN MEETINGS ACT. PLEASE REPLY ONLY TO LEGAL COUNSEL.

CONFIDENTIALITY NOTICE:

This email (and all attachments) is confidential, legally privileged, and covered by the Electronic Communications Privacy Act. Unauthorized use or dissemination is prohibited. If you have received this message in error please delete it immediately. For more detailed information click <http://www.lglawfirm.com/email-disclaimer/>.

NOT AN E-SIGNATURE:

No portion of this email is an "electronic signature" and neither the author nor any client thereof will be bound by this e-mail unless expressly designated as such as provided in more detail at www.lglawfirm.com/electronic-signature-disclaimer/.

From: Garry Kimball <garry@spfmuni.com>
Sent: Monday, July 25, 2022 10:02 AM
To: Fred Castro <fcastro@lglawfirm.com>; jeff@jeffmcpa.com
Cc: David Klein <d Klein@lglawfirm.com>; Danielle Lam <dlam@lglawfirm.com>
Subject: RE: Travis CAD 2022 Certification

All,

Here's my initial recommendation for the 2022 proposed tax rates based upon the TCAD certified values that were just released.

No rollback issues with this one.

I have set the M&O tax rate so as to generate the highest allowable M&O tax levy.

Please let me know if you would like to discuss or have me modify for any reason.

Thanks,

Garry



From: Fred Castro <fcastro@lglawfirm.com>
Sent: Monday, July 25, 2022 9:29 AM
To: jeff@jeffmcpa.com; John Barganski <john@spfmuni.com>; Garry Kimball <garry@spfmuni.com>
Cc: David Klein <dklein@lglawfirm.com>; Danielle Lam <dlam@lglawfirm.com>
Subject: FW: Travis CAD 2022 Certification

FYI.



FRED CASTRO

Paralegal
512-322-5845 Direct
Lloyd Gosselink Rochelle & Townsend, P.C.
816 Congress Ave., Suite 1900, Austin, TX 78701
www.lglawfirm.com | 512-322-5800



****ATTENTION TO PUBLIC OFFICIALS AND OFFICIALS WITH OTHER INSTITUTIONS SUBJECT TO THE OPEN MEETINGS ACT ****

A "REPLY TO ALL" OF THIS EMAIL COULD LEAD TO VIOLATIONS OF THE TEXAS OPEN MEETINGS ACT. PLEASE REPLY ONLY TO LEGAL COUNSEL.

CONFIDENTIALITY NOTICE:

This email (and all attachments) is confidential, legally privileged, and covered by the Electronic Communications Privacy Act. Unauthorized use or dissemination is prohibited. If you have received this message in error please delete it immediately. For more detailed information click <http://www.lglawfirm.com/email-disclaimer/>.

NOT AN E-SIGNATURE:

No portion of this email is an "electronic signature" and neither the author nor any client thereof will be bound by this e-mail unless expressly designated as such as provided in more detail at www.lglawfirm.com/electronic-signature-disclaimer/.

From: Marya Crigler <mcrigler@tcadcentral.org>
Sent: Friday, July 22, 2022 7:03 PM
To: Fred Castro <fcastro@lglawfirm.com>
Subject: Travis CAD 2022 Certification

Certification letters are being mailed to the presiding officer today. Attached is an advanced copy of the certification letter.

As a reminder, we will have a Certification and Truth in Taxation Portal Refresher Webinar via Zoom on **July 28th at 10:00AM**. You and your staff can register for the webinar using this link: https://us02web.zoom.us/webinar/register/WN_8tQisqnoReWB6aouyJh4Zw

Please let me know if you have any questions or need additional information.

Thanks,

Marya D. Crigler, RPA
Chief Appraiser
Travis Central Appraisal District
850 East Anderson Lane
Austin TX 78752
(512) 834-9317 ext. 337

CONFIDENTIALITY NOTICE: This communication is intended only for the use of the individual or entity to which it is addressed and may contain confidential and/or privileged information. If you are not the intended recipient of this information, please delete all of the material from any computer that may have it. Any unauthorized use, dissemination, distribution, or copying of this communication is strictly prohibited.

2022 Developed Water District Tax Rate Calculations

Belvedere MUD

July 25, 2022

Instructions

These worksheets will calculate the information water districts will need prior to adopting their tax rate. It will be necessary first to enter the required data on the "Data Entry" sheet. To access that sheet, click on the Data tab located at the bottom of this window. Some data may already have been entered for you.

NOTE: All worksheets are "locked" to protect accidental changes. You may only enter items on the data entry page and only in the blue colored cells. If for some reason you need to otherwise edit any of the worksheets, the password to unlock them is "TAX". It is case sensitive.

If you have debt, when you enter the debt information, your debt rate will be calculated for you on line 12 of the data entry page. It has a provision for you to "back into" a specific debt rate if you wish.

After you have entered the required data, click on the "Notice" tab. This sheet has all the information you need to complete the "Water District Notice of Public Hearing on Tax Rate". This is a notice all water districts must publish prior to adopting their tax rate (Water Code, Section 49.236). The Tax Office cannot publish this for you.

If line 14 on the Notice tab is equal to or less than 3.5%, this paragraph does not apply and you may ignore the "Voter-Approval" tab. If line 14 on the Notice tab is more than 3.5% and you are a Developed Water District, an election must be held to determine whether to approve the maintenance and operation tax rate under Section 49.23602 of the Water Code. You are advised to seek legal counsel in this event. The VOTER-APPROVAL RATE is calculated for you on the "Voter-Approval" tab.

NOTE: Due to an anomaly in the law, it is possible that the calculated voter-approval rate will be higher than the proposed rate which generated the voter-approval rate. Although not likely, if this occurs, you should seek legal counsel. If you are a new jurisdiction or had no levy last year, line 14 of the Notice tab will display "INFINITE %" because you are dividing by zero. Again, this is a problem with the wording in the Code and you may wish to seek legal counsel as to what you need to show in your notice.

2022 Developed Water District Tax Rate Calculations

Belvedere MUD

July 25, 2022

Data Entry Page

| | | | |
|--------------------------------------------------------------------------------------------------|----|-----------|--------|
| 1. The Districts PROPOSED 2022 Total Tax Rate | \$ | 0.2225 | /\$100 |
| 2. 2022 average appraised value of residence homestead. (TCAD Certification, page 2, Item N). | \$ | 2,238,980 | |
| 3. 2022 average taxable value of residence homestead. (TCAD Certification, page 2, Item O). | \$ | 1,538,563 | |
| 4. 2021 average appraised value of residence homestead. (TCAD Certification, page 2, Item P). | \$ | 1,484,779 | |
| 5. 2021 average taxable value of residence homestead. (TCAD Certification, page 2, Item Q). | \$ | 1,363,927 | |
| 6. The district's 2021 Total Tax Rate. | \$ | 0.2650 | /\$100 |
| 7. The district's 2021 Maintenance & Operation Tax Rate. | \$ | 0.0850 | /\$100 |

Complete lines 8 thru 14 ONLY if you have qualified debt or contract service.

| | | | |
|----------------------------------------------------------------------------------------------------------------------------------------------------------------|----|-------------|--------|
| 8. 2022 Net Taxable Value (TCAD Certification, pg 1, bottom) | \$ | 318,547,398 | |
| 9. 2022 Total Qualified Contract Service | \$ | 0.00 | |
| 10. 2022 Total Qualified Debt Service | \$ | 464,502.04 | |
| 11. SEE NOTE2 BELOW. Total amount to be applied against above Debt and Contract Service from sources other than 2022 tax levy (e.g. from fund reserves). | \$ | 2,608.31 | |
| 12. Your Final Calculated Debt Rate is: | \$ | 0.1450 | /\$100 |

NOTE1: If line 12 displays "NEG#", then the amount entered on line 11 is too high.

Use the following ONLY if you wish a specified debt rate.

NOTE2: If you have a specific TARGET DEBT RATE, enter that rate on line 13 and enter the amount that appears in line 14 into line 11. If you have done this correctly, line 12 will now equal line 13. If line 14 displays "NEG#", then your target debt rate is higher than the law permits; you may not use that target rate.

| | | | |
|-------------------------------------------|----|----------|--------|
| 13. 2022 Target Debt Rate | \$ | 0.1450 | /\$100 |
| 14. Amount you need to enter into line 11 | \$ | 2,608.31 | |

Proposed 2022 M&O Tax Rate 0.0775

2022 Developed Water District Tax Rate Calculations

Belvedere MUD

July 25, 2022

NOTE: This worksheet provides the numbers you will need for your Notice, but it is not in the format required for publication. An example of the notice is provided on the Comptroller's website at <https://comptroller.texas.gov/taxes/property-tax/truth-in-taxation/notices.php>.

Notice of Public Hearing Notice Calculations

| | | | |
|---------------------------------------------------------------------------------------------------------------------|---|----|-----------------|
| 1. 2021 average appraised value of residence homestead | | \$ | 1,484,779 |
| 2. homestead (excluding senior citizen's or disabled person's exemptions) | - | \$ | 120,852 |
| 3. 2021 average taxable value of residence homestead (line 1 minus line 2) | = | \$ | 1,363,927 |
| 4. 2021 adopted TOTAL tax rate (per \$100 of value) | x | \$ | 0.2650 /\$100 |
| 5. 2021 Total tax on average residence homestead (multiply line 3 by line 4, divide by \$100) | = | \$ | 3,614.41 |
| 6. 2022 average appraised value of residence homestead | | \$ | 2,238,980 |
| 7. 2022 general exemptions available for the average homestead (excluding senior citizen's or disabled person's) | - | \$ | 700,417 |
| 8. 2022 average taxable value of residence homestead (line 8 minus line 9) | = | \$ | 1,538,563 |
| 9. 2022 proposed TOTAL tax rate (per \$100 of value) | x | \$ | 0.2225 /\$100 |
| 10. 2022 Total tax on average residence homestead (multiply line 8 by line 9, divide by \$100) | = | \$ | 3,423.30 |
| 11. Difference in Rates per \$100 value | | \$ | (0.0425) /\$100 |
| 12. Percentage increase/decrease in rates (+/-) | | | -16.03% |
| 13. Annual increase/decrease in taxes if proposed tax rate is adopted | | \$ | (191.11) |
| 14. percentage of increase | | | -5.28% |

2022 Developed Water District Tax Rate Calculations

Belvedere MUD

July 25, 2022

Voter-Approval Tax Rate Worksheet

| | | |
|------------------------------------------------------------------------------------------------------------------------------------------------------------------------------------------------|------|----------------------|
| 1. 2021 average appraised value of residence homestead | \$ | 1,484,779 |
| 2. 2021 general exemptions available for the average homestead (excluding senior citizen's or disabled person's exemptions) | - \$ | 120,852 |
| 3. 2021 average taxable value of residence homestead (line 1 minus line 2) | = \$ | 1,363,927 |
| 4. 2021 adopted M&O tax rate (per \$100 of value) | x \$ | 0.0850 /\$100 |
| 5. 2021 M&O tax on average residence homestead (multiply line 3 by line 4, divide by \$100) | = \$ | 1,159.34 |
| 6. Highest M&O tax on average residence homestead with increase (multiply line 5 by 1.035) | = \$ | 1,199.92 |
| 7. 2022 average appraised value of residence homestead | \$ | 2,238,980 |
| 8. 2022 general exemptions available for the average homestead (excluding senior citizen's or disabled person's exemptions) | - \$ | 700,417 |
| 9. 2022 average taxable value of residence homestead (line 7 minus line 8) | = \$ | 1,538,563 |
| 10. Highest 2022 M&O Tax Rate (line 6 divided by line 9, multiply by 100) | \$ | 0.0779 /\$100 |
| 11. 2022 Debt Tax Rate | + \$ | 0.1450 /\$100 |
| 12. 2022 Contract Tax Rate | + \$ | 0.0000 /\$100 |
| 13. 2021 unused increment rate (Subtract the 2021 actual tax rate and the 2021 unused increment rate from the 2021 voter-approval tax rate. If the number is less than zero, enter zero) | = \$ | 0.0000 /\$100 |
| 14. 2020 unused increment rate (If the year is prior to 2021, enter zero) | + \$ | 0.0000 /\$100 |
| 15. 2019 unused increment rate (If the year is prior to 2021, enter zero) | + \$ | 0.0000 /\$100 |
| 16. 2022 total unused increment rate (add lines 13, 14, and 15) | = \$ | 0.0000 /\$100 |
| 17. 2022 Voter-Approval Tax Rate (add lines 10, 11, 12, and 16) | = \$ | 0.2229 /\$100 |

Mandatory Election Tax Rate

| | | | | |
|-----|--------------------------------------------------------------------------------------------------------------------------------------------------------|------|--------------|--------|
| 18. | 2021 average taxable value of residence homestead (enter the amount from Line 3) | = \$ | 1,363,927.00 | |
| 19. | 2021 adopted total tax rate | x \$ | 0.2650 | /\$100 |
| 20. | 2021 total tax on average residence homestead (multiply Line 18 by Line 19, divide by \$100) 2022 mandatory election amount of taxes per average | = \$ | 3,614.41 | |
| 21. | residence homestead (multiply Line 20 by 1.035) 2022 mandatory election tax rate, before unused | = \$ | 3,740.91 | |
| 22. | increment (Line 21 divided by Line 9, multiply by \$100) | = \$ | 0.2431 | /\$100 |
| 23. | 2022 mandatory tax election tax rate (add Line 16 and Line 22) | = \$ | 0.2431 | /\$100 |

TRAVIS CENTRAL APPRAISAL DISTRICT

BOARD OFFICERS

JAMES VALADEZ
CHAIRPERSON
THERESA BASTIAN
VICE CHAIRPERSON
NICOLE CONLEY
SECRETARY/TREASURER



MARYA CRIGLER
CHIEF APPRAISER

BOARD MEMBERS

TOM BUCKLE
DEBORAH CARTWRIGHT
BRUCE ELFANT
VIVEK KULKARNI
ELIZABETH MONTOYA
FELIPE ULLOA
BLANCA ZAMORA-GARCIA

BELVEDERE MUD
PETER GOLDE, PRESIDENT
C/O STEFANIE ALBRIGHT
816 CONGRESS AVE, STE 1900
AUSTIN, TX 78701

RECEIVED

JUL 25 2022

Lloyd Gosselink

07/18/2022

Jurisdiction: BELVEDERE MUD - 1K

Re: Certification of 2021 and 2020 Appraisal Roll

I, Marya Crigler, Chief Appraiser of the Travis Central Appraisal District hereby certify your 2021 and 2020 Appraisal Rolls subject to appeals pending before the Appraisal Review Board. (See attachment)

Sincerely,
Marya Crigler
Chief Appraiser

Enclosure

| | CERTIFIED | UNDER REVIEW | TOTAL |
|------------------------------------|---------------------|-------------------|---------------------|
| REAL PROPERTY & MFT HOMES | (Count) (235) | (Count) (0) | (Count) (235) |
| Land HS Value | 37,098,794 | 0 | 37,098,794 |
| Land NHS Value | 4,436,195 | 0 | 4,436,195 |
| Ag Land Market Value | 0 | 0 | 0 |
| Total Land Value | 41,534,989 | 0 | 41,534,989 |
| Improvement HS Value | 172,670,227 | 0 | 172,670,227 |
| Improvement NHS Value | 1,056,688 | 0 | 1,056,688 |
| Total Improvement | 173,726,915 | 0 | 173,726,915 |
| Market Value | 215,261,904 | 0 | 215,261,904 |
| BUSINESS PERSONAL PROPERTY | (5) | (0) | (5) |
| Market Value | 197,296 | 0 | 197,296 |
| OIL & GAS / MINERALS | (0) | (0) | (0) |
| Market Value | 0 | 0 | 0 |
| OTHER (Intangibles) | (0) | (0) | (0) |
| Market Value | 0 | 0 | 0 |
| | (Total Count) (240) | (Total Count) (0) | (Total Count) (240) |
| TOTAL MARKET | 215,459,200 | 0 | 215,459,200 |
| Ag Land Market Value | 0 | 0 | 0 |
| Ag Use | 0 | 0 | 0 |
| Ag Loss (-) | 0 | 0 | 0 |
| APPRAISED VALUE | 215,459,200 | 0 | 215,459,200 |
| | 100.0% | 0.0% | 100.0% |
| HS CAP Limitation Value (-) | 0 | 0 | 0 |
| NET APPRAISED VALUE | 215,459,200 | 0 | 215,459,200 |
| Total Exemption Amount | 489,860 | 0 | 489,860 |
| NET TAXABLE | 214,969,340 | 0 | 214,969,340 |
| TAX LIMIT/FREEZE ADJUSTMENT | 0 | 0 | 0 |
| LIMIT ADJ TAXABLE (I&S) | 214,969,340 | 0 | 214,969,340 |
| CHAPTER 313 ADJUSTMENT | 0 | 0 | 0 |
| LIMIT ADJ TAXABLE (M&O) | 214,969,340 | 0 | 214,969,340 |

APPROX TOTAL LEVY = NET TAXABLE * (TAX RATE / 100)
 \$634,159.55 = 214,969,340 * 0.295000 / 100)

| EXEMPTIONS | | CERTIFIED | | UNDER REVIEW | | TOTAL | |
|---------------|------------------|----------------|----------|--------------|----------|----------------|----------|
| Code | Method | Total | Count | Total | Count | Total | Count |
| DV1 | DV1 - Conversion | 5,000 | 1 | 0 | 0 | 5,000 | 1 |
| DV4 | DV4 - Conversion | 12,000 | 1 | 0 | 0 | 12,000 | 1 |
| DVHS | DVHS | 0 | 0 | 0 | 0 | 0 | 0 |
| DVHS | DVHS-Prorated | 451,979 | 1 | 0 | 0 | 451,979 | 1 |
| SO | SO - Conversion | 20,881 | 1 | 0 | 0 | 20,881 | 1 |
| Total: | | 489,860 | 4 | 0 | 0 | 489,860 | 4 |

| | CERTIFIED | UNDER REVIEW | TOTAL |
|------------------------------------|---------------------|-------------------|---------------------|
| REAL PROPERTY & MFT HOMES | (Count) (235) | (Count) (0) | (Count) (235) |
| Land HS Value | 51,289,960 | 0 | 51,289,960 |
| Land NHS Value | 5,717,985 | 0 | 5,717,985 |
| Ag Land Market Value | 0 | 0 | 0 |
| Total Land Value | 57,007,945 | 0 | 57,007,945 |
| Improvement HS Value | 214,021,984 | 0 | 214,021,984 |
| Improvement NHS Value | 283,568 | 0 | 283,568 |
| Total Improvement | 214,305,552 | 0 | 214,305,552 |
| Market Value | 271,313,497 | 0 | 271,313,497 |
| BUSINESS PERSONAL PROPERTY | (7) | (0) | (7) |
| Market Value | 235,802 | 0 | 235,802 |
| OIL & GAS / MINERALS | (0) | (0) | (0) |
| Market Value | 0 | 0 | 0 |
| OTHER (Intangibles) | (0) | (0) | (0) |
| Market Value | 0 | 0 | 0 |
| | (Total Count) (242) | (Total Count) (0) | (Total Count) (242) |
| TOTAL MARKET | 271,549,299 | 0 | 271,549,299 |
| Ag Land Market Value | 0 | 0 | 0 |
| Ag Use | 0 | 0 | 0 |
| Ag Loss (-) | 0 | 0 | 0 |
| APPRAISED VALUE | 271,549,299 | 0 | 271,549,299 |
| | 100.0% | 0.0% | 100.0% |
| HS CAP Limitation Value (-) | 19,124,574 | 0 | 19,124,574 |
| NET APPRAISED VALUE | 252,424,725 | 0 | 252,424,725 |
| Total Exemption Amount | 1,601,770 | 0 | 1,601,770 |
| NET TAXABLE | 250,822,955 | 0 | 250,822,955 |
| TAX LIMIT/FREEZE ADJUSTMENT | 0 | 0 | 0 |
| LIMIT ADJ TAXABLE (I&S) | 250,822,955 | 0 | 250,822,955 |
| CHAPTER 313 ADJUSTMENT | 0 | 0 | 0 |
| LIMIT ADJ TAXABLE (M&O) | 250,822,955 | 0 | 250,822,955 |

APPROX TOTAL LEVY = NET TAXABLE * (TAX RATE / 100)
 \$664,680.83 = 250,822,955 * 0.265000 / 100)

| EXEMPTIONS | | CERTIFIED | | UNDER REVIEW | | TOTAL | |
|---------------|------------------|------------------|----------|--------------|----------|------------------|----------|
| Code | Method | Total | Count | Total | Count | Total | Count |
| DV1 | DV1 - Conversion | 5,000 | 1 | 0 | 0 | 5,000 | 1 |
| DV2 | DV2 | 0 | 1 | 0 | 0 | 0 | 1 |
| DV4 | DV4 - Conversion | 12,000 | 1 | 0 | 0 | 12,000 | 1 |
| DVHS | DVHS | 1,563,558 | 1 | 0 | 0 | 1,563,558 | 1 |
| DVHS | DVHS-Prorated | 0 | 0 | 0 | 0 | 0 | 0 |
| SO | SO - Conversion | 21,212 | 1 | 0 | 0 | 21,212 | 1 |
| Total: | | 1,601,770 | 5 | 0 | 0 | 1,601,770 | 5 |

ITEM 7

West, Davis & Company
Audit Services Engagement Letter

WEST, DAVIS & COMPANY

A LIMITED LIABILITY PARTNERSHIP

July 31, 2022

Board of Directors
Belvedere Municipal Utility District
Lloyd Gosselink Rochelle & Townsend
816 Congress Ave, Suite 1900
Austin, Texas 78701

We are pleased to confirm our understanding of the services we are to provide the Belvedere Municipal Utility District No. 1 (the “District”) for the year ended September 30, 2022. We will audit the financial statements of the governmental activities, each major fund, and the aggregate remaining fund information, including the related notes to the financial statements, which collectively comprise the District’s basic financial statements, as of and for the year ended September 30, 2022. Accounting standards generally accepted in the United States of America (GAAP) provide for certain required supplementary information (RSI), such as management’s discussion and analysis (MD&A), to supplement the District’s basic financial statements. Such information, although not a part of the basic financial statements, is required by the Governmental Accounting Standards Board who considers it to be an essential part of financial reporting for placing the basic financial statements in an appropriate operational, economic, or historical context. As part of our engagement, we will apply certain limited procedures to the District’s RSI in accordance with auditing standards generally accepted in the United States of America (GAAS). These limited procedures will consist of inquiries of management regarding the methods of preparing the information and comparing the information for consistency with management’s responses to our inquiries, the basic financial statements, and other knowledge we obtained during our audit of the basic financial statements. We will not express an opinion or provide any assurance on the information because the limited procedures do not provide us with sufficient evidence to express an opinion or provide any assurance. The following RSI is required by GAAP and will be subjected to certain limited procedures, but will not be audited:

1. Management’s Discussion and Analysis
2. General Fund Budget Comparison.

We have also been engaged to report on supplementary information other than RSI that accompanies the District’s basic financial statements. We will subject the following supplementary information to the auditing procedures applied in our audit of the financial statements and certain additional procedures, including comparing and reconciling such information directly to the underlying accounting and other records used to prepare the financial statements or to the financial statements themselves, and other additional procedures in accordance with GAAS, and we will provide an opinion on it in relation to the financial statements as a whole in a report combined with our auditor’s report on the financial statements:

1. TCEQ required schedules.

Audit Objectives

The objectives of our audit are to obtain reasonable assurance as to whether the financial statements as a whole are free from material misstatement, whether due to fraud or error, issue an auditor's report that includes our opinion about whether your financial statements are fairly presented, in all material respects, in conformity with GAAP and report on the fairness of the supplementary information referred to in the second paragraph when considered in relation to the financial statements taken as a whole. Reasonable assurance is a high level of assurance but is not absolute assurance and therefore is not a guarantee that an audit conducted in accordance with GAAS will always detect a material misstatement when it exists. Misstatements, including omissions, can arise from fraud or error and are considered material if there is a substantial likelihood that, individually or in the aggregate, they would influence the judgment of a reasonable user made based on the financial statements.

Auditor's Responsibilities for the Audit of the Financial Statements

We will conduct our audit in accordance with GAAS and will include tests of your accounting records and other procedures we consider necessary to enable us to express such opinions. As part of an audit in accordance with GAAS, we exercise professional judgment and maintain professional skepticism throughout the audit.

We will evaluate the appropriateness of accounting policies used and the reasonableness of significant accounting estimates made by management. We will also evaluate the overall presentation of the financial statements, including the disclosures, and determine whether the financial statements represent the underlying transactions and events in a manner that achieves fair presentation. We will plan and perform the audit to obtain reasonable assurance about whether the financial statements are free of material misstatement, whether from (1) errors, (2) fraudulent financial reporting, (3) misappropriation of assets, or (4) violations of laws or governmental regulations that are attributable to the government or to acts by management or employees acting on behalf of the government.

Because of the inherent limitations of an audit, combined with the inherent limitations of internal control, and because we will not perform a detailed examination of all transactions, there is an unavoidable risk that some material misstatements may not be detected by us, even though the audit is properly planned and performed in accordance with GAAS. In addition, an audit is not designed to detect immaterial misstatements or violations of laws or governmental regulations that do not have a direct and material effect on the financial statements. However, we will inform the appropriate level of management of any material errors, fraudulent financial reporting, or misappropriation of assets that comes to our attention. We will also inform the appropriate level of management of any violations of laws or governmental regulations that come to our attention, unless clearly inconsequential. Our responsibility as auditors is limited to the period covered by our audit and does not extend to any later periods for which we are not engaged as auditors.

We will also conclude, based on the audit evidence obtained, whether there are conditions or events, considered in the aggregate, that raise substantial doubt about the government's ability to continue as a going concern for a reasonable period of time.

Our procedures will include tests of documentary evidence supporting the transactions recorded in the accounts, tests of the physical existence of inventories, and direct confirmation of receivables and certain assets and liabilities by correspondence with selected customers, creditors, and financial institutions. We will also request written representations from your attorneys as part of the engagement.

We may, from time to time and depending on the circumstances, use third-party service providers in serving your account. We may share confidential information about you with these service providers but remain committed to maintaining the confidentiality and security of your information. Accordingly, we maintain internal policies, procedures, and safeguards to protect the confidentiality of your personal information. In addition, we will secure confidentiality agreements with all service providers to maintain the confidentiality of your information and we will take reasonable precautions to determine that they have appropriate procedures in place to prevent the unauthorized release of your confidential information to others. In the event that we are unable to secure an appropriate confidentiality agreement, you will be asked to provide your consent prior to the sharing of your confidential information with the third-party service provider. Furthermore, we will remain responsible for the work provided by any such third-party service providers.

Our audit of the financial statements does not relieve you of your responsibilities.

Audit Procedures—Internal Control

We will obtain an understanding of the District and its environment, including internal control relevant to the audit, sufficient to identify and assess the risks of material misstatement of the financial statements, whether due to error or fraud, and to design and perform audit procedures responsive to those risks and obtain evidence that is sufficient and appropriate to provide a basis for our opinions. The risk of not detecting a material misstatement resulting from fraud is higher than for one resulting from error, as fraud may involve collusion, forgery, intentional omissions, misrepresentation, or the override of internal control. An audit is not designed to provide assurance on internal control or to identify deficiencies in internal control. Accordingly, we will express no such opinion. However, during the audit, we will communicate to management and those charged with governance internal control related matters that are required to be communicated under AICPA professional standards.

Audit Procedures—Compliance

As part of obtaining reasonable assurance about whether the financial statements are free of material misstatement, we will perform tests of the District's compliance with the provisions of applicable laws, regulations, contracts, and agreements. However, the objective of our audit will not be to provide an opinion on overall compliance, and we will not express such an opinion.

Other Services

We will also prepare the financial statements of the District in conformity with U.S. generally accepted accounting principles based on information provided by you. We will perform the services in accordance with applicable professional standards. The other services are limited to the financial statement services previously defined. We, in our sole professional judgment, reserve the

right to refuse to perform any procedure or take any action that could be construed as assuming management responsibilities.

You agree to assume all management responsibilities for the financial statement preparation services and any other nonattest services we provide; oversee the services by designating an individual, preferably from senior management, with suitable skill, knowledge, or experience; evaluate the adequacy and results of the services; and accept responsibility for them.

Responsibilities of Management for the Financial Statements

Our audit will be conducted on the basis that you acknowledge and understand your responsibility for designing, implementing, and maintaining internal controls relevant to the preparation and fair presentation of financial statements that are free from material misstatement, whether due to fraud or error, including monitoring ongoing activities; for the selection and application of accounting principles; and for the preparation and fair presentation of the financial statements in conformity with accounting principles generally accepted in the United States of America with the oversight of those charged with governance.

Management is responsible for making drafts of financial statements, all financial records, and related information available to us and for the accuracy and completeness of that information (including information from outside of the general and subsidiary ledgers). You are also responsible for providing us with (1) access to all information of which you are aware that is relevant to the preparation and fair presentation of the financial statements, such as records, documentation, identification of all related parties and all related-party relationships and transactions, and other matters; (2) additional information that we may request for the purpose of the audit; and (3) unrestricted access to persons within the government from whom we determine it necessary to obtain audit evidence. At the conclusion of our audit, we will require certain written representations from you about the financial statements and related matters.

Your responsibilities include adjusting the financial statements to correct material misstatements and confirming to us in the management representation letter that the effects of any uncorrected misstatements aggregated by us during the current engagement and pertaining to the latest period presented are immaterial, both individually and in the aggregate, to the financial statements of each opinion unit taken as a whole.

You are responsible for the design and implementation of programs and controls to prevent and detect fraud, and for informing us about all known or suspected fraud affecting the government involving (1) management, (2) employees who have significant roles in internal control, and (3) others where the fraud could have a material effect on the financial statements. Your responsibilities include informing us of your knowledge of any allegations of fraud or suspected fraud affecting the government received in communications from employees, former employees, grantors, regulators, or others. In addition, you are responsible for identifying and ensuring that the government complies with applicable laws and regulations.

You are responsible for the preparation of the supplementary information in conformity with accounting principles generally accepted in the United States of America (GAAP). You agree to

include our report on the supplementary information in any document that contains, and indicates that we have reported on, the supplementary information. You also agree to [include the audited financial statements with any presentation of the supplementary information that includes our report thereon OR make the audited financial statements readily available to users of the supplementary information no later than the date the supplementary information is issued with our report thereon]. Your responsibilities include acknowledging to us in the representation letter that (1) you are responsible for presentation of the supplementary information in accordance with GAAP; (2) you believe the supplementary information, including its form and content, is fairly presented in accordance with GAAP; (3) the methods of measurement or presentation have not changed from those used in the prior period (or, if they have changed, the reasons for such changes); and (4) you have disclosed to us any significant assumptions or interpretations underlying the measurement or presentation of the supplementary information.

Audit Administration, Fees, and Other

We understand that your employees or consultants will prepare all cash or other confirmations we request and will locate any documents selected by us for testing.

The audit documentation for this engagement is the property of West, Davis and Company and constitutes confidential information. However, subject to applicable laws and regulations, audit documentation and appropriate individuals will be made available upon request and in a timely manner to TCEQ or its designee. We will notify you of any such request. If requested, access to such audit documentation will be provided under the supervision of West, Davis and Company personnel. Furthermore, upon request, we may provide copies of selected audit documentation to TCEQ or its designee. TCEQ or its designee may intend or decide to distribute the copies or information contained therein to others, including other governmental agencies.

Bob West is the engagement partner and is responsible for supervising the engagement and signing the report or authorizing another individual to sign it. We expect to begin our audit on approximately October 1, 2022, and to issue our reports no later than December 31, 2022. Our fee for these services will be at our standard hourly rates plus out-of-pocket costs except that we agree that our gross fee will be approximately \$7,500. Our standard hourly rates vary according to the degree of responsibility involved and the experience level of the personnel assigned to your audit. Our invoice for these fees will be rendered upon completion of our work and are payable on presentation. The above fee is based on anticipated cooperation from your personnel and the assumption that unexpected circumstances will not be encountered during the audit. If significant additional time is necessary, we will discuss it with you and arrive at a new fee estimate before we incur the additional costs.

We will also be available to provide additional services to the District, upon the District's request. Our fee for any such additional services will be at our standard hourly rates.

Reporting

We will issue a written report upon completion of our audit of the District's financial statements. Our report will be addressed to the Board of Directors of the District. Circumstances may arise in

which our report may differ from its expected form and content based on the results of our audit. Depending on the nature of these circumstances, it may be necessary for us to modify our opinions, add a separate section, or add an emphasis-of-matter or other-matter paragraph to our auditor's report, or if necessary, withdraw from this engagement. If our opinions are other than unmodified, we will discuss the reasons with you in advance. If, for any reason, we are unable to complete the audit or are unable to form or have not formed opinions, we may decline to express opinions or withdraw from this engagement.

We appreciate the opportunity to be of service to the District and believe this letter accurately summarizes the significant terms of our engagement. If you have any questions, please let us know. If you agree with the terms of our engagement as described in this letter, please sign below and return a copy to us.

Sincerely,



Bob West, CPA
Partner

RESPONSE:

This letter correctly sets forth the understanding of Belvedere Municipal Utility District.

By: _____

Date: _____

Title: _____

ITEM 9.a

Engineer's Report

August 11, 2022

Board of Directors
Belvedere Municipal Utility District
c/o Lloyd Gosselink Rochelle & Townsend, P.C.
816 Congress Ave., Suite 1900
Austin, TX 78701

Re: Monthly Status Report
Belvedere MUD Regular Board Meeting of August 16, 2022

Dear Directors:

The following is a brief summary that describes our activities during the past two months:

1. Drainage Facilities

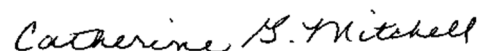
- a. Gabion in Drainage Easement – The contractor was authorized to remove the part of the gabion that extended to the adjacent residential lot, and the work was completed the week of July 11th.
- b. Flagler Ditch – The home builder made modifications to the existing ditch along the road and removed the berm that was installed by the MUD to prevent runoff from spilling out of the ditch and potentially affecting the neighboring home. We ran a hydraulic analysis to determine the ditch capacity needed to contain the flows noted in the LJA plans. The analysis results indicate that a 4-ft bottom ditch with a minimum 2-ft depth would be needed. We met with the homebuilder on August 8th and requested the depth adjustment.

2. Trail Facilities

- a. Quarterly Maintenance – Sunscape was scheduled to perform the third quarter trail maintenance this month. We are confirming the completion of the work.
- b. Amenity Center Lot Improvements – The HOA is coordinating with Fazzone on the plants that need to be replaced.

Should you have any questions or need additional information, please notify us.

Sincerely,



Catherine Garza Mitchell, PE

CGM/ocj

K:\16654\0900-22\MeetingFiles\StatusReports\STATUS REPORT for Belvedere 20220816.doc