

T Workshop Limited

Product Brochure



## Contents

Welcome!.....	4
Our Suppliers: .....	4
EHRLE HD RANGE – HOT WATER PRESSURE WASHER.....	5
HOT WATER, MOBILE OIL HEATED – SERIES ETRONIC I HD523 .....	5
HOT WATER, MOBILE OIL HEATED – SERIES ETRONIC I HD623 .....	6
HOT WATER, MOBILE OIL HEATED – SERIES ETRONIC I HD640 .....	6
HOT WATER, MOBILE OIL HEATED – SERIES ETRONIC II HD823 .....	7
HOT WATER, MOBILE OIL HEATED – SERIES ETRONIC II HD940 .....	7
HOT WATER, MOBILE OIL HEATED – SERIES ETRONIC II HD1140 .....	8
HOT WATER, MOBILE OIL HEATED – SERIES ETRONIC II HD1240 .....	8
EHRLE KD RANGE – COLD WATER PRESSURE WASHER .....	9
COLD WATER, MOBILE – SERIES 3x3 KD823 .....	9
COLD WATER, MOBILE – SERIES 4x4 KD1140 .....	9
EHRLE HSC RANGE – HOT WATER STATIONARY PRESSURE WASHER.....	10
HOT WATER, STATIONARY – HSC 1140.....	10
AIR INDUSTRIAL EQUIPMENT HORIZONTAL COMPRESSORS.....	11
HW25 .....	11
HW16 .....	11
KRANZLE K 1152 SERIES PRESSURE WASHER.....	12
KRANZLE K 1152 TST .....	12
KRANZLE K 1152 TS .....	12
KRANZLE PORTABLE SERIES PRESSURE WASHER.....	13
KRANZLE HD K 7/122.....	13
KRANZLE HD K 10/122 .....	13
KRANZLE K 2000 SERIES PRESSURE WASHER.....	14
KRANZLE K 2160 TST .....	14
KRANZLE K 2160 TS .....	14
SIP GENERATORS.....	15
SIP Medusa T3002 Generator .....	15
SIP Medusa T5501 Generator .....	15
SIP PUMPS.....	16
SIP 2" PETROL DRIVEN WATER PUMP.....	16
SIP SUB 1100-SS DIRTY WATER PUMP .....	16

# T Workshop Ltd

'Our Reputation Means a Great Deal'

SIP COMPRESSOR.....	17
SIP TN3/100-D Air Compressor .....	17
AVELAIR ROTARY AIR SCREW COMPRESSORS .....	18
AVELAIR ROTARY SCREW AIR COMPRESSOR EVO 7.5.....	18
AVELAIR ROTARY SCREW AIR COMPRESSOR EVO 11.....	18
EVOLUTION 2 SERIES – ENGINE DRIVEN COLD WATER PRESSURE WASHER.....	19
EVOLUTION 2 PETROL HONDA ENGINE PRESSURE WASHER.....	19
COBRA PETROL PRESSURE WASHERS .....	20
Cobra 12150 Petrol Pressure Washer.....	20
Cobra 13200 Petrol Pressure Washer.....	20
Cobra 15250 Petrol Pressure Washer.....	21
Cobra 16200 Petrol Pressure Washer.....	21

## Welcome!

T Workshop Ltd sells a number of products such as: heating equipment, pressure washers, service packs, chemical and industrial cleaning vacuums.

This product brochures gives specification on a number of these items. If you cannot see a product you're looking for then get in touch!

Our heating equipment products can be found on our website:

[www.twlimited.co.uk/heating-equipment](http://www.twlimited.co.uk/heating-equipment)

If you're interested in any of these products then please call us on 01449 766 157, email us at [sales@tworkshop.co.uk](mailto:sales@tworkshop.co.uk) or visit our website [www.twlimited.co.uk](http://www.twlimited.co.uk)

## Our Suppliers:





AIR INDUSTRIAL EQUIPMENT CO.  
COMPRESSED AIR SALES AND SERVICE





# EHRLE HD RANGE – HOT WATER PRESSURE WASHER


**!!NEW EHRLE MODEL!!**


HOT WATER, MOBILE OIL HEATED – SERIES ETRONIC I HD523	
	<b>Operating Pressure:</b> 30-120bar / 3-12MPA
	<b>Max Flow:</b> 10 Litres Per Minute
	<b>Hot Water Capacity:</b> 30 – 98 °C (150 °C)
	<b>Weight:</b> 139Kg
<p>Robust, corrosion-resistant, self-supporting device chassis, impact-resistant device-cover made of ABS, triplex-piston pump with brass pump head, high performance stainless steel pistons, stainless-steel valves, leakage-return, Etronic I - controls: (Start-stop system with switch-off delay, total-switch-off after 20min) 2 motors system (independent of the direction of rotation) separately for H.P.-Pump and heating, unloader safety-valve c/w infinitely variable pressure and quantity regulation, 2 large rubber wheels for rough terrain, with a patented wheel brake and swivel-caster, storage possibility for all accessories, integrated diesel-tank 22l, robust rotary on-off switch, 8m connection cable, removable ergonomic drawbar, Hose-reel for H.P. Hose and cord-reel for electric cord.</p>	


HOT WATER, MOBILE OIL HEATED – SERIES ETRONIC I HD623		
	Operating Pressure:	2130-160bar / 3-16MPA
	Max Flow:	10 Litres Per Minute
	Hot Water Capacity:	30 – 98 °C (150 °C)
	Weight:	149Kg

HOT WATER, MOBILE OIL HEATED – SERIES ETRONIC I HD640		
Operating Pressure:	2130-180bar / 3-18MPA	
Max Flow:	10 Litres Per Minute	
Hot Water Capacity:	30 – 98 °C (150 °C)	
Weight:	157Kg	

HOT WATER, MOBILE OIL HEATED – SERIES ETRONIC II HD823		
	Operating Pressure:	2130-140bar / 3-14MPA
	Max Flow:	12 Litres Per Minute
	Hot Water Capacity:	30 – 90 °C (150 °C)
	Weight:	158Kg

HOT WATER, MOBILE OIL HEATED – SERIES ETRONIC II HD940		
Operating Pressure:	2130-190bar / 3-19MPA	
Max Flow:	14 Litres Per Minute	
Hot Water Capacity:	30 – 90 °C (150 °C)	
Weight:	159Kg	

HOT WATER, MOBILE OIL HEATED – SERIES ETRONIC II HD1140		
	Operating Pressure:	30-230bar / 3-23MPA
	Flow:	15 Litres Per Minute
	Hot Water Capacity:	30 – 98 °C (150 °C)
	Weight:	178Kg

HOT WATER, MOBILE OIL HEATED – SERIES ETRONIC II HD1240		
Operating Pressure:	30-160bar / 3-16MPA	
Flow:	20 Litres Per Minute	
Hot Water Capacity:	30 – 98 °C (150 °C)	
Weight:	177Kg	




## EHRLE KD RANGE – COLD WATER PRESSURE WASHER

COLD WATER, MOBILE – SERIES 3x3 KD823		
	Operating Pressure:	2130-140bar / 3-14MPA
	Max Flow:	12 Litres Per Minute
	Weight:	158Kg


COLD WATER, MOBILE – SERIES 4x4 KD1140		
Operating Pressure:	2130-250bar / 3-25MPA	
Flow:	16 Litres Per Minute	
Weight:	89Kg	


## EHRLE HSC RANGE – HOT WATER STATIONARY PRESSURE WASHER

HOT WATER, STATIONARY – HSC 1140		
	Operating Pressure:	2130-180bar / 3-18MPA
	Flow:	16 Litres Per Minute
	Hot Water Capacity:	30 – 98 °C (150 °C)
	Weight:	301Kg





## AIR INDSTURIAL EQUIPMENT HORIZITONAL COMPRESSORS

HW25		
	Max Working Pressure:	150psi / 10.3 bar
	Displacement CFM/L/min	23.0 / 650
	Free Air Delivered@100psi (7 bar) CFM/L/min:	17.2/485
	Dimensions:	147cm (L) x 48cm (W) x 112cm (H)
	Weight:	215Kg


HW16		
Max Working Pressure:	150psi / 10.3 bar	
Displacement CFM/L/min	16 / 455	
Free Air Delivered@100psi (7 bar) CFM/L/min:	10.6 / 300	
Dimensions:	140cm (L) x 44cm (W) x 93cm (H)	
Weight:	113Kg	


## KRANZLE K 1152 SERIES PRESSURE WASHER

KRANZLE K 1152 TST		
	Operating Pressure:	2130-130bar / 3-13MPA
	Flow:	10 Litres Per Minute
	Dimensions:	36cm (L) x 36.5 (W) x 87 (H)
	Weight:	31.5Kg


KRANZLE K 1152 TS		
Operating Pressure:	2130-130bar / 3-13MPA	
Flow:	10 Litres Per Minute	
Dimensions:	36cm (L) x 36.5 (W) x 87 (H)	
Weight:	29Kg	


## KRANZLE PORTABLE SERIES PRESSURE WASHER

KRANZLE HD K 7/122		
	Operating Pressure:	2130-120bar / 3-12MPA
	Flow:	7 Litres Per Minute
	Weight:	22Kg


KRANZLE HD K 10/122		
Operating Pressure:	2130-120bar / 3-12MPA	
Flow:	10 Litres Per Minute	
Weight:	23Kg	


## KRANZLE K 2000 SERIES PRESSURE WASHER

KRANZLE K 2160 TST		
	Operating Pressure:	2130-130bar / 3-13MPA
	Flow:	11 Litres Per Minute
	Dimensions:	37.5cm (L) x 36 (W) x 90 (H)
	Weight:	39.5Kg


KRANZLE K 2160 TS		
Operating Pressure:	30-130bar / 3-13MPA	
Flow:	11 Litres Per Minute	
Dimensions:	37.5cm (L) x 36 (W) x 90 (H)	
Weight:	37Kg	


## SIP GENERATORS

SIP Medusa T3002 Generator		
	Horse Power (Hp)	6Hp
	Fuel Tank:	15 Litres
	Approx Running Time:	11 Hours
	Weight:	47Kg

SIP Medusa T5501 Generator		
	Horse Power (Hp)	13Hp
	Fuel Tank:	25 Litres
	Approx Running Time:	10 Hours
	Weight:	91.5Kg

## SIP PUMPS

SIP 2" PETROL DRIVEN WATER PUMP		
	Horse Power (Hp)	7Hp
	Max Pumping Head:	28m
	Flow Rate:	600Lpm
	Max Suction Head:	8m


SIP SUB 1100-SS DIRTY WATER PUMP		
Motor:	1000w	
Max Pumping Head:	11m	
Flow Rate:	242Lpm	
Operating Depth:	8m	




## SIP COMPRESSOR


SIP TN3/100-D Air Compressor		
	Max Working Pressure:	130psi / 9 bar
	Displacement CFM/L/min	14 / 397
	Free Air Delivered@100psi (7 bar) CFM/L/min:	9.5 / 269
	Dimensions:	1070mm (L) x 820mm (W) x 370cm (H)
	Weight:	56Kg

## AVELAIR ROTARY AIR SCREW COMPRESSORS

AVELAIR ROTARY SCREW AIR COMPRESSOR EVO 7.5		
	Type	Fixed Speed – Base Mounted
	Motor	7.5kW
	Motor Type	High Efficiency IE3
	Output:	27 cfm at 13 bar 24 cfm at 14 bar


AVELAIR ROTARY SCREW AIR COMPRESSOR EVO 11		
Type	Fixed Speed – Base Mounted	 <p>Note: Option for Mounted Receiver for Evo 11 only</p>
Motor	11kW	
Motor Type	High Efficiency IE3	
Output:	38 cfm at 13 bar 34 cfm at 14 bar	


## EVOLUTION 2 SERIES – ENGINE DRIVEN COLD WATER PRESSURE WASHER


EVOLUTION 2 PETROL HONDA ENGINE PRESSURE WASHER		
	<b>Operating Pressure:</b>	200 Bar / 2900PSI
	<b>Max Flow:</b>	15 Litres Per Minute
	<b>Fuel Capacity:</b>	6.1 Litres
	<b>Engine:</b>	Honda GX340 With Oil Alert
	<b>Weight:</b>	64Kg



## COBRA PETROL PRESSURE WASHERS

Cobra 12150 Petrol Pressure Washer		
	Operating Pressure:	150 Bar / 2175 psi
	Flow:	12 Litres Per Minute
	Engine:	Honda GX160 Petrol Engine
	Fuel Capacity:	3.1 Litres
	Weight:	36K

Cobra 13200 Petrol Pressure Washer		
	Operating Pressure:	200 Bar / 2900 psi
	Flow:	13 Litres Per Minute
	Engine:	Honda GX240 Petrol Engine
	Fuel Capacity:	5.3 Litres
	Weight:	48Kg

Cobra 15250 Petrol Pressure Washer		
	Operating Pressure:	250 Bar / 3625 psi
	Flow:	15 Litres Per Minute
	Engine:	Honda GX390 Petrol Engine
	Fuel Capacity:	6.1 Litres
	Weight:	60Kg

Cobra 16200 Petrol Pressure Washer		
	Operating Pressure:	200 Bar / 2900 psi
	Flow:	16 Litres Per Minute
	Engine:	Honda GX340 Petrol Engine
	Fuel Capacity:	6.1 Litres
	Weight:	55Kg

# T Workshop Ltd

'Our Reputation Means a Great Deal'



# T Workshop Ltd

'Our Reputation Means a Great Deal'

Wash Lane  
Mendlesham  
Stowmarket IP14 5TD

Telephone: 01449 766157  
Email: [sales@tworkshop.co.uk](mailto:sales@tworkshop.co.uk)  
Website: [www.twlimited.co.uk](http://www.twlimited.co.uk)

Compressors

| Heating Equipment

| Pressure Washers

