

Open Division AGNB Standings

Rankings are based on each competitor's BEST 6 classifier percentages. All classifiers are considered. Only competitors with 6 or more classifiers are ranked.

Rank	Class	Name	Best C1	Best C2	Best C3	Best C4	Best C5	Best C6	Overall Percentage AVG
1	M	Thorsten, Tyler	C4 - 100.00%	C7 - 100.00%	C1 - 97.91%	C8 - 95.27%	C9 - 91.64%	C3 - 89.95%	95.80%
2	A	Turner, Archie	C6 - 100.00%	C14 - 98.00%	C7 - 97.22%	C12 - 93.03%	C13 - 90.66%	C9 - 90.03%	94.82%
3	A	Summer, Garrett	C8 - 100.00%	C1 - 95.64%	C12 - 95.45%	C11 - 94.56%	C4 - 94.41%	C7 - 88.88%	94.82%
4	A	Howard, Kyle	C2 - 100.00%	C9 - 100.00%	C8 - 92.00%	C3 - 91.62%	C10 - 89.26%	C12 - 85.79%	93.11%
5	A	Stack, Michael	C1 - 100.00%	C11 - 100.00%	C4 - 92.68%	C13 - 91.33%	C8 - 88.25%	C6 - 83.89%	92.69%
6	A	Olson, Mark	C5 - 100.00%	C8 - 91.55%	C10 - 89.70%	C9 - 89.28%	C7 - 87.43%	C14 - 85.78%	90.62%
7	A	Lewis, Jason	C10 - 100.00%	C12 - 100.00%	C1 - 95.46%	C13 - 82.72%	C5 - 82.65%	C6 - 81.82%	90.44%
8	A	Trahern, Andy	C8 - 94.79%	C1 - 92.80%	C12 - 91.39%	C14 - 82.00%	C7 - 79.81%	C4 - 74.55%	85.89%
9	B	Wooden, Patrick	C1 - 94.33%	C14 - 90.80%	C13 - 84.82%	C2 - 83.42%	C3 - 76.78%	C4 - 65.86%	82.67%
10	B	Yannuzzi, Randall	C8 - 91.18%	C14 - 85.85%	C12 - 84.42%	C10 - 76.94%	C5 - 76.26%	C13 - 73.29%	81.32%
11	B	Atkinson, Paul	C12 - 97.48%	C3 - 90.13%	C4 - 81.97%	C7 - 81.50%	C8 - 71.39%	C11 - 57.36%	79.97%
12	B	De La O, Ryan	C13 - 76.65%	C14 - 76.32%	C7 - 76.17%	C11 - 75.71%	C12 - 74.88%	C8 - 73.88%	75.60%
13	C	Coker, Cindy	C12 - 83.93%	C5 - 83.30%	C7 - 75.36%	C1 - 70.09%	C8 - 69.68%	C9 - 61.40%	73.96%
14	C	Koch, Trevor	C8 - 76.95%	C5 - 73.03%	C12 - 72.79%	C7 - 71.76%	C10 - 71.74%	C11 - 71.34%	72.94%
15	C	Turner, RJ	C3 - 100.00%	C14 - 88.20%	C13 - 87.35%	C4 - 66.29%	C5 - 60.66%	C6 - 33.36%	72.64%
16	C	Musso, Steve	C12 - 76.70%	C9 - 71.10%	C13 - 69.25%	C4 - 68.40%	C8 - 67.66%	C10 - 64.69%	69.63%
17	C	Passamaneck, Hunter	C12 - 96.93%	C7 - 87.22%	C11 - 80.06%	C9 - 68.56%	C8 - 63.33%	C10 - 16.73%	68.81%
18	C	Hillard, Devon	C12 - 75.06%	C8 - 74.94%	C9 - 70.87%	C5 - 69.69%	C11 - 65.46%	C10 - 54.67%	68.45%
19	C	Salvador, Mark	C12 - 87.99%	C5 - 69.45%	C9 - 66.43%	C11 - 65.13%	C8 - 59.94%	C7 - 55.88%	67.47%
20	C	Nicely, Tyler	C9 - 75.53%	C11 - 73.12%	C12 - 72.49%	C8 - 66.54%	C10 - 56.04%	C7 - 55.96%	66.61%
21	C	graham, brandon	C12 - 88.99%	C11 - 70.00%	C9 - 65.27%	C8 - 61.34%	C7 - 60.42%	C10 - 44.35%	65.06%
22	D	Garnett, Tatum	C12 - 80.78%	C7 - 64.77%	C8 - 64.17%	C14 - 60.41%	C11 - 56.81%	C4 - 55.05%	63.67%
23	D	Stuart, Trevor	C7 - 73.02%	C14 - 69.81%	C13 - 67.03%	C8 - 57.35%	C9 - 54.75%	C12 - 53.27%	62.54%
24	D	Mickiewicz, Adam	C7 - 73.05%	C9 - 71.73%	C12 - 65.16%	C10 - 64.59%	C8 - 61.68%	C11 - 32.48%	61.45%
25	D	Mathews, Ben	C12 - 76.72%	C11 - 74.67%	C8 - 72.07%	C7 - 68.40%	C9 - 51.62%	C10 - 17.58%	60.18%
26	D	Barnard, Christopher	C12 - 80.12%	C1 - 63.88%	C11 - 61.30%	C10 - 47.78%	C2 - 46.87%	C6 - 45.92%	57.65%
27	D	Peevy, Rick	C12 - 66.94%	C7 - 57.48%	C9 - 57.02%	C11 - 54.61%	C10 - 52.53%	C1 - 51.12%	56.62%
28	D	Toney, Carson	C11 - 62.34%	C8 - 56.68%	C13 - 55.92%	C9 - 55.65%	C14 - 55.15%	C12 - 51.91%	56.28%
29	D	stern, Mike	C11 - 64.03%	C12 - 63.82%	C9 - 56.31%	C8 - 55.33%	C7 - 50.08%	C10 - 45.70%	55.88%
30	D	Fredrickson, Andrew	C12 - 62.28%	C8 - 59.83%	C9 - 58.27%	C7 - 55.02%	C10 - 51.55%	C11 - 35.80%	53.79%
31	D	Kim, Ashley	C12 - 76.65%	C8 - 62.24%	C11 - 46.96%	C7 - 45.99%	C5 - 44.74%	C9 - 44.55%	53.52%
32	D	Laubhan, Geoff	C11 - 57.80%	C2 - 55.66%	C9 - 53.02%	C12 - 52.14%	C7 - 49.67%	C8 - 47.05%	52.56%
33	D	Miclette, Bailey	C12 - 65.74%	C14 - 57.72%	C13 - 56.75%	C11 - 49.56%	C9 - 39.09%	C7 - 38.90%	51.29%
34	D	Moore, Evan	C12 - 91.75%	C11 - 51.17%	C7 - 48.93%	C8 - 46.56%	C9 - 41.79%	C10 - 19.86%	50.01%
35	D	Banks, Joe	C2 - 68.54%	C9 - 61.15%	C11 - 50.40%	C7 - 41.69%	C8 - 38.13%	C1 - 29.82%	48.29%
36	D	Okada, Mike	C14 - 55.33%	C13 - 54.92%	C6 - 45.27%	C1 - 45.04%	C2 - 43.01%	C5 - 41.23%	47.47%
37	D	Martinez, Christian	C12 - 60.58%	C7 - 47.65%	C8 - 45.94%	C11 - 43.31%	C5 - 41.98%	C9 - 41.11%	46.76%
38	D	Prichard, John	C14 - 61.50%	C13 - 53.74%	C3 - 50.08%	C2 - 47.93%	C4 - 44.66%	C1 - 11.33%	44.87%
39	D	Miclette, Noah	C12 - 73.48%	C11 - 52.47%	C9 - 51.36%	C7 - 40.47%	C8 - 39.78%	C10 - 11.09%	44.78%
40	D	Rudnicki, Thomas	C5 - 54.35%	C1 - 53.34%	C4 - 42.47%	C3 - 39.24%	C2 - 38.25%	C6 - 31.23%	43.15%
41	D	Webber, Timothy	C12 - 60.26%	C9 - 47.71%	C11 - 37.13%	C8 - 36.75%	C2 - 29.55%	C7 - 28.78%	40.03%
42	D	Miclette, Connor	C7 - 46.82%	C12 - 46.22%	C9 - 44.23%	C8 - 40.31%	C11 - 35.54%	C10 - 14.45%	37.93%
43	D	Imm, Noah	C8 - 51.44%	C7 - 42.07%	C11 - 39.00%	C9 - 37.46%	C12 - 36.68%	C10 - 14.45%	36.85%
44	D	Watters, Paul	C11 - 47.64%	C12 - 37.95%	C8 - 36.68%	C9 - 34.65%	C7 - 31.59%	C10 - 31.42%	36.66%

Practical Division AGNB Standings

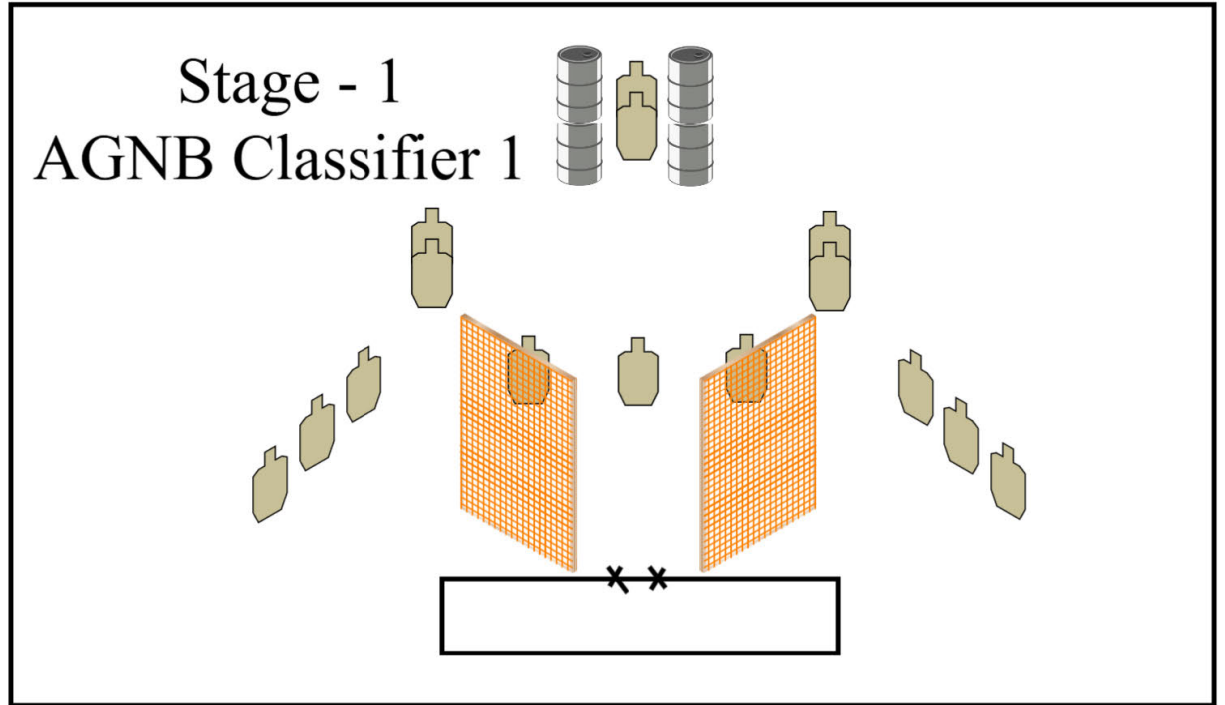
Classifications are based on each competitor's BEST 6 Practical classifier percentages. Only competitors with 6 or more classifiers are ranked.

Rank	Class	Name	Best C1	Best C2	Best C3	Best C4	Best C5	Best C6	Overall Percentage AVG
1	M	Sloan, Matheau	C14 - 100.00%	C7 - 99.56%	C13 - 98.85%	C8 - 98.62%	C12 - 98.30%	C11 - 96.53%	98.64%
2	M	Buckardt, Brent	C2 - 100.00%	C8 - 100.00%	C9 - 100.00%	C12 - 100.00%	C11 - 99.36%	C7 - 89.84%	98.20%
3	A	Gossett, Damon	C7 - 100.00%	C11 - 96.99%	C12 - 96.36%	C3 - 89.28%	C9 - 87.23%	C4 - 78.60%	91.41%
4	A	Lewis, Aaron	C6 - 100.00%	C11 - 92.28%	C8 - 87.37%	C7 - 85.06%	C12 - 84.54%	C5 - 83.07%	88.72%
5	B	Gorman, David	C11 - 100.00%	C7 - 91.80%	C8 - 87.41%	C12 - 85.55%	C10 - 77.51%	C9 - 65.26%	84.59%
6	B	Freeman, Justin	C5 - 100.00%	C11 - 86.81%	C7 - 78.14%	C13 - 74.44%	C6 - 72.93%	C12 - 72.55%	80.81%
7	B	Phung, Alex	C11 - 96.21%	C7 - 87.05%	C9 - 75.69%	C12 - 73.10%	C10 - 72.63%	C8 - 67.27%	78.66%
8	B	Risedorf, Marcus	C10 - 91.96%	C7 - 88.81%	C12 - 78.11%	C9 - 76.60%	C11 - 72.92%	C8 - 45.94%	75.72%
9	B	Johnson, Samuel	C3 - 83.59%	C1 - 83.22%	C14 - 78.62%	C5 - 78.24%	C13 - 72.95%	C6 - 56.48%	75.52%
10	C	Brannon, Rodney	C12 - 92.16%	C4 - 86.05%	C7 - 70.84%	C9 - 67.82%	C11 - 67.25%	C8 - 61.70%	74.30%
11	C	Samuel, Alan	C12 - 88.67%	C11 - 85.84%	C8 - 84.35%	C9 - 71.03%	C10 - 55.70%	C7 - 46.26%	71.98%
12	C	Doyle, Jake	C13 - 77.60%	C9 - 73.30%	C14 - 71.94%	C10 - 71.91%	C6 - 68.04%	C12 - 66.94%	71.62%
13	C	Bartlett, Samuel	C11 - 85.03%	C7 - 79.62%	C8 - 78.58%	C12 - 67.05%	C9 - 62.98%	C1 - 55.99%	71.54%
14	C	Daughdrill, Mason	C12 - 81.21%	C6 - 68.76%	C9 - 67.75%	C7 - 67.72%	C11 - 61.65%	C8 - 60.84%	67.99%
15	C	Koppie, Thomas	C10 - 80.75%	C12 - 76.55%	C7 - 72.86%	C8 - 64.99%	C11 - 52.81%	C9 - 50.56%	66.42%
16	C	Williams, Tavaris	C3 - 100.00%	C4 - 80.41%	C12 - 60.37%	C5 - 56.42%	C6 - 49.72%	C9 - 47.10%	65.67%
17	D	Schlosser, Max	C12 - 85.94%	C14 - 84.41%	C13 - 60.36%	C9 - 53.15%	C11 - 52.29%	C8 - 49.73%	64.31%
18	D	Keever, Cody	C9 - 84.71%	C10 - 82.85%	C11 - 61.60%	C7 - 56.20%	C8 - 55.65%	C12 - 43.92%	64.16%
19	D	Pacheco, Jesus	C10 - 100.00%	C12 - 77.12%	C9 - 60.46%	C7 - 53.60%	C8 - 49.12%	C11 - 31.24%	61.92%
20	D	Lopez, Michael	C10 - 89.79%	C11 - 59.92%	C7 - 59.70%	C12 - 55.40%	C8 - 52.29%	C9 - 50.46%	61.26%
21	D	Stelts, Richard	C3 - 79.49%	C5 - 77.31%	C1 - 61.16%	C4 - 59.02%	C6 - 38.35%	C2 - 31.42%	57.79%
22	D	Spindel, Ian	C12 - 74.30%	C8 - 70.92%	C9 - 57.75%	C11 - 52.67%	C10 - 50.26%	C7 - 30.54%	56.07%

Pistol Division AGNB Standings

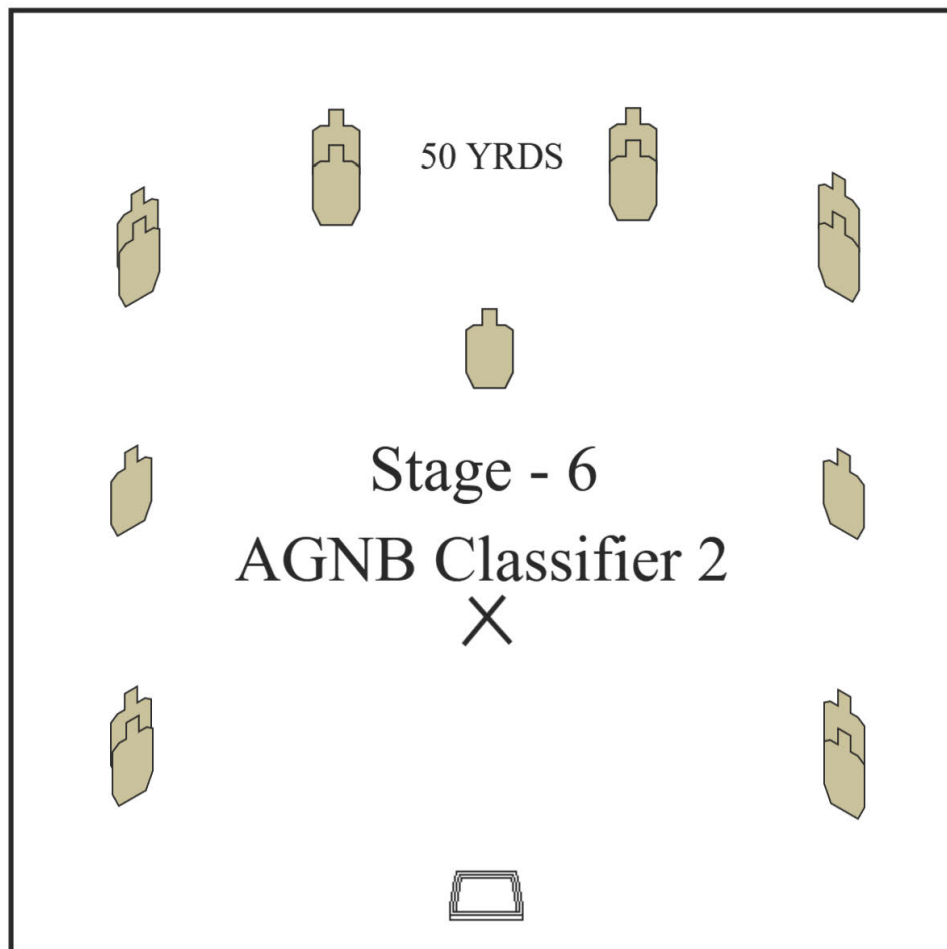
Classifications are based on each competitor's BEST 6 pistol classifier percentages. Only competitors with 6 or more classifiers are ranked.

Rank	Class	Name	Best C1	Best C2	Best C3	Best C4	Best C5	Best C6	Overall Percentage AVG
1	M	Sifuentes, Cristian	C6 - 100.00%	C8 - 100.00%	C11 - 100.00%	C9 - 98.59%	C7 - 92.86%	C5 - 90.63%	97.01%
2	A	George, Owen	C9 - 100.00%	C12 - 100.00%	C11 - 97.88%	C5 - 89.81%	C7 - 88.98%	C6 - 88.08%	94.13%
3	A	Wooden, Patrick	C11 - 90.02%	C9 - 88.65%	C7 - 88.53%	C5 - 88.13%	C8 - 86.53%	C6 - 85.22%	87.85%
4	A	Garnett, Michael	C8 - 100.00%	C5 - 89.11%	C10 - 83.80%	C11 - 83.58%	C14 - 81.47%	C13 - 80.37%	86.39%
5	B	Trahern, Andy	C7 - 95.47%	C9 - 84.60%	C10 - 82.87%	C8 - 80.16%	C11 - 74.53%	C14 - 73.57%	81.87%
6	B	Mickiewicz, Adam	C7 - 91.14%	C11 - 84.38%	C10 - 75.31%	C13 - 75.29%	C9 - 70.22%	C12 - 68.60%	77.49%
7	B	Gossett, Damon	C7 - 94.36%	C8 - 84.07%	C11 - 77.02%	C5 - 72.10%	C9 - 68.53%	C12 - 65.70%	76.96%
8	B	Spencer, Tad	C7 - 88.87%	C9 - 78.04%	C10 - 75.66%	C11 - 73.01%	C12 - 71.33%	C8 - 70.43%	76.22%
9	C	Salvador, Mark	C12 - 77.61%	C14 - 77.54%	C8 - 77.41%	C5 - 73.99%	C9 - 72.99%	C7 - 65.71%	74.21%
10	C	Lewis, Aaron	C10 - 100.00%	C7 - 80.80%	C8 - 69.81%	C9 - 64.18%	C11 - 62.45%	C12 - 60.89%	73.02%
11	C	katanic, stevan	C7 - 91.97%	C10 - 78.60%	C11 - 78.53%	C8 - 73.96%	C9 - 66.83%	C12 - 45.64%	72.59%
12	C	Turner, RJ	C7 - 100.00%	C8 - 97.51%	C11 - 64.80%	C12 - 63.63%	C9 - 62.92%	C10 - 31.13%	70.00%
13	C	Zollinger, Matt	C10 - 76.78%	C8 - 70.33%	C11 - 64.55%	C9 - 64.30%	C12 - 60.73%	C7 - 58.26%	65.83%
14	D	Coker, Cindy	C10 - 79.73%	C8 - 67.01%	C9 - 64.21%	C11 - 64.21%	C7 - 61.57%	C12 - 31.73%	61.41%
15	D	Godfrey, Julie	C12 - 71.95%	C11 - 65.94%	C9 - 64.63%	C7 - 62.64%	C8 - 62.50%	C10 - 30.14%	59.63%
16	D	Dirks, Randy	C10 - 87.53%	C8 - 75.28%	C7 - 70.27%	C11 - 55.95%	C9 - 43.89%	C12 - 21.07%	59.00%
17	D	Bott, Janelle	C8 - 65.29%	C7 - 57.58%	C12 - 57.52%	C11 - 56.54%	C9 - 52.45%	C5 - 51.02%	56.73%
18	D	Connor, Joe	C10 - 69.93%	C8 - 67.95%	C9 - 55.08%	C11 - 45.31%	C12 - 43.18%	C7 - 36.15%	52.93%
19	D	Nunez, Jorge	C10 - 69.79%	C12 - 53.08%	C8 - 46.15%	C9 - 46.04%	C7 - 42.41%	C11 - 42.06%	49.92%
20	D	Johnson, Samuel	C9 - 69.90%	C11 - 51.90%	C8 - 50.77%	C12 - 46.28%	C7 - 41.04%	C10 - 22.80%	47.12%
21	D	Perry, Scott	C12 - 58.23%	C9 - 56.03%	C7 - 51.09%	C8 - 48.59%	C11 - 35.88%	C10 - 23.00%	45.47%



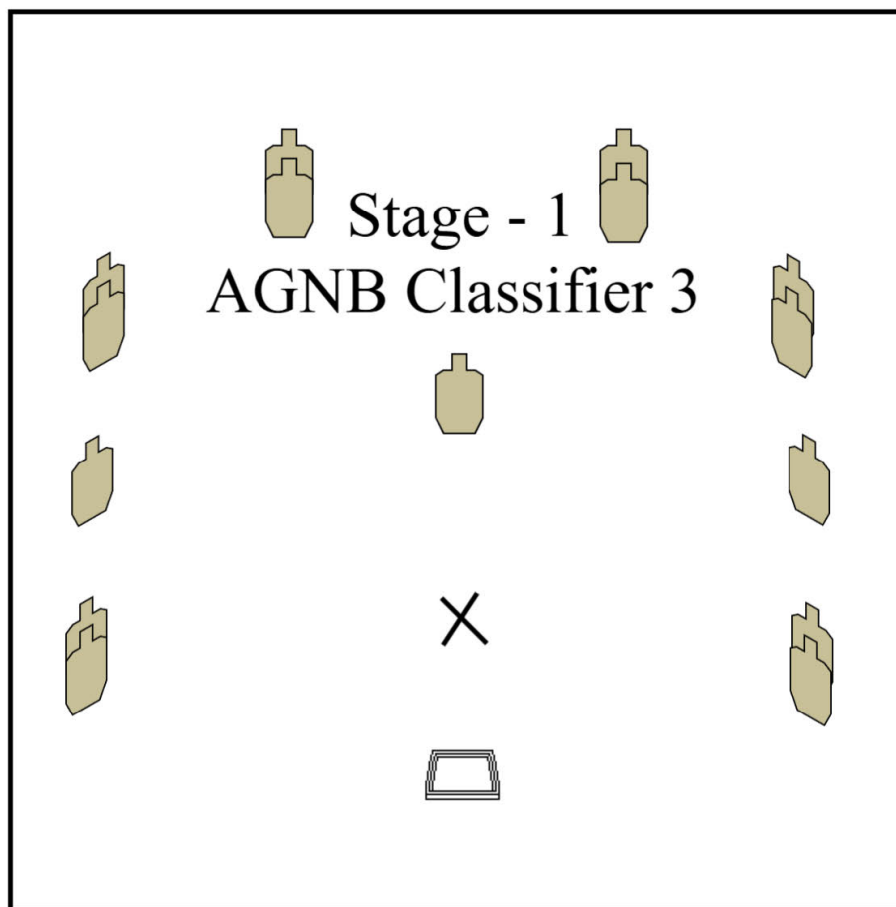
Your stage parameters

Stage name	AGNB Classifier 1	Procedure	Setup notes
Start Position	Both Feet on X's/Start Line	Shooter Starts Both Feet on X's/Start Line, Rifle Fully Loaded, Safety On, Finger Outside of Trigger Guard, Muzzle Low Ready Below Any Target Stand.	For Practical & Open Division PCSL Targets Require 2 Hits Anywhere or 1 T-Box Hit to Neutralize. For Heavy Division PCSL Targets Require 1 Hit Anywhere. USPSA Targets Require 2 Hits Anywhere for All Divisions
Round Count	30	Upon Start Signal Engage All Targets from Within the Shooting Area!	
Paper Targets	15		



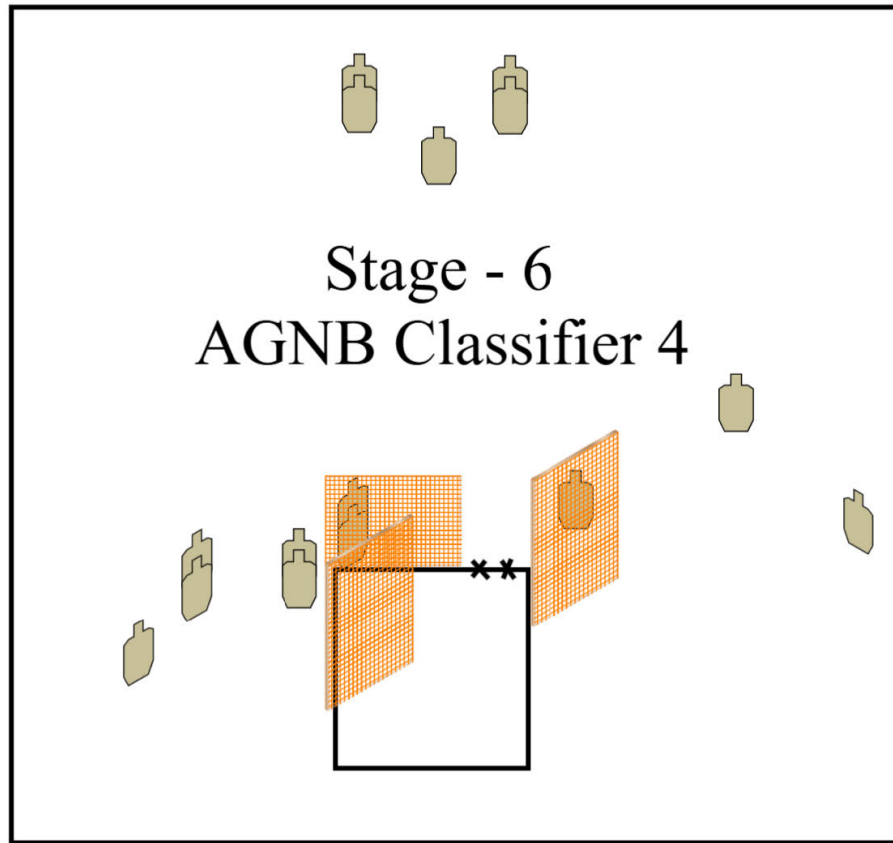
Your stage parameters

Stage name	AGNB Classifier 2	Procedure	Setup notes
Start Position	Standing Anywhere In Shooting Area	Shooter Starts Standing Anywhere in the Shooting Area, Rifle Fully Loaded, Safety On, Finger Outside of Trigger Guard, Muzzle Low Ready Aiming at Cone. Upon Start Signal Engage All Targets from Within the Shooting Area!	For Practical & Open Division PCSL Targets Require 2 Hits Anywhere or 1 T-Box Hit to Neutralize. For Heavy Division PCSL Targets Require 1 Hit Anywhere. USPSA Targets Require 2 Hits Anywhere for All Divisions
Round Count	30		
Paper Targets	15		



Your stage parameters

Stage name	AGNB Classifier 3 - Shoot Fast Don't Miss	Procedure	Setup notes
Start Position	Rifle Fully Loaded, Muzzle Pointed at Cone/X	Shooter Starts Standing Anywhere in the Shooting Area, Rifle Fully Loaded, Safety On, Finger Outside of Trigger Guard, Muzzle Pointed at Cone / X. Upon Start Signal Engage All Targets from Within the Shooting Area!	For Practical & Open Division PCSL Targets Require 2 Hits Anywhere or 1 T-Box Hit to Neutralize. For Heavy Division PCSL Targets Require 1 Hit Anywhere. USPSA Targets Require 2 Hits Anywhere for All Divisions
Stage	1		
Round Count	30		
Paper Targets	15		



Your stage parameters

Stage name	AGNB Classifier 4 - Stuffed	Procedure	Setup notes
Start Position	Rifle Fully Loaded, Muzzle Below Target Stand	Shooter Starts Standing with Toes Touching Fault Stick Standing Inside of Shooting Area, Rifle Fully Loaded, Safety On, Finger Outside of Trigger Guard, Muzzle Low Ready Below Any Target Stand. Upon Start Signal Engage All Targets from Within the Shooting Area!	For Practical & Open Division PCSL Targets Require 2 Hits Anywhere or 1 T-Box Hit to Neutralize. For Heavy Division PCSL Targets Require 1 Hit Anywhere. USPSA Targets Require 2 Hits Anywhere for All Divisions
Stage	6		
Round Count	30		
Paper Targets	15		

STAGE 1 - CLASSIFIER 5 (ALL AROUND THE WORLD)

by CRISTIAN

Scoring: Time Plus, Best 2 hits on cardboard.

Targets: 15 USPSA targets, 0 steel

Rounds: 30

Start Position:

The start position is standing on start stick completely outside of the shooting area, facing down range. Rifle/pistol fully loaded, rifle stock touching belt, pistol holstered with wrists below belt.


Procedure:

On the audible start signal, engage all targets from within the shooting area.

WATCH YOUR 180's!

USPSA TARGETS - 2 HITS ANYWHERE (ALL DIVISIONS)

PCSL TARGETS - 2 HITS ANYWHERE OR 1 T-ZONE (OPEN,PRACTICAL,PISTOL)
1 HIT ANYWHERE FOR HEAVY DIVISION



Setup Notes:

<Put any build instructions here for the build crew>

STAGE 5 - CLASSIFIER 6 (YOU'RE WELCOME LEFTIES)

by HUNTER

Scoring: Time Plus, Best 2 hits on cardboard.

Targets: 15 USPSA targets, 0 steel

Rounds: 30

Start Position:


The start position is standing on X's, facing down range. Rifle/pistol fully loaded, rifle stock touching belt, pistol holstered with wrists below belt.

Procedure:

On the audible start signal, engage all targets from within the shooting area.
WATCH 180'S!


USPSA TARGETS - 2 HITS ANYWHERE (ALL DIVISIONS)

PCSL TARGETS - 2 HITS ANYWHERE OR 1 T-ZONE (OPEN,PRACTICAL,PISTOL)
1 HIT ANYWHERE FOR HEAVY DIVISION



Setup Notes:

<Put any build instructions here for the build crew>



Stage Name

AGNB Classifier 7
(Square Deals)

Stage

1

Round Count

34rnds

USPSA Targets

10

PCSL Targets

7

Start Position

Rifle Fully Loaded, Stock on Belt, Pistol Loaded & Holstered, Both Hands or Muzzle Touching Wall Corner that is Inside of Shooting Area. Upon Start Signal Engage All Targets from within the shooting area.


Stage Procedure

For **Practical, Open, & Pistol Division**

PCSL Targets Require **2 Hits** Anywhere or **1 T-Box** Hit to Neutralize.

For **Heavy Division** **PCSL** Targets Require **1 Hit** Anywhere.

USPSA Targets Require **2 Hits** Anywhere for **All Divisions**



Stage Name

AGNB Classifier 8
(Clock's Ticking)

Stage

2

Round Count

36rnds

USPSA Targets

10

PCSL Targets

8

Start Position

Rifle Fully Loaded, Stock on Belt, Pistol Loaded & Holstered, Both Feet Touching Start Stick. Upon Start Signal Engage All Targets from within the shooting area.


Stage Procedure

For **Practical, Open, & Pistol Division**

PCSL Targets Require **2 Hits** Anywhere or **1 T-Box** Hit to Neutralize.

For **Heavy Division** **PCSL** Targets Require **1 Hit** Anywhere.

USPSA Targets Require **2 Hits** Anywhere for **All Divisions**



Stage Name

AGNB Classifier 9
(Back It Up)

Stage

3

Round Count

34rnds

USPSA Targets

12

PCSL Targets

5

Start Position

Rifle Fully Loaded, Low Ready Base of Target Stand, Pistol Loaded & Holstered, Both Feet Touching Start Stick. Upon Start Signal Engage All Targets from within the shooting area.


Stage Procedure

For **Practical, Open, & Pistol Division**

PCSL Targets Require **2 Hits** Anywhere or **1 T-Box** Hit to Neutralize.

For **Heavy Division PCSL** Targets Require **1 Hit** Anywhere.

USPSA Targets Require **2 Hits** Anywhere for **All Divisions**



Stage Name

AGNB Classifier 10
(Be A Hero)

Stage

4

Round Count

30rnds

USPSA Targets

12

PCSL Targets

3

Start Position

Rifle Completely Empty, Bolt Closed/Safety, Stock on Belt, Pistol Completely Empty, Slide Closed & Holstered, Both Feet Touching Start Stick. Upon Start Signal, Enter and Engage All Targets from within the shooting area.


Stage Procedure

For **Practical, Open, & Pistol Division**

PCSL Targets Require **2 Hits** Anywhere or **1 T-Box** Hit to Neutralize.

For **Heavy Division PCSL** Targets Require **1 Hit** Anywhere.

USPSA Targets Require **2 Hits** Anywhere for **All Divisions**



Stage Name

AGNB Classifier 11
(Cross Ways)

Stage

5

Round Count

36rnds

USPSA Targets

10

PCSL Targets

8

Start Position

Rifle Completely Empty, Bolt Closed/Safety On Placed on X on Barrel, Pistol Completely Empty, Slide Closed & Placed on X on Barrel, Both Feet Touching Start Stick. Upon Start Signal, Enter and Engage All Targets from within the shooting area.

Stage Procedure

For **Practical, Open, & Pistol Division**

PCSL Targets Require **2 Hits** Anywhere or **1 T-Box** Hit to Neutralize.

For **Heavy Division PCSL** Targets Require **1 Hit** Anywhere.

USPSA Targets Require **2 Hits** Anywhere for **All Divisions**



Stage Name

AGNB Classifier 12
(Funneled)

Stage

6

Round Count

30rnds

USPSA Targets

10

PCSL Targets

5

Start Position

Rifle Fully Loaded, Stock on Belt, Pistol Loaded & Holstered, Both Feet Touching Start Stick. Upon Start Signal Engage All Targets from within the shooting area.


Stage Procedure

For **Practical, Open, & Pistol Division**

PCSL Targets Require 2 Hits Anywhere or 1 T-Box Hit to Neutralize.

For **Heavy Division PCSL Targets Require 1 Hit Anywhere.**

USPSA Targets Require 2 Hits Anywhere for All Divisions



Stage Name

AGNB Classifier 13
(FrostBite)

Stage

1

Round Count

30rnds

USPSA Targets

8

PCSL Targets

7

Start Position

Rifle Fully Loaded, Stock on Belt, Pistol Loaded & Holstered Hands Below Belt, Both Feet Touching the X's . Upon Start Signal Engage All Targets from within the shooting area.


Stage Procedure

For **Practical, Open, & Pistol Division**

PCSL Targets Require **2 Hits** Anywhere or **1 T-Box** Hit to Neutralize.

For **Heavy Division** **PCSL** Targets Require **1 Hit Anywhere**.

USPSA Targets Require **2 Hits Anywhere** for **All Divisions**



Stage Name

AGNB Classifier 14
(On the Road Again)

Stage

6

Round Count

40rnds

USPSA Targets

14

PCSL Targets

6

Start Position

Rifle Fully Loaded, Stock on Belt, Pistol Loaded & Holstered w/ Hands Below Belt, Standing in the Rear Shooting Box. Upon Start Signal Engage All Targets from within the shooting area.

Stage Procedure

For **Practical, Open, & Pistol Division**

PCSL Targets Require 2 Hits Anywhere or **1 T-Box Hit** to Neutralize.

For **Heavy Division PCSL Targets** Require **1 Hit Anywhere**.

USPSA Targets Require 2 Hits Anywhere for All Divisions