



Condensed Matter Nuclear Reactions in Nano-Materials

ARPA-E Workshop on Low-Energy Nuclear Reactions

October 21-22, 2021

*With additional backup slides that weren't presented at the Workshop.
Workshop presenters with additional details are in "[...]".*

Lawrence P. Forsley
CTO, GEC

Deputy PI, NASA Lattice Confinement Fusion Project

Research Fellow, University of Texas, Austin, Nuclear Engineering Teaching Laboratory

Co-PI, Naval Surface Warfare Centers

lawrence.p.forsley@nasa.gov

Have We Found the Keys to the Kingdom?



- Pd used as a hydrogen gas separator/purifier. [Benyo]
 - Has a unique electronic structure: $4d^{10} \leftrightarrow 4d^9 5s^1$: *paramagnetic and ferromagnetic states*
- Pd will load H/D, e.g. PdD_x to $x < .56$, $\alpha \gg \beta$ phase
 - Fleischmann and Pons used electrolysis to bulk load $x > .9$, *but takes days to weeks to load*
- McKubre has shown bulk PdD_x, $x > .86$ for onset of LENR heat. [McKubre]
- Szpak showed electrolytic Pd/D co-deposition *rapidly loads $x \approx 1.0$* [Mosier-Boss]
 - SEM analysis shows a size range from *nm to μm scales*
 - Miles and Barham: *watts thermal*
- Storms suggests *nm fissures* provide a nuclear active environment (NAE)
- Staker observed and created *Pd Super-Abundant Vacancies (SAV)* allowing high-densities of hydrogen isotopes
- DeChiaro modeled *itinerant ferromagnetism* and SAV
- Pianitelli, *Ni*, Takahashi, Celani and others have found *NiCu exhibit excess heat with hydrogen*

	Excess Heat	Duration	Mass	Material	W _t /g	Joules
• Arata:	10 W _t	12 weeks	3 g	Pd-black nanoparticles w/D ₂	3.3	73 MJ
• Takahashi	226 W _t	several weeks [5]	505 g	CuNi nanoparticles w/H ₂	0.45	683 MJ
• Ahern:	21 W _t	5 days	5 g	PdNi nanopowder w/D ₂	4.2	9 MJ
• Celani:	18 W _t	5 hours	0.45 g	CuNi nanolayers w/H ₂ or D ₂	40.0	324 kJ

LENR requires multiple science and engineering disciplines.

Questions remain: Scaling, self-operating, reaction products, life-time, triggering, mechanisms.

Common Features of LENR-Active Nano-Materials



- **Hydrogen isotope spillover¹**
 - Three stages: adsorption, dissociation, absorption
 - Pd will do all three, Cu the first two², Ni absorbs H at > 200 °C
- **Materials**
 - Pd, Pd₃Ni₇, Pd₁Ni₉, Cu₃Ni₇, Cu₅₅Ni₄₄Mn₁ often in ZrO₂
- **Structures**
 - Nano-scale structures, 2 – 20 nm
- **Fabrication**
 - Spin-cast powders³ [Narita]
 - Multi-layers^{4,5} [Narita]
 - Co-deposition⁶ [Mosier-Boss & Barham]
 - Double cathode⁷ [Nagle & Narita & McKubre]
- **Operation**
 - H₂ or D₂ gas or electrolytic loading and/or flux [Benyo & McKubre]

Less appreciated

The roles of magnetic order and disorder

- Bulk Ni Curie Point ≈ 354 °C,
- Nanoparticle Curie Point T < bulk material
- Pd is paramagnetic
- ZrO₂ in contact with Pd strains the lattice *induces ferromagnetism^{8,9}*
- *PdH and PdD are superconductors¹⁰*
- *Superconductor YBCO_x is LENR Active¹¹*
Is LENR a topological phenomena?
Is magnetism a key?

Excess Heat

Pd, PdNi favors D₂
Ni, CuNi favors H₂
Oxides often present

Comparisons

10 ⁴	eV/H	(Iwamura) ⁴
10 ³ – 10 ⁵	eV/D	(Takahashi) ¹²
4.88	eV/H	(oxidation: H ₂ O)

¹ *Spillover of Adsorbed Species, Studies in Surface Science and Catalysis, 17*, ed. G.M. Pajon, S.J. Teichner and J. E. Germain (editors) Elsevier (1983).

² A. Crucq, et al., "Hydrogen Spillover from Ni to CuNi Alloys", *Studies in Surface Science and Catalysis, 17*, (1983) 137-147.

³ B. Ahern, "Program on Technology Innovation: Assessment of Novel Energy Production Mechanisms in a Nanoscale Metal Lattice", *EPRI Technical Report Update, 1025575*, EPRI, Palo Alto, CA (2012).

⁴ Y. Iwamura, "Heat generation experiment using nano-sized metal composite and hydrogen gas", *Cold Fusion: Advances in Condensed Matter Nuclear Science, Elsevier*, ed. Jean-Paul Biberian (2020) 157-165.

⁵ F. Celani and C. Lorenzetti, "Electrically induced anomalous thermal phenomena in nanostructured wires", *Cold Fusion: Advances in Condensed Matter Nuclear Science, Elsevier*, ed. J-P (2020) 101-114.

⁶ Y. Arata and Y-C. Zhang, "Observation of Anomalous Heat Release and Helium-4 Production from Highly Deuterated Palladium Fine Particles", *Jpn. J. Appl. Phys. 38 Pt. 2, No. 7A*, (1999) L 774-L 776

⁷ US Patent # 8,419,919, "System and Method to Generate Particles", (April 16, 2013)

⁸ L.F. Dechiaro, L. P. Forsley, and P.A. Mosier-Boss, "Strained Layer Ferromagnetism in Transition Metals and its Impact Upon Low Energy Nuclear Reactions", *JCMS, 17*, (2015) pp. 1-26.

⁹ D.L.R. Santos, et al, "Spin pumping and interlayer exchange coupling through palladium," *Phys. Rev. B 88* (2013) 054423.

¹⁰ US Patent # 7,033,568, "High Tc palladium hydride superconductor" (April 25, 2006).

¹¹ Lipson, A.G., et al., "Generation of the products of DD nuclear fusion in high-temperature superconductors YBa₂Cu₃O_{7-δ} near the superconducting phase transition." *Tech. Phys.*, **40** (1995) p. 839.

¹² Takahashi, et al., "Enhancement of Excess Thermal Power in Interaction of Nano-Metal and H(D)-Gas", *Proceedings of JCF20 of JCFRS*, preprint (2020).

Representative Nano-material *Anomalous Heat*



Arata (nano-Pd black/D₂ double cathode)¹ [Narita & Nagle]

Material: 20 nm diameter, Pd black, 3 g
Triggering: Electrolytically loaded, [1 kbar D₂]
Excess Heat: 5 – 10 W, *continuous*
Duration: 12 weeks

Celani (CuNiMn & oxide nanolayers, D₂ or H₂)³

Material: Mod. Constantan [Cu₅₅Ni₄₄Mn] w/oxides, 0.45g⁴
Triggering: Thermal, 50 Hz A/C stimulation, 600 V, heating
Excess Heat: 18 W_t with 99.7 W Joule heating
Duration: 5 hours

Ahern (nano-PdNiZrO₂/D₂)²

Material: 10 nm diameter PdNiZrO₂ powder, 5 g
Triggering: Thermal, T > 360 °C. [Ni Curie Point, 358 °C]
Excess Heat: ~ 21 watts, *not repeated*
Duration: 5 days, terminated for evaluation

Takahashi^{5,6} (PdNiZrO₂ & CuNiZrO₂ nanopowders) [Narita]

Material: PdNi₁₀/ZrO₂ (PNZ10)
Cu₃Ni₇/ZrO₂ (CNZ7) 505 g
Triggering: Thermal?
Excess Heat: PNZ10rr 186 W/kg⁵ D₂
CNZ7rr 226 W/kg⁵ H₂
reaction energy⁵ (η-value) 10³ to 10⁵ eV/D
Duration: several weeks

¹ Y. Arata and Y-C. Zhang, "Observation of Anomalous Heat Release and Helium-4 Production from Highly Deuterated Palladium Fine Particles", *Japan J. Appl. Phys.* **38** Pt. 2, No. 7A, (1999) L 774–L 776

² B. Ahern, "Program on Technology Innovation: Assessment of Novel Energy Production Mechanisms in a Nanoscale Metal Lattice", EPRI Technical Report Update, 1025575, EPRI, Palo Alto, CA (2012).

³ F. Celani and C. Lorenzetti, "Electrically induced anomalous thermal phenomena in nanostructured wires", *Cold Fusion: Advances in Condensed Matter Nuclear Science*, Elsevier, ed. J-P Biberian (2020) 101-114.

⁴ Personal communications with Celani during and after the ARPA-E Workshop.

⁵ A. Takahashi *et al.*, "Latest Progress in Research on AHE and Circumstantial Nuclear Evidence by Interaction of Nano-Metal and H(D)-Gas", *JCMNS*, **33**, (2020) 14–32.

⁶ A. Takahashi, *et al.*, "Enhancement of Excess Thermal Power in Interaction of Nano-Metal and H(D)-Gas", *Proceedings of JCF20 of JCFRS*, preprint (2020).

Related Experiments With **Excess Power**



Lead researcher/[presenter]	Nano-material	H/D Isotope	Country	Year
Ahern ¹	PdNi/ZrO ₂ , nanopowder	D ₂	US	< 2012
Arata ² [Narita, Nagle, McKubre]	Pd black nanopowder, double cathode	D ₂ from D ₂ O	Japan	< 1997
Barham [Barham]	Fast Pd/D Co-deposition	D ₂ from D ₂ O	US	< 2021
Beiting ³	ZrO ₂ NiPd nanopowder	H ₂	US	< 2017
Celani ⁴	NiCuMn (Fe) oxide nano-layers	H ₂ , D ₂	Italy	< 2014
Iwamura ⁵ [Narita]	CuNi, nanolayers	H ₂ , D ₂	Japan	< 2018
Kitamura ⁶ [Narita]	Pd, ZrO ₂ nanopowder	H ₂ , D ₂	Japan	< 2009
Miles ^{7,8} [McKubre]	Pd/D Co-deposition (ammonia complex)	D ₂ from D ₂ O	US/Japan	< 1999
Snowell ⁹	Ni nanopowder	H ₂ ?	Australia	< 2012
Storms ¹⁰ [Nagle]	compressed Ni or Pd micropowders	H ₂ , D ₂	US	< 2021
Swartz ¹¹ [Nagle]	PdNi-ZrO ₂ , PdZrO ₂ nanopowder	D ₂	US	< 2017
Takahashi ¹² [Narita]	PdNi-ZrO ₂ and CuNi-ZrO ₂ nanopowder	H ₂ , D ₂	Japan	< 2013

¹ B. Ahern, "Program on Technology Innovation: Assessment of Novel Energy Production Mechanisms in a Nanoscale Metal Lattice", *EPRI Technical Report Update*, **1025575**, EPRI, Palo Alto, CA (2012).

² Y. Arata and Y-C. Zhang, "Observation of Anomalous Heat Release and Helium-4 Production from Highly Deuterated Palladium Fine Particles", *Jpn. J. App Phys.* **38** Pt. 2, No. 7A, (1999) L 774–L 776.

³ E. Beiting, "Investigation of the nickel-hydrogen anomalous heat effect," *Aerospace Report No. ATR-2017-01760*, The Aerospace Corporation, El Segundo, CA (2017)

⁴ F. Celani, et al, "Progress Toward an Understanding of LENR–AHE Effects in Coated Constantan Wires in D2 Atmosphere: DC/AC Voltage Stimulation", *JCMNS*, **33** (2020) 1-28.

⁵ Y. Iwamura, "Heat generation experiment using nano-sized metal composite and hydrogen gas", *Cold Fusion: Advances in Condensed Matter Nuclear Science*, **Elsevier**, ed. Jean-Paul Biberian (2020) 157-165.

⁶ A. Kitamura, et. al., "Anomalous effects in charging of Pd powders with high density hydrogen isotopes", *Phys Lett A.*, **373**(35), (2009) 3109-3112.

⁷ S. Szpak, P.A. Mosier-Boss, and M. H. Miles, "Calorimetry of the Pd + D Codeposition," *Fusion Technology*, **36** (1999) 234-241.

⁸ M. H. Miles, "Co-deposition of Palladium and other Transition Metals in H2O and D2O Solutions", *JCMNS*, **13** (2014) pp 401-410.

⁹ Communication between B. Ahern and M. Snowell, discussing Quantum Sphere Corp. nano-nickel powders. See *EPRI Report 1025575*, p. 4-7, ref [30].

¹⁰ E. Storms, "The Nature of the D+D Fusion Reaction in Palladium and Nickel", *ICCF-23*, Xiamen, China, (June 9-11, 2021)

¹¹ M. Swartz, "Oscillating Excess Power Gain and Magnetic Domains in NANOR®-type CF/LANR Components", *JCMNS*, **22**, (2017) 35-46.

¹² A. Takahashi *et al.*, "Latest Progress in Research on AHE and Circumstantial Nuclear Evidence by Interaction of Nano-Metal and H(D)-Gas", *JCMNS*, **33**, (2020) 14–32.

Assessment of Needs



- **Experimental Improvement** (*minimum sensitivity to detect rare products or swamped by background*)
 - High Temperature Calorimetry
 - *Range 30 C – 500 C, > 100 mW sensitivity*
 - Nuclear, HPGe, RF, IR, UV diagnostics, (> 5 sigma over background)
 - *in situ and adjacent to operating devices: watch out for cosmogenic muons and neutrons, natural BG radiation*
 - *Real-time energetic particle spectroscopy preferred: TOF if possible (gold standard for particle energy)*
 - *Witness materials with HPGe insitu, post HPGe monitoring and material assays*
 - Material assay and *limitations (interferences)* Indicates the roles of various structures and materials, contaminants
 - SEM/EDX: wide area FOV, *qualitative surface structure, limited elemental sensitivity* (parts per ten thousand)
 - ICP-MS: quantitative, isotope specific, *but multi-ion (e.g. H_n⁺, Ar feed gas) complexes*, ppb-ppm
 - TOF-SIMS: isotope specific, *qualitative, small FOV*, ppb-ppm
 - NAA/PGNAA: quantitative, isotope specific, *limited isotope detection*, ppt-ppm
 - Alpha/Beta Liquid Scintillator Spectrometer: tritium, activation products, *limited energy resolution*, ppm
- **Patent Rights**
 - *USPTO treats LENR heat as “perpetual motion”, hence, unpatentable, yet necessary for investment and commercialization*
- **Licensing**
 - *NRC and IAEA providence*
 - *Patents and patent interference*
- **Health Physics Concerns**
 - *Nanoparticles, especially non-encapsulated Ni-based nanopowder and their escape via seal and valve seat fouling*
 - *Self-generated B and EM fields*
 - *Bremsstrahlung radiation*
 - *Neutron radiation*

Fundamentally, there is a need to run longer with simultaneous diagnostic measurements to correlate effects.

Preferred Experiments



- **Diagnostics:**

- Nuclear:** HPGe x-ray/ γ 10 keV – 3 MeV or LaBr₃ or NaI(Tl) [*in decreasing energy resolution, but increasing detection (size) efficiency*]
CR-39, in situ (< 50 C), external [*Detect both charged particles and neutrons, speciation and energy resolution*]
Neutron scintillators for time resolved (< 200 nsec resolution) [*neutron counting and/or spectroscopy*]
Plastic/glass scintillators (*in situ ion counting*), (< 20 nsec resolution) [*Detect charged particles*]
Silicon Barrier detectors (200 keV – 20+ MeV ion detection) [*Resolve charged particle energy and nuclear exit channel*]
- Optical:** Fiber optic feedthrough for spectroscopy, digital camera [*Resolve spectra and spatial relationship of “hot” spots*]
- IR:** NIR, MIR 1 μ m – 12 μ m range, notch-filters [*Detect down-shifted bremsstrahlung, non-black-body radiation*]
- RF:** 100 kHz – 10 GHz, with H/V Stokes parameter polarization [*Detect magnetic effects*]
- Low temperature Calorimetry:** 25 C – 100+ °C, < 50 mW_t sensitivity [*suitable to aqueous electrolysis*]
- High temperature Calorimetry:** 100 C – 500+ °C, 200 mW_t sensitivity [*suitable to high temp gas operation*]

- **Experiments:**

- Electrolytic co-deposition with fractal surface nano-particles:**

PdCl₂, LiCl electrolyte with Pt, Ag, Au cathodes, e.g. patent¹ and Trackers STEM Protocol™

Operation > 100 °C, approaching 150 C, 15 bar

Slow, ramped up V/I for 2+ weeks

[*determine effect lifetime by running longer*]

Fast, constant or ramped down, V/I, for 2 weeks

[*determine effect lifetime by running longer: Letts/Dahlgren/HIVER*]

- Gas Cycling of nanopowders and nanolayers:**

nanopowders and nanolayers, H₂, D₂, HD, He, Ar

Operation > 200 °C, << 1 bar (often less than 100 torr)

- Double Cathode with nano-powders:**

nano-powders placed within sealed, electrolyzed Pd tubing for high loading

- **Triggers:**

Low Energy: thermal, RF, laser, gas cycling/flux

High Energy: neutron, e-beam, bremsstrahlung

¹ US Patent 8,419,919, “System and Method to Generate Particles” (April 16, 2013)



Possible ARPA-E Program Going Forward

- Drive towards LENR/Lattice Confinement Fusion (LCF) Scaling

- Self-sustaining operation

- Establish LENR/LCF lifetime, power output/gm, available Delta T
- Thermal or direct power conversion

- Path to Commercialization: *Watts, kW or MW?*

- Investigate multiple LENR/LCF-capable experiments: “*Lab rats*”

- Develop predictive modeling of materials and nuclear effects

- Setup cooperative teams: *share knowledge and findings!*

- Publish results in “Tier 1” journals

- Recognition by scientific and engineering communities
- Acceptance by government agencies and universities
- Harness private sector funding

Catch-22: Government agencies won't recognize LENR unless Tier 1 journals publish results. These journals won't publish results unless LENR is recognized by these agencies.¹

- Beyond ARPA-E Program

- Multi-agency supported LENR/LCF Program
- Foreign entity participation
- Develop university and student support to create the technology workforce
- Deploy the technology

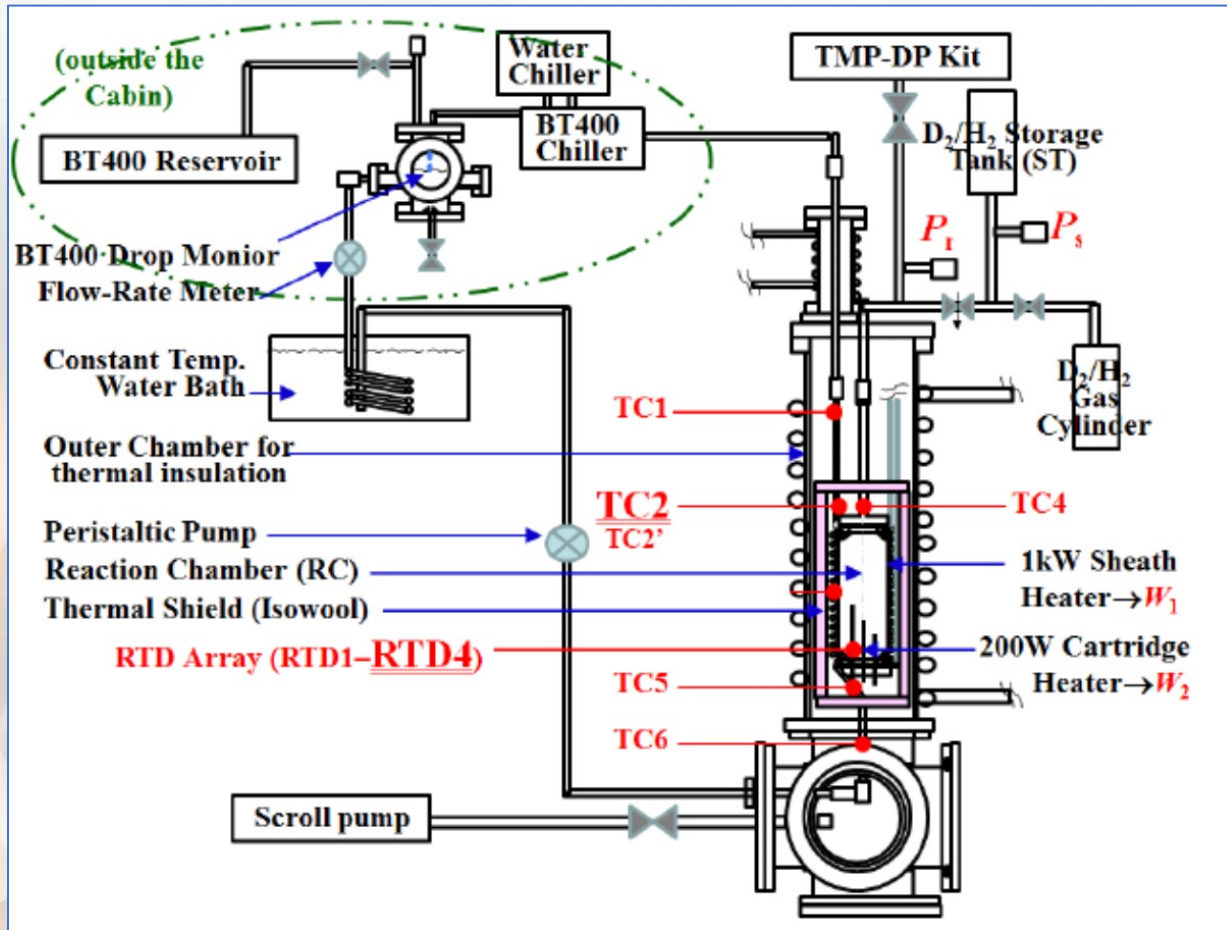
¹ P.A. Mosier-Boss, L.P. Forsley and F.E. Gordon, “How the Flawed Journal Review Process Impedes Paradigm Shifting Discoveries”, *JCMNS*, **12** (2013) 1-12.



Backup Slides

Backup material wasn't presented at the ARPA-E Workshop. However, both Takahashi's and Iwamura's research were discussed by Narita in the Workshop.

Takahashi^{1,2} : Nano-particle Anomalous Heat (AHE)



Kobe University C system AHE calorimetry Schematic, oil-flow-calorimeter system with flow-rate-monitors and dual heaters (W_1, W_2).

Observations

$\text{PdNi}_{10}/\text{ZrO}_2$ (PNZ10) $\text{Cu}_3\text{Ni}_7/\text{ZrO}_2$ (CNZ7) melt-spun, calcinated or recalcinated nano-powders.

Calorimetry¹

$80\text{--}400 W_{\text{ex}}/\text{kg}$ excess thermal repeatable for several weeks at elevated temperature $\approx 300^\circ\text{C}$ with recalcinated PNZ-type with D.

Specific reaction energy² (η -value) 10^3 to 10^5 eV/D.

$50\text{--}140 W_{\text{ex}}/\text{kg}$ obtained by CNZ-type with H

$50\text{--}70 W_{\text{ex}}$ > two weeks by 505 g CNZ7r (re-calcinated)

Neutron Counting¹

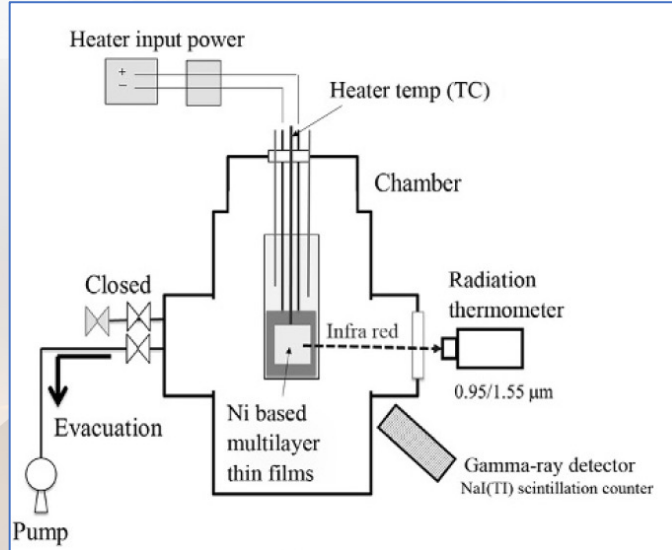
Neutron yield: 0.1 n/J : 1.0×10^{-13} of bare d-d fusion.

AHE is largely aneutronic!

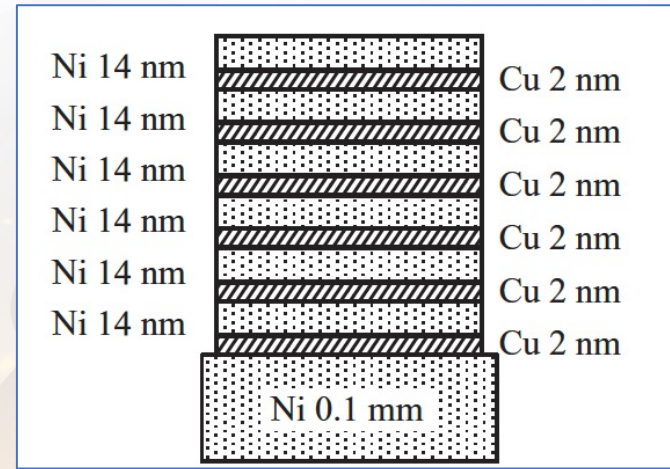
¹ A. Takahashi *et al.*, "Latest Progress in Research on AHE and Circumstantial Nuclear Evidence by Interaction of Nano-Metal and H(D)-Gas", *JCMNS*, **33**, (2020) 14–32.

² A. Takahashi, *et al.*, "Enhancement of Excess Thermal Power in Interaction of Nano-Metal and H(D)-Gas", *Proceedings of JCF20 of JCFRS*, preprint (2020)..

Iwamura¹: Nano-metal Composite Anomalous Heat

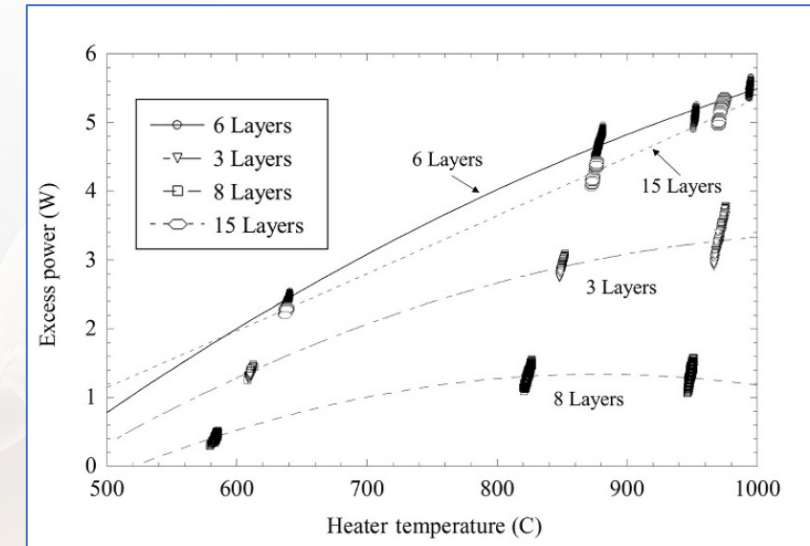


Experiment



Six-layer nano-composite

Released excess energy per hydrogen



$W_{t \text{ excess}}$ vs temp

Total Excess: 1.1×10^6 J
Excess Energy: 1.6×10^4 eV/H

	Six Layers (Cu 2nm, Ni 14nm)
Absorbed H [mol]	7.3×10^{-4}
Absorbed number of H	4.4×10^{20}
Total excess energy [J]	1.1×10^6
Excess energy per hydrogen [J/H-mol]	1.5×10^9
Excess energy per hydrogen[eV/H]	1.6×10^4

Comparisons

10^4 eV/H (Iwamura)
 vs
 $10^3 - 10^5$ eV/D (Takahashi)
 vs
 4.88 eV/H > H₂O (oxidation)

¹ Y. Iwamura, "Heat generation experiment using nano-sized metal composite and hydrogen gas", *Cold Fusion: Advances in Condensed Matter Nuclear Science*, Elsevier, ed. Jean-Paul Biberian (2020) 157-165.

Nano-material Anomalous Heat



Ahern (2011, nanopowders)¹

“...nanotextured nickel in the presence of hydrogen gas, tests of similar materials conducted under this EPRI research grant produced only milliwatt-scale thermal power releases... one experiment, a **21-watt** release was observed but not replicated.”

Reproducibility depended upon triggering by raising temperature above 360 °C. The excess heating rate output did not exceed 200 milliwatts.

...thermal power estimated to be 100 milliwatts per degree C of elevation above the value of the outer resistance thermal device (RTD)....**10-nm nickel powder** from Quantum Sphere Corp. The inner RTD was 208°C hotter than the outer RTD (533 °C versus 325 °C) ...~ **21 watts from 5 grams** of nanopowder... maintained for **five days**... terminated for evaluation.

Issue: Is heat produced by global collapse of magnetic order at Curie Point or are reactions initiated by the same? *It appears that the excess power over time exceeds the magnetic field collapse energy storage.*

Celani (< 2020, nanolayers)²

...the successful work of Brian Ahern with nickel-based powders and having close experience with similar systems, we speculated on the possibility of an unidentified “trigger”... AHE can be triggered and controlled electrically, opening the possibility for further scale up toward practical applications...we achieve **8–9W** of AHE when using **80W** of Joule heating of the Constantan [Cu₅₅Ni₄₄Mn₁] under AC stimulation (50 Hz, up to 600V).

Constantan wires producing the largest AHE were produced in the 1970s which contained about 0.5% iron, nearly absent in more recent Constantan lots. Holmlid reported the possible formation of ultradense states of atomic hydrogen and deuterium in iron-potassium catalysts.

Takahashi^{3,4} (nanopowders) [see Narita overview of Japanese research]

PdNi₁₀/ZrO₂ (PNZ10) Cu₃Ni₇/ZrO₂ (CNZ7) melt-spun, calcinated or recalcinated nanopowders. **80–400 W/kg** excess thermal W_{ex} repeatable for several weeks at elevated temperature ≈ 300 °C with re-calcined PNZ-type with D³. Specific reaction energy⁴ (η -value) **10³ to 10⁵ eV/D**. **50-140 W/kg** W_{ex} obtained by CNZ-type with H and **50–70 W** continued > two weeks by 505 g CNZ7r (re-calcined)

Neutron yield: 0.1 n/J: 1.0×10^{-13} of bare d–d fusion. **AHE is largely aneutronic!**

¹ B. Ahern, “Program on Technology Innovation: Assessment of Novel Energy Production Mechanisms in a Nanoscale Metal Lattice”, *EPRI Technical Report Update*, **1025575**, EPRI, Palo Alto, CA (2012).

² F. Celani and C. Lorenzetti, “Electrically induced anomalous thermal phenomena in nanostructured wires”, *Cold Fusion: Advances in Condensed Matter Nuclear Science*, Elsevier, ed. Jean-Paul Biberian (2020) 101-114.

³ A. Takahashi *et al.*, “Latest Progress in Research on AHE and Circumstantial Nuclear Evidence by Interaction of Nano-Metal and H(D)-Gas”, *JCMNS*, **33**, (2020) 14–32.

⁴ A. Takahashi, *et al.*, “Enhancement of Excess Thermal Power in Interaction of Nano-Metal and H(D)-Gas”, *Proceedings of JCF20 of JCFRS*, preprint (2020).