











NOTE BUDDIES CUTOUTS: FOLD ON THE LINE, AND STAND THEM UP ON THE PIANO WHERE THEY BELONG.

Cut out the Note Buddies. Fold on the line so they can stand up on the piano keys. Student practices learning where the notes are by placing the Note Buddies where they belong on the white piano keys. Place the dog house on the two black keys and place the land on the three black keys. These give clues to where the Note Buddies go. These cutouts are from PIANO NOTE BUDDIES-Fun Music Book by Grace Hanson. Funmusicbuddies.com



Funmusicbuddies.com

