

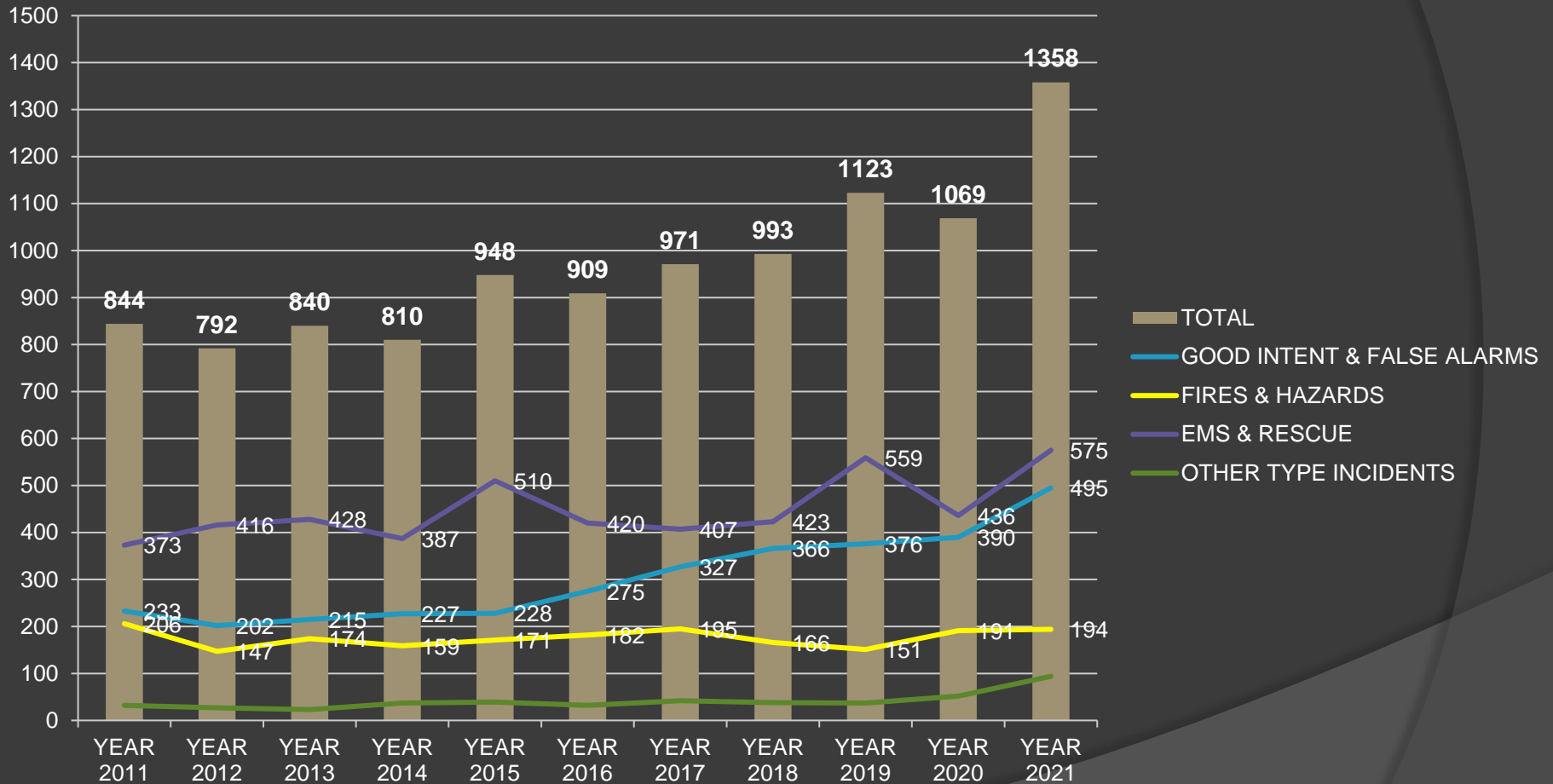
# 2021 ANNUAL FIRE REPORT



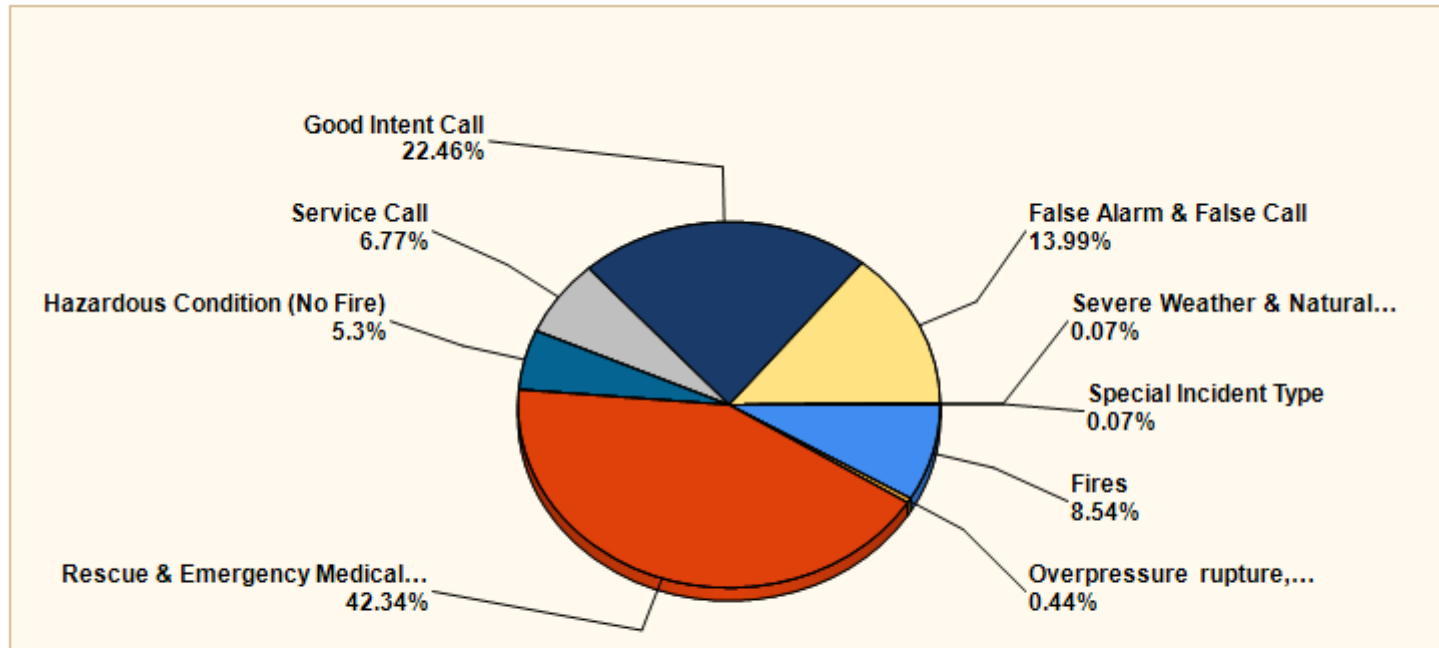
Harris County ESD #29  
[www.championsfire.org](http://www.championsfire.org)

PRESENTED:  
02/03/2022

# Yearly Incidents Progression



# Incident Types



MAJOR INCIDENT TYPE	# INCIDENTS	% of TOTAL
Fires	116	8.54%
Overpressure rupture, explosion, overheating - no fire	6	0.44%
Rescue & Emergency Medical Service	575	42.34%
Hazardous Condition (No Fire)	72	5.3%
Service Call	92	6.77%
Good Intent Call	305	22.46%
False Alarm & False Call	190	13.99%
Severe Weather & Natural Disaster	1	0.07%
Special Incident Type	1	0.07%
<b>TOTAL</b>	<b>1358</b>	<b>100%</b>

# Incident Statistics

INCIDENT COUNT	
INCIDENT TYPE	# INCIDENTS
EMS	575
FIRE	783
<b>TOTAL</b>	<b>1358</b>
PRE-INCIDENT VALUE	LOSSES
<b>\$55,541,110.00</b>	<b>\$5,941,355.00</b>
CO CHECKS	
424 - Carbon monoxide incident	3
736 - CO detector activation due to malfunction	7
746 - Carbon monoxide detector activation, no CO	3
<b>TOTAL</b>	<b>13</b>
MUTUAL AID	
Aid Type	Total
Aid Given	154
Aid Received	38
OVERLAPPING CALLS	
# OVERLAPPING	% OVERLAPPING
<b>264</b>	<b>19.44</b>
AGENCY	AVERAGE TIME ON SCENE (MM:SS)
Harris County Emergency Services District 29	22:27

# 2021 Average Response Time

## In-District Emergency and Non-Emergency Response Time

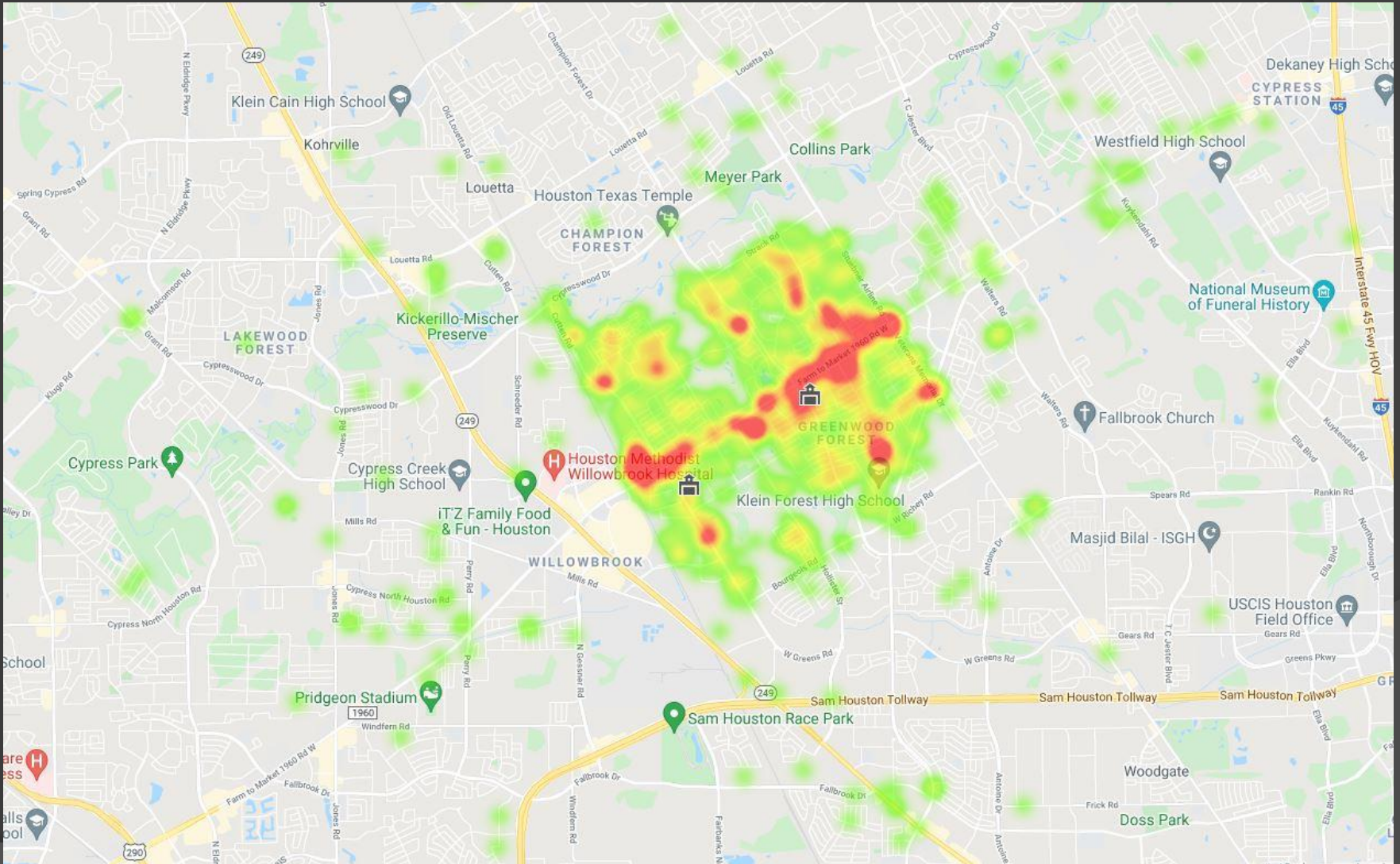
AGENCY	AVERAGE RESPONSE TIME (Dispatch to Arrived)	NUMBER OF INCIDENTS
Harris County Emergency Services District 29	5:56	1029

APPARATUS	AVERAGE RESPONSE TIME (Dispatch to Arrived in mm:ss )	NUMBER OF CALLS
B11	6:47	53
D10	5:39	94
E10	5:24	51
E11	6:19	606
E12	5:49	326
T12	6:13	3
TW11	5:57	99

## In-District Emergency Response Time

2021	2020	2019
5:42	5:36	6:05

# 2021 Call Volume Heat Map



# Unit Responses

	2021	2020	2019	2018	2017	2016
E10	54	101	N/A	N/A	N/A	N/A
E11	626	475	264	240	425	347
E12	346	241	586	471	294	404
TW11	127	102	115	113	113	167
B11	55	29	32	29	24	24
T12	8	12	10	7	1	N/A
D10	120	114	146	120	102	105

# AUTOMATIC / MUTUAL AID

AID TYPE	TOTAL	% of TOTAL
Mutual aid received	6	0.4%
Automatic aid received	32	2.4%
Mutual aid given	33	2.4%
Automatic aid given	121	8.9%
None	1166	85.9%

ZONE	# INCIDENTS
KA501 - Aldine VFD	2
KA514 - Cy-Fair VFD	6
KA515 - Cypress Creek VFD	35
KA534 - Klein VFD	50
KA536 - Little York VFD	17
KA542 - Northwest VFD	29
KA545 - Ponderosa VFD	18
KA554 - Spring VFD	1
KA561 - Champions ESD	1200
<b>TOTAL:</b>	<b>1358</b>



# Civilian Casualties

## ◎ 2 Civilian Injuries

- 1/24/21 – 5100 W FM 1960, Apartment Fire
  - Minor smoke inhalation – HCSO Deputies

## ◎ 1 Civilian Fatality

- 4/10/2021 – 5300 Theall, House Fire
  - Elderly female

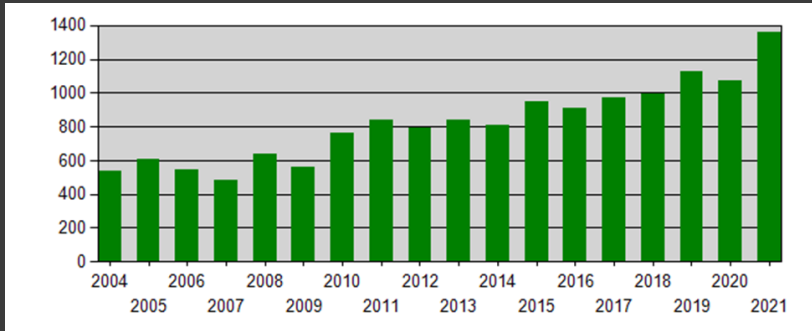
# Fire Service Casualties

- ◎ 2 Fire Service Injuries
  - 1/24/21 – 5100 W FM 1960
    - Firefighter leg injury
  - 8/27/21 – 12331 Cutten Rd
    - Firefighter arm injury

# Structure Fire Incidents

DATE	TYPE	LOCATION	TOTAL
09/06/2021	111 - Building fire	6903 MOSSRIDGE DR HOUSTON	\$150,000.00
11/11/2021	111 - Building fire	5711 LORINOWOODS DR HOUSTON	\$20,000.00
11/15/2021	111 - Building fire	6906 ASHMORE DR HOUSTON	\$3,500.00
12/08/2021	111 - Building fire	12811 GREENWOOD FOREST DR HOUSTON	\$22,000.00
02/11/2021	111 - Building fire	4726 W F.M. 1960 HOUSTON	\$30,000.00
02/12/2021	111 - Building fire	6719 CORAL RIDGE RD HOUSTON	\$1,000.00
02/15/2021	111 - Building fire	5102 BOYCE SPRINGS DR HOUSTON	\$32,000.00
02/16/2021	111 - Building fire	13838 PARADISE VALLEY DR HOUSTON	\$8,000.00
02/16/2021	111 - Building fire	4600 CASHEL CASTLE DR HOUSTON	\$50.00
02/16/2021	114 - Chimney or flue	5202 PEBBLE SPRINGS DR HOUSTON	\$2,000.00
03/27/2021	111 - Building fire	13223 CHAMPIONS CENTRE DR HOUSTON	\$8,000.00
04/10/2021	111 - Building fire	5326 THEALL RD HOUSTON	\$75,000.00
04/20/2021	111 - Building fire	6915 W 1960 HOUSTON	\$10,000.00
05/12/2021	111 - Building fire	13325 VETERANS MEMORIAL DR HOUSTON	\$45,000.00
05/21/2021	111 - Building fire	14222 WUNDERLICH DR HOUSTON	\$500.00
01/24/2021	111 - Building fire	5100 W 1960 HOUSTON	\$5,000,000.00
07/03/2021	111 - Building fire	5903 TEMPLEGATE DR HOUSTON	\$81,000.00
01/03/2021	111 - Building fire	13485 BMMEL N HOUSTON RD HOUSTON	\$25,000.00
07/14/2021	111 - Building fire	12820 GREENWOOD FOREST DR HOUSTON	\$55,000.00
07/21/2021	111 - Building fire	4515 GENEVA DR HOUSTON	\$2,200.00
07/31/2021	111 - Building fire	13223 CHAMPIONS CENTRE DR HOUSTON	\$2,250.00
08/09/2021	111 - Building fire	13333 VETERANS MEMORIAL DR HOUSTON	\$2,000.00
08/16/2021	111 - Building fire	5711 BERMUDA DUNES DR HOUSTON	\$5,000.00

# 2004 - 2021 Total Incidents



YEAR	INCIDENTS
2004	537
2005	606
2006	545
2007	485
2008	638
2009	561
2010	763
2011	839
2012	790
2013	840
2014	809
2015	947
2016	909
2017	971
2018	993
2019	1123
2020	1069
2021	1357

Questions ?

