



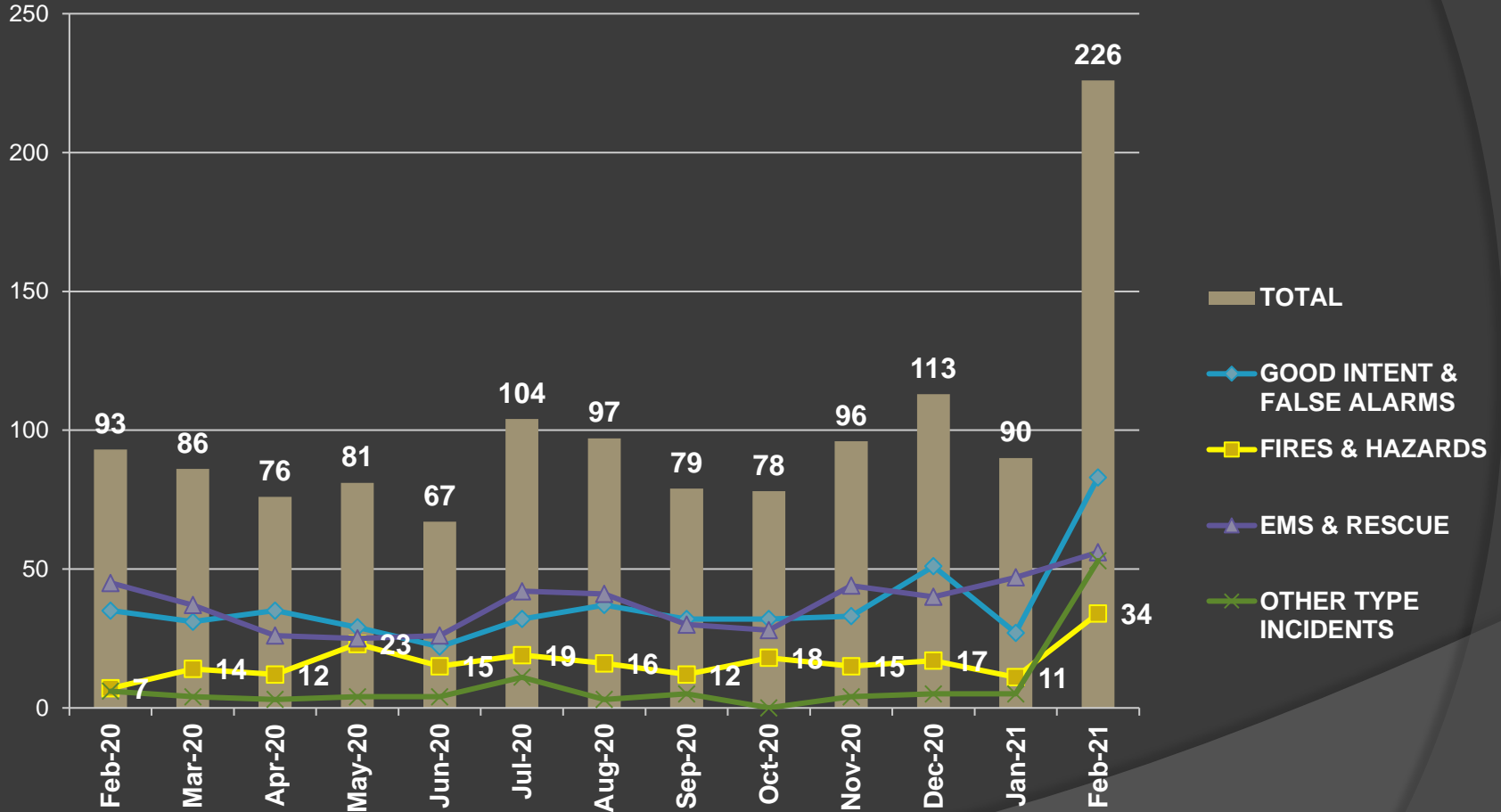
MONTHLY FIRE REPORT

FEBRUARY 2021

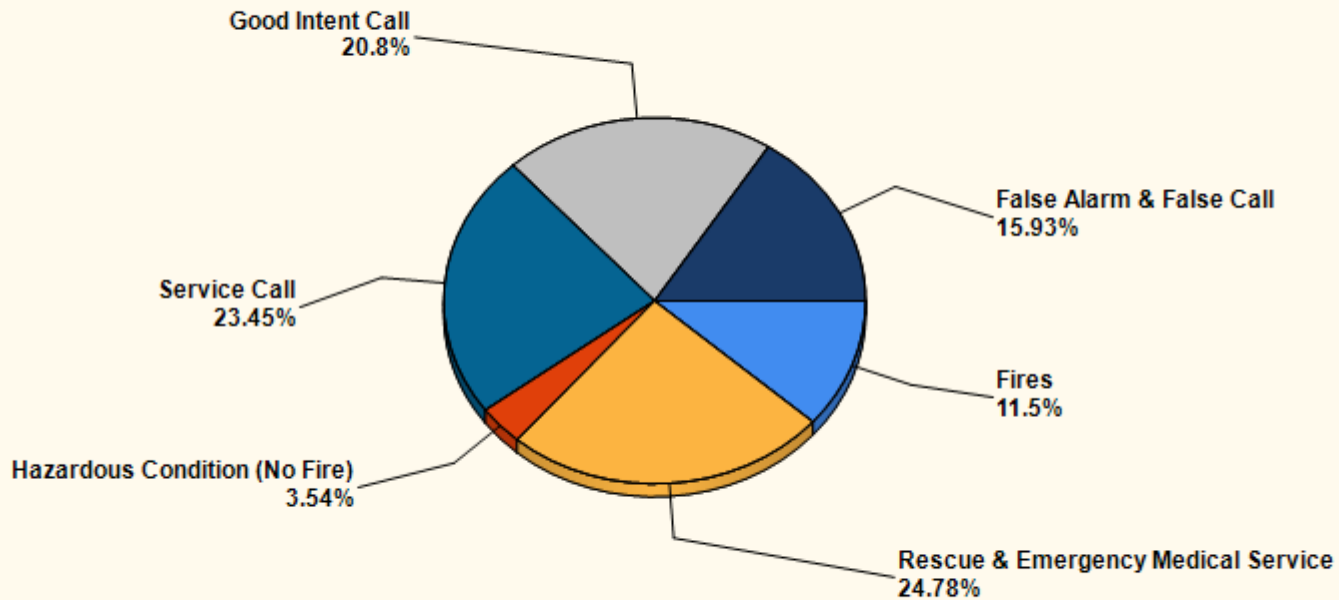
PRESENTED 04/01/2021

Harris County ESD #29
www.championsfire.org

Monthly Call Progression



Breakdown by Call Type



MAJOR INCIDENT TYPE	# INCIDENTS	% of TOTAL
Fires	26	11.5%
Rescue & Emergency Medical Service	56	24.78%
Hazardous Condition (No Fire)	8	3.54%
Service Call	53	23.45%
Good Intent Call	47	20.8%
False Alarm & False Call	36	15.93%
TOTAL	226	100%

Incident Statistics

INCIDENT COUNT	
INCIDENT TYPE	# INCIDENTS
EMS	56
FIRE	170
TOTAL	226
PRE-INCIDENT VALUE	LOSSES
\$1,990,000.00	\$73,550.00
CO CHECKS	
424 - Carbon monoxide incident	2
736 - CO detector activation due to malfunction	1
TOTAL	3
MUTUAL AID	
Aid Type	Total
Aid Given	21
Aid Received	12
OVERLAPPING CALLS	
# OVERLAPPING	% OVERLAPPING
109	48.23
AGENCY	AVERAGE TIME ON SCENE (MM:SS)
Harris County Emergency Services District 29	25:34

Average Response Time

Emergency and Non-Emergency Average Response Time In-District

AGENCY	AVERAGE RESPONSE TIME (Dispatch to Arrived)	NUMBER OF INCIDENTS
Harris County Emergency Services District 29	6:40	173

APPARATUS	AVERAGE RESPONSE TIME (Dispatch to Arrived in mm:ss)	NUMBER OF CALLS
B11	6:59	30
D10	6:43	10
E11	6:57	89
E12	6:26	47
TW11	6:12	23

Response Time Comparison

Emergency Average Response Time In-District

Month	2021	2020	2019
January	5:26	5:40	5:39
February	6:16	6:15	6:00

Incidents by District

ZONE	NUMBER OF CALLS
KA515 - Cypress Creek VFD	7
KA534 - Klein VFD	8
KA536 - Little York VFD	8
KA542 - Northwest VFD	6
KA545 - Ponderosa VFD	1
KA561 - Champions ESD	196
TOTAL:	226

Major Incidents / Losses

# INCIDENTS	TOTAL PRE-INCIDENT VAL.	TOTAL LOSSES
7	\$1,990,000.00	\$73,550.00

DATE	TYPE	LOCATION	PRE-INCIDENT	TOTAL LOSS
02/02/2021	131 - Passenger	11602 CUTTEN RD HOUSTON	\$10,000.00	\$500.00
02/11/2021	111 - Building fire	4726 W F.M. 1960 HOUSTON	\$900,000.00	\$30,000.00
02/12/2021	111 - Building fire	6719 CORAL RIDGE RD HOUSTON	\$400,000.00	\$1,000.00
02/15/2021	111 - Building fire	5102 BOYCE SPRINGS DR HOUSTON	\$265,000.00	\$32,000.00
02/16/2021	111 - Building fire	13838 PARADISE VALLEY DR HOUSTON	\$275,000.00	\$8,000.00
02/16/2021	111 - Building fire	4600 CASHEL CASTLE DR HOUSTON	\$135,000.00	\$50.00
02/16/2021	114 - Chimney or flue	5202 PEBBLE SPRINGS DR HOUSTON	\$5,000.00	\$2,000.00

On 2/27/21, E12, T12, TW11, & D10 assisted NWVFD/HFD with Commercial Building Fire at 16200 SH 249. E12/D10 were on scene 3.5 hours, TW11 was on scene 3 hours, and T12 was on scene for 10 hours providing water supply.

FIRE PREVENTION PROGRAM

- February 2021 - 28 Hours / 4 Shifts
- 21 Businesses Contacted / Mapped / Preplanned

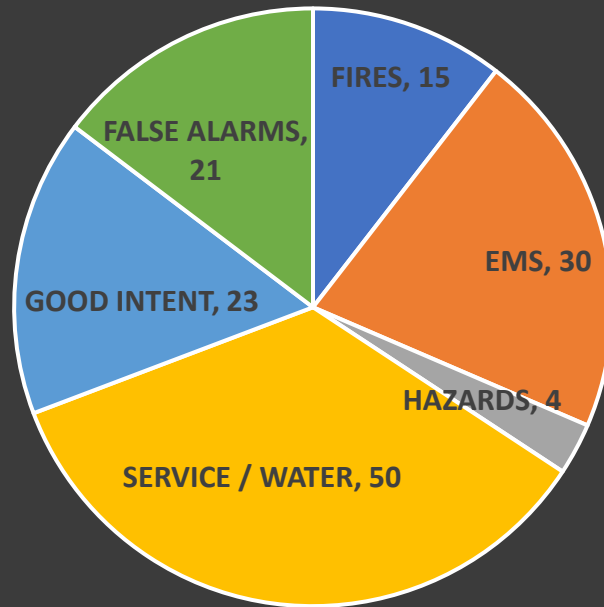
21-7109	7109 BELGOLD	PHOENIX FLOW CONTROL
21-7107	7107 BELGOLD	B&C MACHINE WORKS
21-7038	7038 BELGOD	QCTV
21-7027	7027 BELGOLD	COMMERCIAL BUSINESS PARK
21-7015	7015 BELGOLD	THE KENNEL AT CHAMPIONS
21-4606	4606 CYPRESS CREEK PKWY	NORTHWOODS OFFICE PARK
21-12535	12535 CUTTEN	VISTA LANDSCAPE/ EURO GARAGE
21-7014	7014 BELGOLD	CHUCHO AUTOTRANS/ JENKINS TRANSPORT
21-7012	7012 BELGOLD	DRYER METAL WORKS/ DEVOTED PET CREMATIONS
21-5100	5100 CYPRESS CREEK PKWY	PROVIDENCE AT CHAMPIONS
21-12715	12715 CUTTEN	ESDM
21-12703-A	12703-A CUTTEN	PRO SPEED AUTO SPORTS
21-12703-B	12703-B CUTTEN	COMPLETE AUTO & COMMERCIAL TRUCKS
21-12441	12441 CUTTEN	JOE HUNDSON COLLISION CENTER
21-7007 BELGOLD	7007 BLEGOLD	COMMERCIAL BUSINESS PARK
21-12455	12455 CUTTEN	ROADSTAR GAS STATION
21-7210	7210 CYPRESS CREEK PKWY	WHATABURGER
21-7318	7318 CYPRESS CREEK PKWY	BEST BUY
21-13223	13223 CHAMPIONS CENTRE	EXTENDED STAY AMERICA
21-6830	6830 CHAMPIONS PLAZA	THE RANCH AT CHAMPIONS APTS.
21-13313	13313 CUTTEN	CARRINGTON CHAMPION FOREST

2021 FREEZE EVENT

SUN Midnight 2/14 thru FRI Midnight 2/19

143 INCIDENTS

5 Structure Fires in District



■ FIRES ■ EMS ■ HAZARDS ■ SERVICE / WATER ■ GOOD INTENT ■ FALSE ALARMS

Questions?

