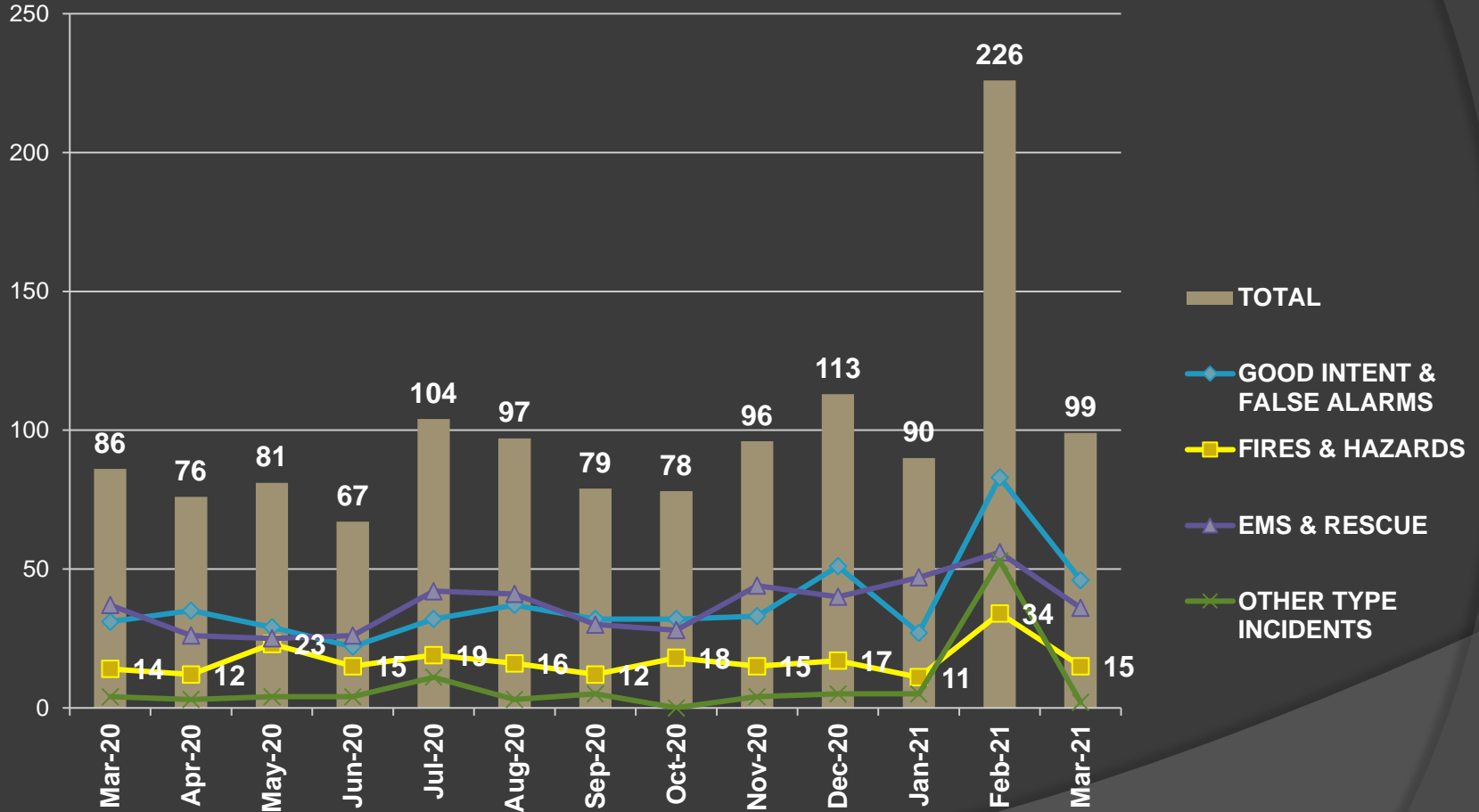




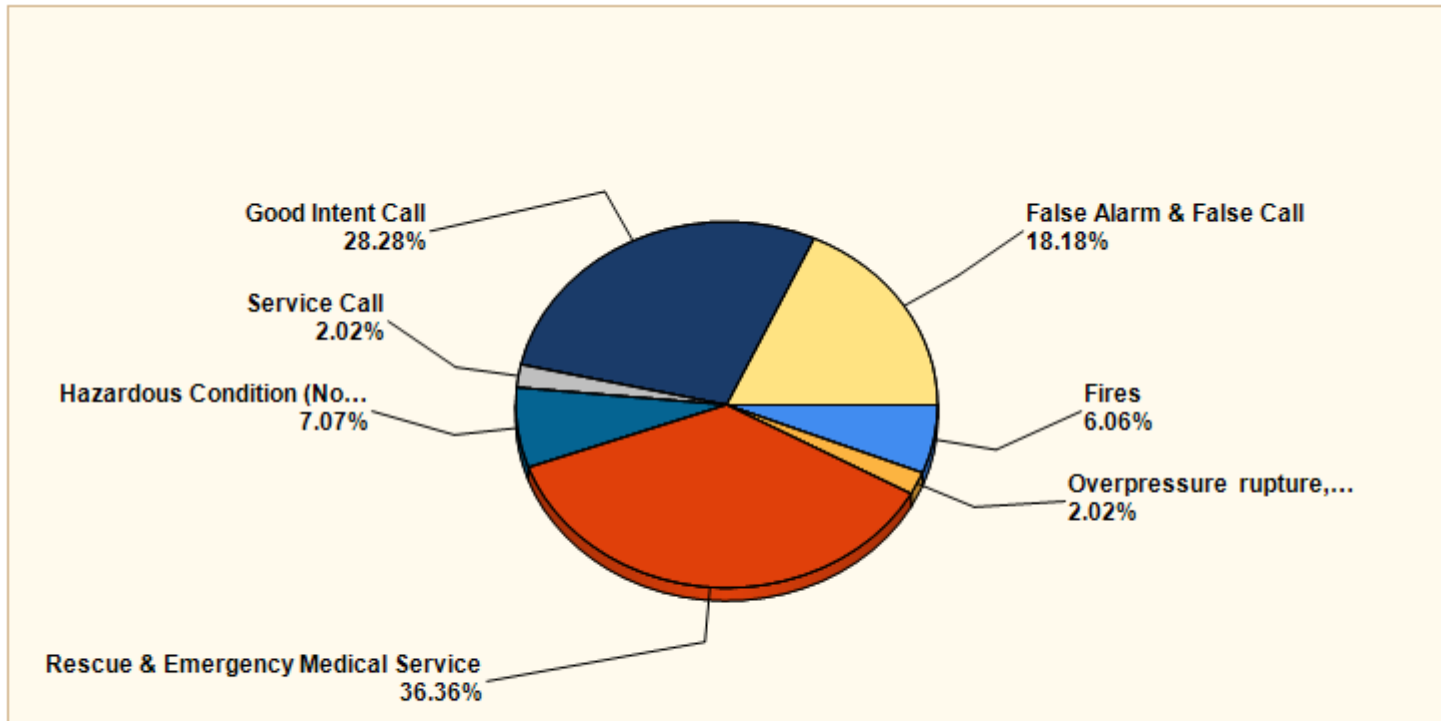
Harris County ESD #29
www.championsfire.org

MONTHLY FIRE REPORT MARCH 2021 PRESENTED 05/06/2021

Monthly Call Progression



Breakdown by Call Type

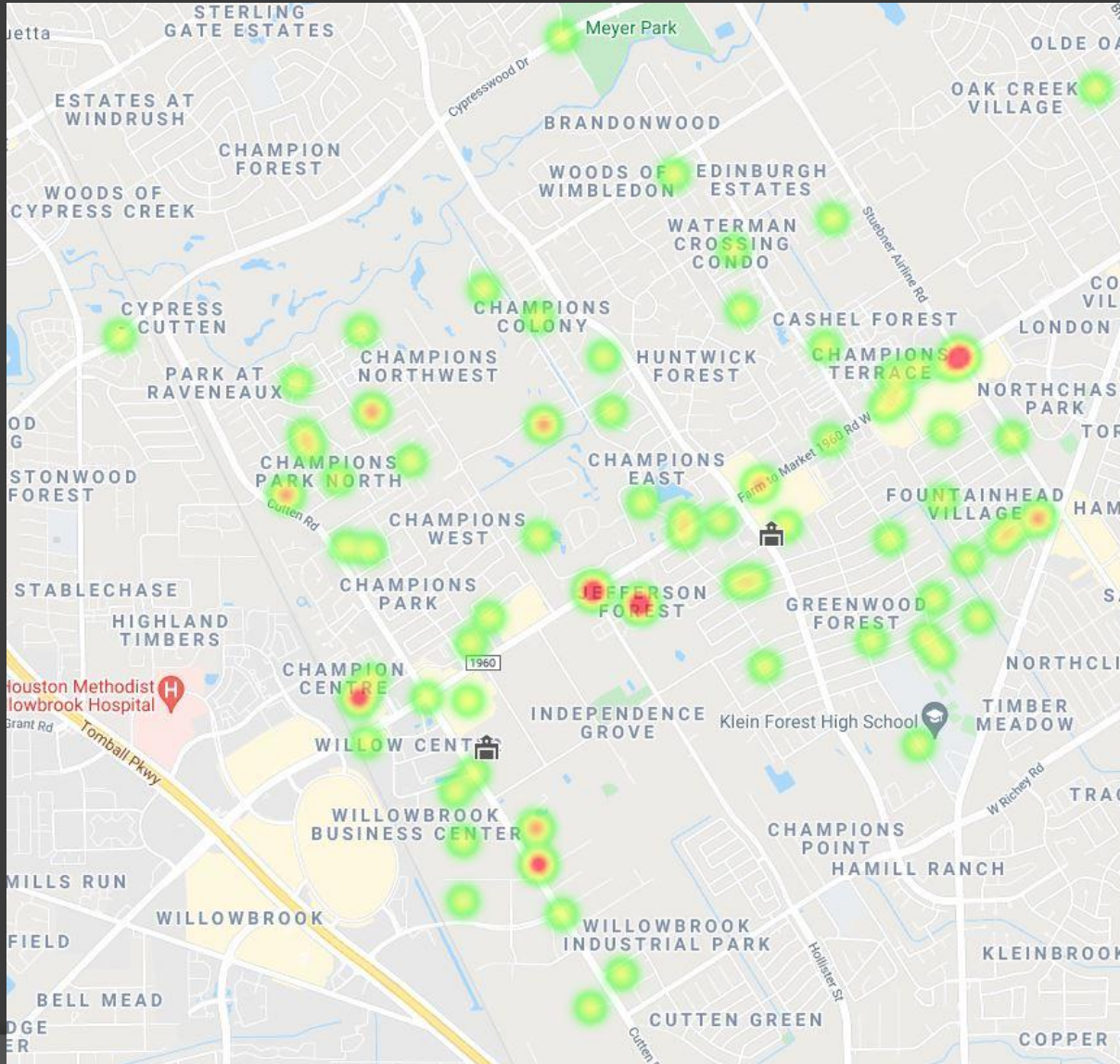


MAJOR INCIDENT TYPE	# INCIDENTS	% of TOTAL
Fires	6	6.06%
Overpressure rupture, explosion, overheat - no fire	2	2.02%
Rescue & Emergency Medical Service	36	36.36%
Hazardous Condition (No Fire)	7	7.07%
Service Call	2	2.02%
Good Intent Call	28	28.28%
False Alarm & False Call	18	18.18%
TOTAL	99	100%

Incident Statistics

INCIDENT COUNT	
INCIDENT TYPE	# INCIDENTS
EMS	36
FIRE	63
TOTAL	99
PRE-INCIDENT VALUE	LOSSES
\$332,000.00	\$322,000.00
CO CHECKS	
736 - CO detector activation due to malfunction	1
TOTAL	1
MUTUAL AID	
Aid Type	Total
Aid Given	11
Aid Received	5
OVERLAPPING CALLS	
# OVERLAPPING	% OVERLAPPING
10	10.1
AGENCY	AVERAGE TIME ON SCENE (MM:SS)
Harris County Emergency Services District 29	22:54

Heat Map



Average Response Time

Emergency and Non-Emergency Average Response Time In-District

AGENCY	AVERAGE RESPONSE TIME (Dispatch to Arrived)	NUMBER OF INCIDENTS
Harris County Emergency Services District 29	5:40	72

APPARATUS	AVERAGE RESPONSE TIME (Dispatch to Arrived in mm:ss)	NUMBER OF CALLS
D10	4:42	12
E10	4:58	4
E11	6:54	43
E12	5:47	29
T12	5:10	1
TW11	6:14	8

Response Time Comparison

Emergency Average Response Time In-District

Month	2021	2020	2019
January	5:26	5:40	5:39
February	6:16	6:15	6:00
March	5:32	5:31	5:56

Incidents by District

ZONE	NUMBER OF CALLS
KA514 - Cy-Fair VFD	2
KA515 - Cypress Creek VFD	4
KA534 - Klein VFD	3
KA545 - Ponderosa VFD	2
KA561 - Champions ESD	89
TOTAL:	100

Major Incidents / Losses

# INCIDENTS	TOTAL PRE-INCIDENT	TOTAL LOSSES
3	\$332,000.00	\$322,000.00

DATE	TYPE	LOCATION	PRE-INCIDENT TOTAL	TOTAL LOSS
03/04/2021	138 - Off-road vehicle or heavy equipment fire	CUTTEN RD HOUSTON	\$250,000.00	\$250,000.00
03/12/2021	131 - Passenger vehicle fire	5500 W 1960 HOUSTON	\$67,000.00	\$67,000.00
03/12/2021	131 - Passenger vehicle fire	5500 W FM 1960 Houston	\$15,000.00	\$5,000.00

FIRE PREVENTION PROGRAM

- ◉ March 2021 – 42.5 Hours / 6 Shifts
- ◉ 37 Businesses Contacted / Mapped / Preplanned

21-7022	7022 CYPRESS CREEK PKWY	U HAUL
21-13222	13222 CHAMPIONS CENTRE DR	CHAMPIONS CENTRE APTS.
21-7110	7110 CYPRESS CREEK PKWY	PAPPADEAUX
21-7050	7050 CYPRESS CREEK PKWY	PAPPASITOS
21-12450	12450 CUTTEN RD	WELL BOSS
21-11917	11917 CUTTEN RD	RITEKS, INC
21-7010	7010 CHAMPIONS PLAZA	CHAMPIONS PLAZA SUITES
21-13221	13221 CUTTEN RD	FM 1960 ANIMAL HOSPITAL
21-13202	13202 CUTTEN RD	RUSH GAS STATION
21-6974	6974 CYPRESS CREEK PKWY	GARDEN GATE BANQUET HALL
21-6982	6982 CYPRESS CREEK PKWY	IRON SPORTS
21-6978	6978 CYPRESS CREEK PKWY	PANACHE/CLASSIC TAILORS
21-6970	6970 CYPRESS CREEK PKWY	STONE MOVES/VIDEO TAPE COPY
21-6920	6920 CYPRESS CREEK PKWY	APPLIANCE LIQUIDATION
21-6930	6930 CYPRESS CREEK PKWY	BRAZOS URGENT CARE
21-6940	6940 CYPRESS CREEK PKWY	FREEBIRDS/JIMMY JOHN'S
21-6944	6944 CYPRESS CREEK PKWY	STACKED PICKLE
21-5629	5929 CYPRESS CREEK PKWY	ATRIUM AT CHAMPIONS OFFICE BUILDING
21-12337	12337 CUTTEN RD	OLE RELO GROUP
21-4534	4534 CYPRESS CREEK PKWY	OFFICE DEPOT
21-13050	13050 CHAMPIONS PARK	CHAMPIONS PARK APTS
21-6910	6910 CYPRESS CREEK PKWY	CHASE BANK
21-4501	4501 CYPRESS CREEK PKWY	VACANT- STRIP CENTER
21-4502	4502 CYPRESS CREEK PKWY	EXXON GAS STATION
21-4503	4503 CYPRESS CREEK PKWY	PRO-CUTS
21-4505A	4505A CYPRESS CREEK PKWY	L.A. INSURANCE
21-4505B	4505B CYPRESS CREEK PKWY	THE CRAB STATION OYSTER BAR
21-4507	4507 CYPRESS CREEK PKWY	ACE CASH EXPRESS
21-4509	4509 CYPRESS CREEK PKWY	SMOOTHIE KING
21-4539	4539 CYPRESS CREEK PKWY	T-MOBILE
21-4543	4543 CYPRESS CREEK PKWY	GAME STOP
21-4545	4545 CYPRESS CREEK PKWY	KRAZYAPE VAPOR
21-4547	4547 CYPRESS CREEK PKWY	BASKIN ROBBINS ICE CREAM
21-4549	4549 CYPRESS CREEK PKWY	FM NAILS
21-4551	4551 CYPRESS CREEK PKWY	FYZAS ALHADI MEDITERRANEAN SANDWICHES
21-4705	4705 CYPRESS CREEK PKWY	STRIP CENTER A,C,E,J
21-4765	4765 CYPRESS CREEK PKWY	STRIP CENTER A,B,C,E,H

Questions?

