

*"Life is short, don't wait to dance."*

*- Stamps*

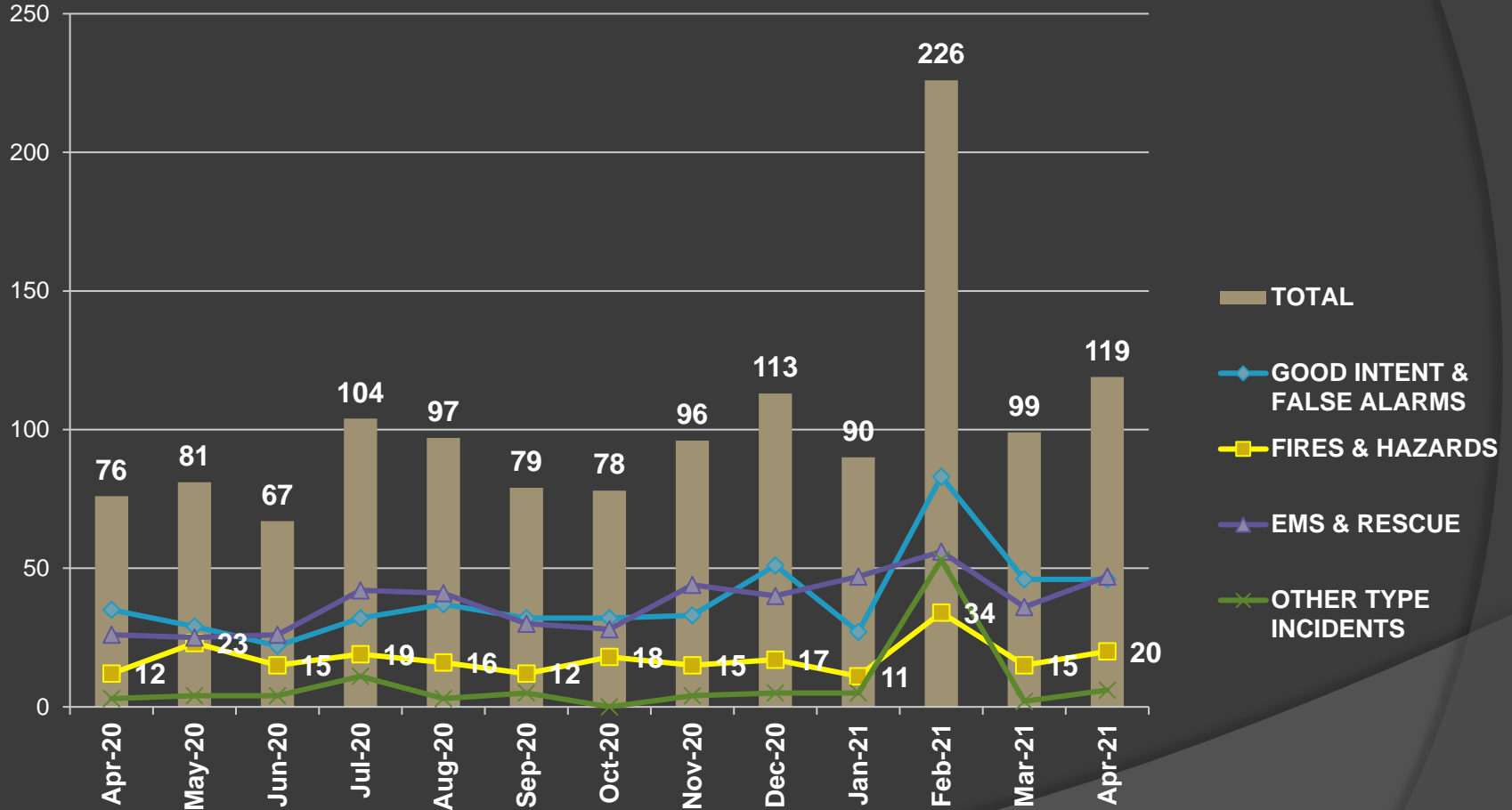


Harris County ESD #29  
[www.championsfire.org](http://www.championsfire.org)

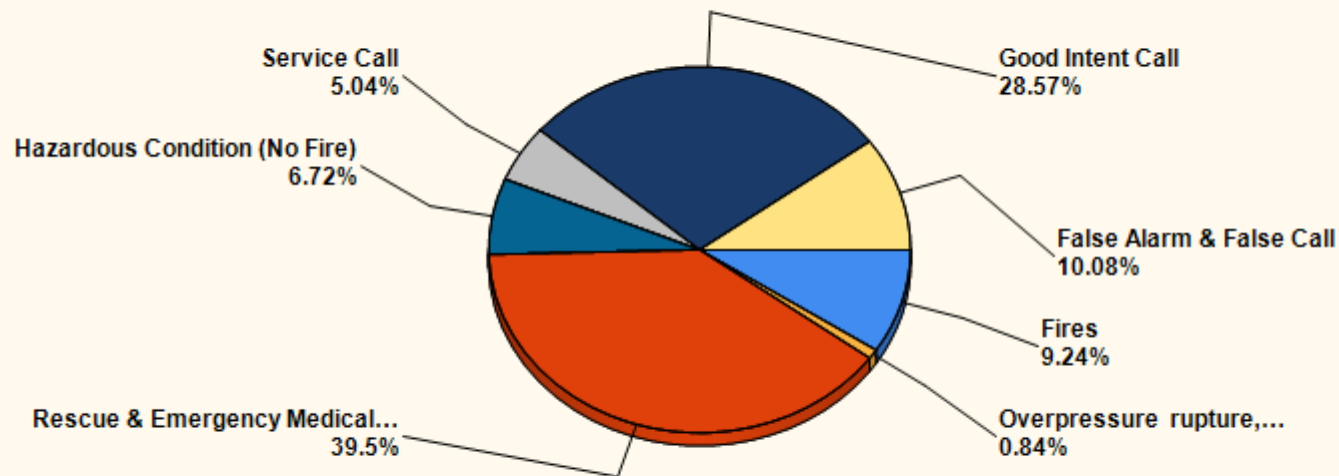


**MONTHLY FIRE REPORT**  
**APRIL 2021**  
**PRESENTED 06/03/2021**

# Monthly Call Progression



# Breakdown by Call Type



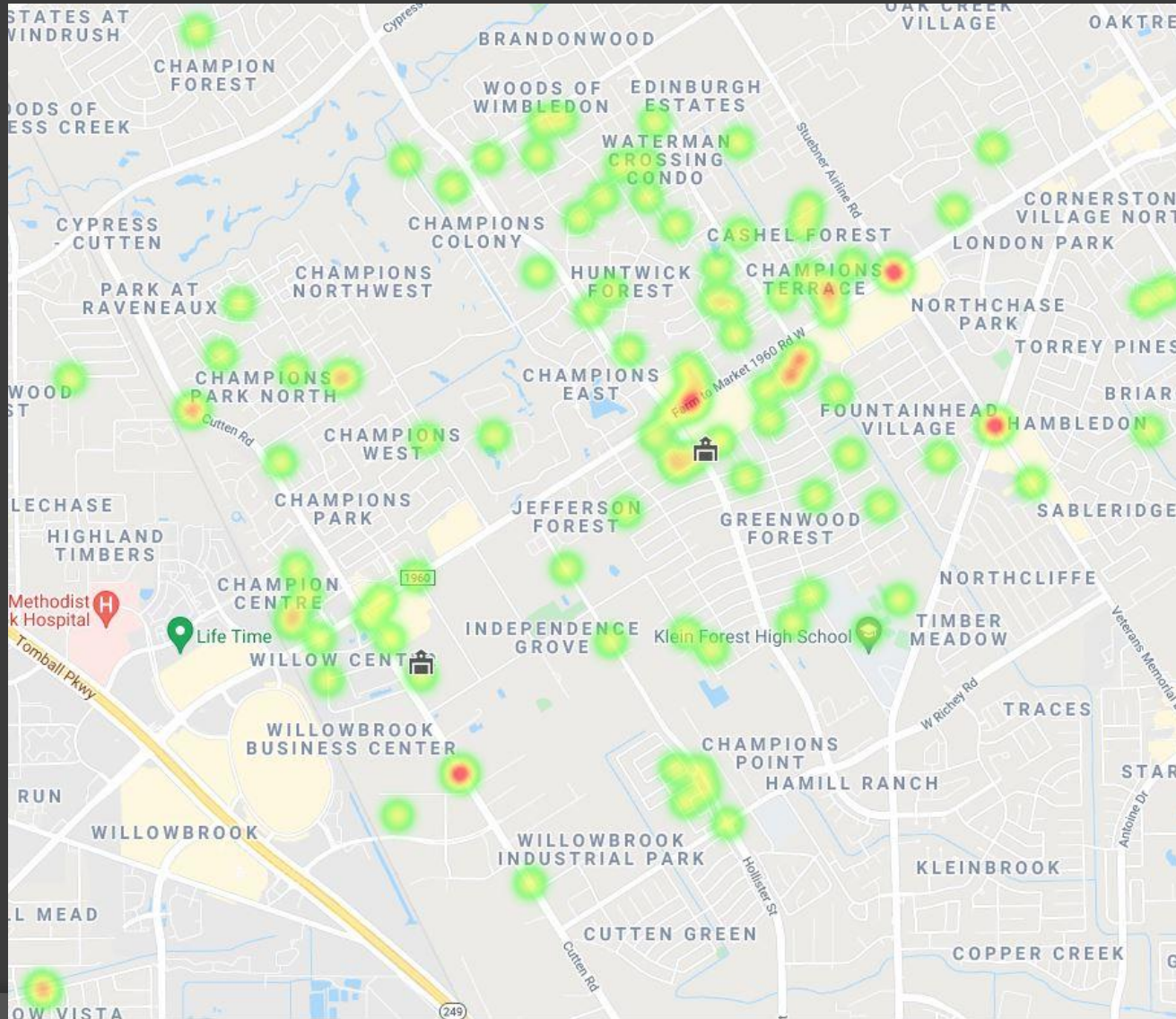
MAJOR INCIDENT TYPE	# INCIDENTS	% of TOTAL
Fires	11	9.24%
Overpressure rupture, explosion, overheat - no fire	1	0.84%
Rescue & Emergency Medical Service	47	39.5%
Hazardous Condition (No Fire)	8	6.72%
Service Call	6	5.04%
Good Intent Call	34	28.57%
False Alarm & False Call	12	10.08%
<b>TOTAL</b>	<b>119</b>	<b>100%</b>

# Incident Statistics

INCIDENT COUNT	
INCIDENT TYPE	# INCIDENTS
EMS	47
FIRE	72
<b>TOTAL</b>	<b>119</b>
PRE-INCIDENT VALUE	LOSSES
<b>\$326,488.00</b>	<b>\$115,500.00</b>
MUTUAL AID	
Aid Type	Total
Aid Given	19
Aid Received	2
OVERLAPPING CALLS	
# OVERLAPPING	% OVERLAPPING
17	14.29
AGENCY	AVERAGE TIME ON SCENE (MM:SS)
Harris County Emergency Services District 29	26:45



# Heat Map



# Average Response Time

## Emergency and Non-Emergency Average Response Time In-District

AGENCY	AVERAGE RESPONSE TIME (Dispatch to Arrived)	NUMBER OF INCIDENTS
Harris County Emergency Services District 29	5:40	86

APPARATUS	AVERAGE RESPONSE TIME (Dispatch to Arrived in mm:ss )	NUMBER OF CALLS
B11	9:45	1
D10	5:06	12
E10	5:51	6
E11	5:53	55
E12	5:37	24
TW11	5:15	8

# Response Time Comparison

Emergency Average Response Time In-District

Month	2021	2020	2019
January	5:26	5:40	5:39
February	6:16	6:15	6:00
March	5:32	5:31	5:56
<b>April</b>	<b>5:35</b>	5:29	6:05

# Incidents by District

ZONE	NUMBER OF CALLS
KA501 - Aldine VFD	1
KA514 - Cy-Fair VFD	2
KA515 - Cypress Creek VFD	4
KA534 - Klein VFD	3
KA536 - Little York VFD	5
KA542 - Northwest VFD	2
KA545 - Ponderosa VFD	2
KA561 - Champions ESD	100
<b>TOTAL:</b>	<b>119</b>



# Major Incidents / Losses

# INCIDENTS	TOTAL PRE-	TOTAL PRE-	TOTAL PRE-INCIDENT VAL.	AVERAGE
3	\$241,488.00	\$85,000.00	\$326,488.00	\$38,500.00

INCIDENT #	DATE	TYPE	LOCATION	TOTAL
2021-476	04/06/2021	131 - Passenger	6951W 1960 HOUSTON	\$5,000.00
2021-491	04/10/2021	111 - Building fire	5326 THEALL RD HOUSTON	\$110,000.00
2021-545	04/24/2021	100 - Fire, other	5007 W 1960 HOUSTON	\$500.00

INCIDENT #	DATE	INJURIES	CASUALTIES
2021-491	04/10/2021	0	1

Fatality house fire, victim expired in the hospital a few days later.

# FIRE PREVENTION PROGRAM

- ◎ April 2021
- ◎ 47 Hours / 6 Shifts
- ◎ 31 Businesses  
Contacted / Mapped  
/ Preplanned

21-12332	12332 CUTTEN	AVR INC
21-13726	13726 CUTTEN	THE BANFF SCHOOL
21-12703	12703 HAYNES	VIP RECOGNITION
21-12705	12705 HAYNES	CONTINENTAL TELECOMMUNICATIONS
21-12707	12707 HAYNES	TURNER POWER & CONSTRUCTUION
21-12709	12709 HAYNES	OPTA SENSE
21-12711	12711 HAYNES	CHERISHED PET CREMATIONS
21-12633	12633 HAYNES	MVS MECHANICAL VAVLE SOLUTIONS
21-12629	12629 HAYNES	INK BOX 2.0
21-12625	12625 HAYNES	OPTA SENSE BUILDING #2
21-12621	12621 HAYNES	OMC AMERICA INC
21-12922	12922 CUTTEN	CHURCH OF CHAMPIONS
21-12807	12807 HAYNES	CHAMPIONS CENTRE OFFICE PARK
21-12902 SUITE #7	12902 HAYNES	MAZEIKAS ELITE GYMNASTICS
21-12902 SUITE D	12902 HAYNES	FOX PLUMBING
21-12902 SUITE #1	12902 HAYNES	P.E.M. CONTRACTORS
21-12902 SUITE B	12902 HAYNES	SUPERIOR SCREENS & GLASS
21-12902 SUITE #3	12902 HAYNES	CHAMPIONS TECHNOLOGY SERVICE
21-12700	12700 HAYNES	LUMINA GLOBAL INC
21-12710	12710 HAYNES	INNOVATIONS FASTENERS
21-12720	12720 HAYNES	FM 1960 GLASS
21-12730	12730 HAYNES	CAPITAL INSULATION
21-12630	12630 HAYNES	TRI PARK STEEL SOLUTIONS
21-12634	12634 HAYNES	RODRIGUEZ ROOFING
21-12634 SUITE B	12634 SUITE B HAYNES	K&R MECHANICAL SERVICES, LLC
21-12638	12638 HAYNES	K&R MECHANICAL SERVICES, LLC
21-12642	12642 HAYNES	FRONTLINE MED-EQUIP LLC
21-12720 CUTTEN	12720 CUTTEN	HOUSTON CARPET SERVICES
21-12716	12716 CUTTEN	HOUSTON CARPET SERVICES
21-6807	6807 THEALL	PROCEANIC LTD
21-12604	12604 HAYNES	TIMELESS GROUND TRANS

Questions?

