

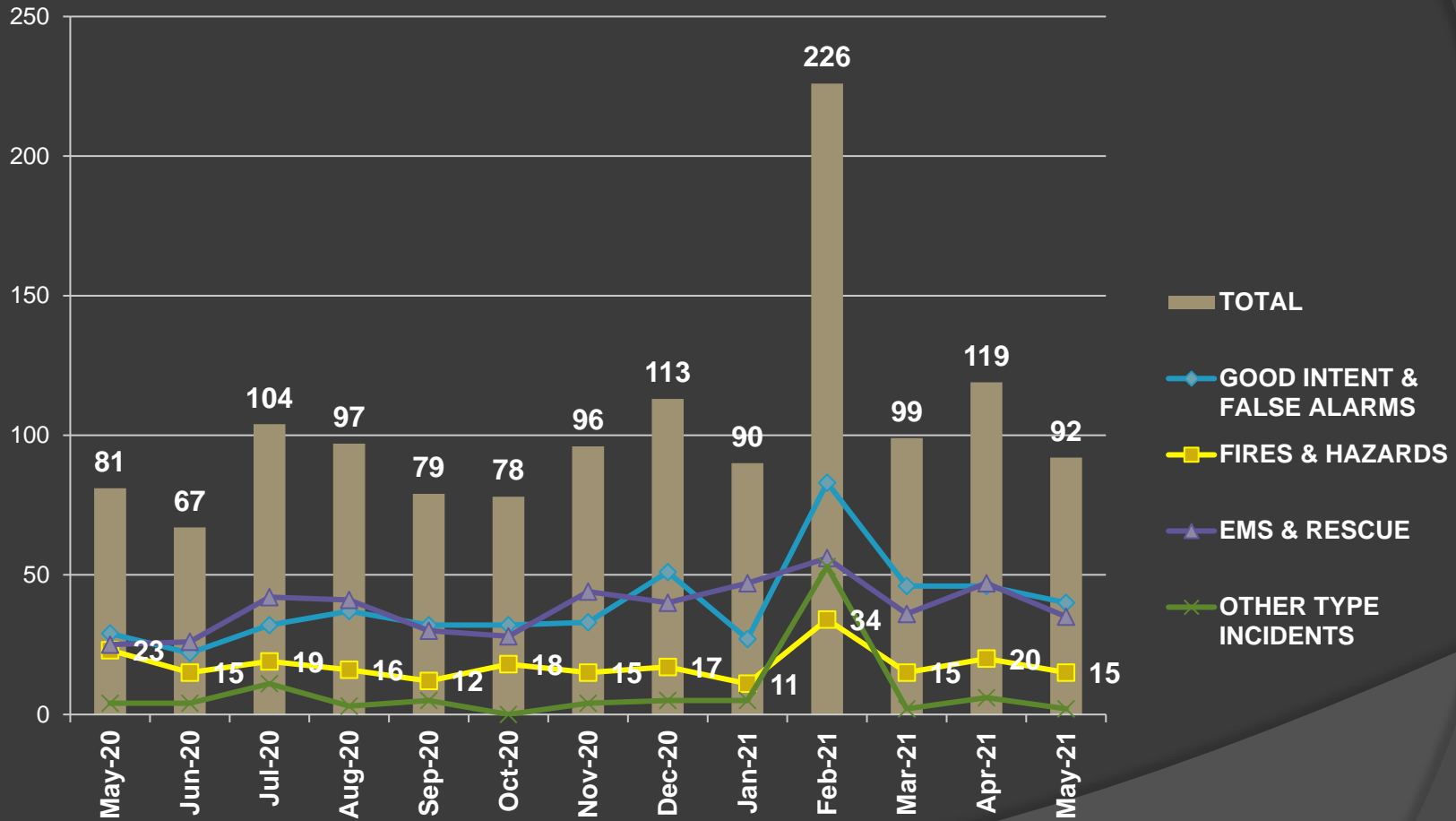


Harris County ESD #29
www.championsfire.org

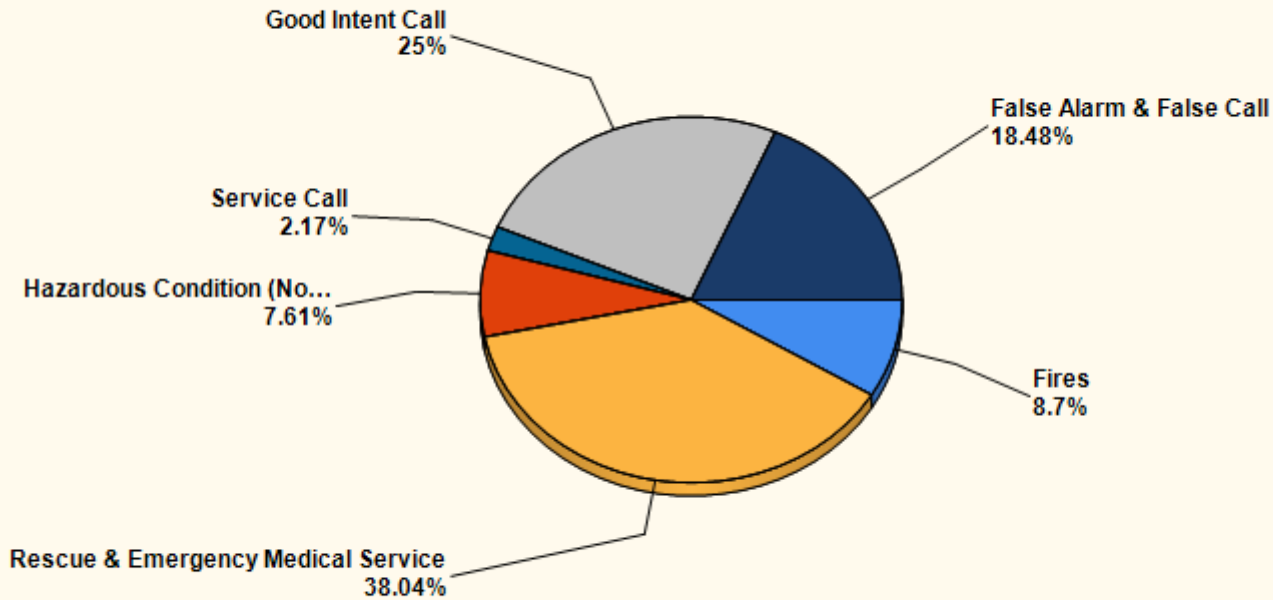


MONTHLY FIRE REPORT
MAY 2021
PRESENTED 07/08/2021

Monthly Call Progression



Breakdown by Call Type

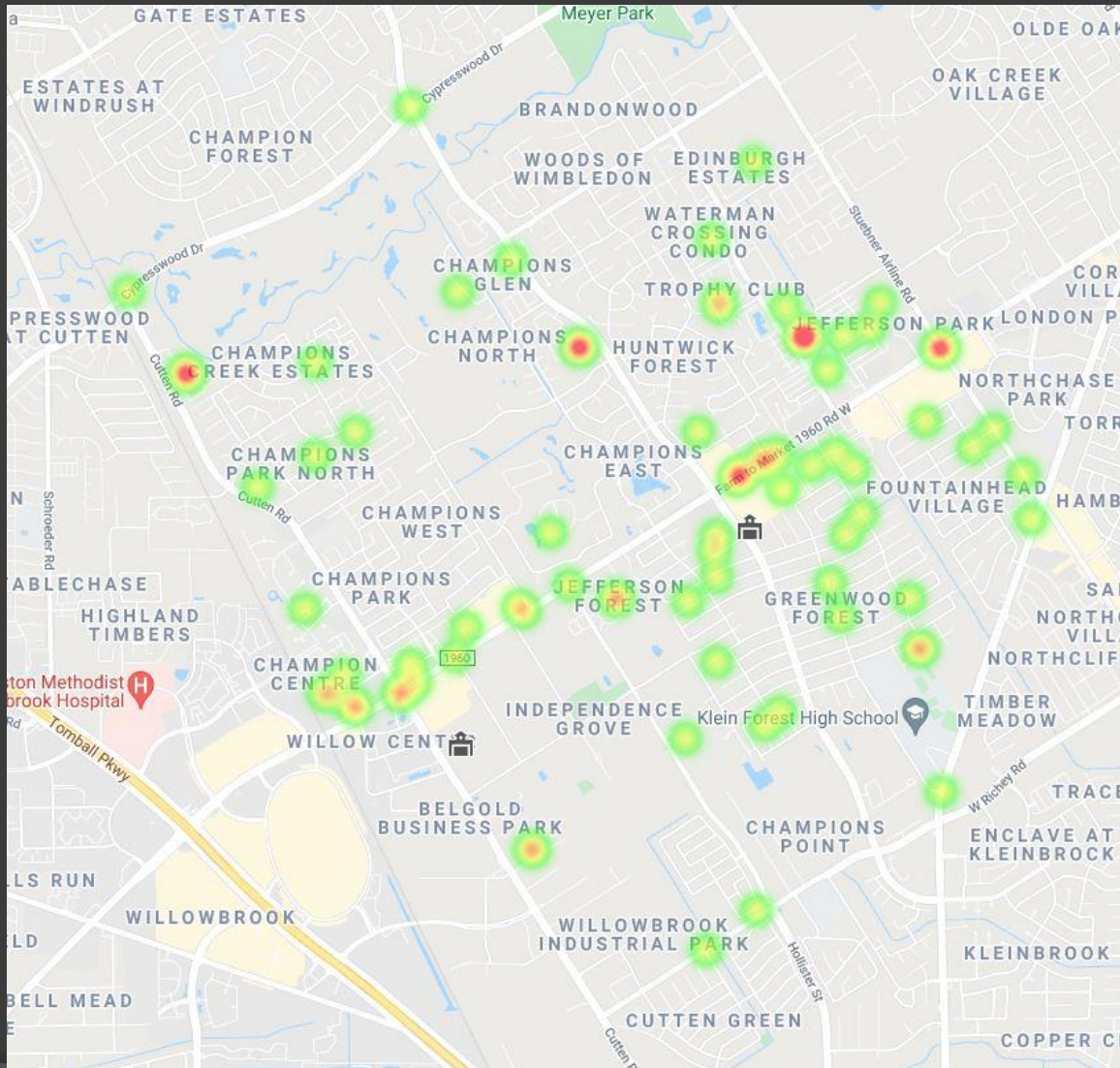


MAJOR INCIDENT TYPE	# INCIDENTS	% of TOTAL
Fires	8	8.7%
Rescue & Emergency Medical Service	35	38.04%
Hazardous Condition (No Fire)	7	7.61%
Service Call	2	2.17%
Good Intent Call	23	25%
False Alarm & False Call	17	18.48%
TOTAL	92	100%

Incident Statistics

INCIDENT COUNT		
INCIDENT TYPE	# INCIDENTS	
EMS	35	
FIRE	57	
TOTAL	92	
PRE-INCIDENT VALUE	LOSSES	
\$1,707,300.00	\$40,165.00	
CO CHECKS		
746 - Carbon monoxide detector activation, no CO	1	
TOTAL	1	
MUTUAL AID		
Aid Type	Total	
Aid Given	9	
Aid Received	2	
OVERLAPPING CALLS		
# OVERLAPPING	% OVERLAPPING	
12	13.04	
LIGHTS AND SIREN - AVERAGE TURNOUT TIME (Dispatch to Enroute)		
Station	EMS	FIRE
Champions ESD #11	0:01:59	0:01:40
Champions ESD #12	0:00:59	0:00:38
AVERAGE FOR ALL CALLS		0:01:38
AGENCY	AVERAGE TIME ON SCENE (MM:SS)	
Harris County Emergency Services District 29	20:05	

Heat Map



Average Response Time

Emergency and Non-Emergency Average Response Time In-District

AGENCY	AVERAGE RESPONSE TIME (Dispatch to Arrived)	NUMBER OF INCIDENTS
Harris County Emergency Services District 29	5:35	68

APPARATUS	AVERAGE RESPONSE TIME (Dispatch to Arrived in mm:ss)	NUMBER OF CALLS
B11	0:02	1
D10	6:02	4
E10	3:46	2
E11	6:03	43
E12	5:15	25
TW11	5:30	4

Response Time Comparison

Emergency Average Response Time In-District

Month	2021	2020	2019
January	5:26	5:40	5:39
February	6:16	6:15	6:00
March	5:32	5:31	5:56
April	5:35	5:29	6:05
May	5:22	5:01	6:26

Incidents by District

ZONE	NUMBER OF CALLS
KA515 - Cypress Creek VFD	2
KA534 - Klein VFD	3
KA542 - Northwest VFD	1
KA545 - Ponderosa VFD	3
KA561 - Champions ESD	83
TOTAL:	92

Major Incidents / Losses

# INCIDENTS	TOTAL PRE-INCIDENT VAL.	TOTAL LOSSES
3	\$1,707,300.00	\$40,165.00

DATE	TYPE	LOCATION	PRE-INCIDENT TOTAL	TOTAL LOSS
05/12/2021	111 - Building fire	13325 VETERANS MEMORIAL DR HOUSTON	\$700,000.00	\$35,000.00
05/13/2021	131 - Passenger vehicle fire	14050 CUTTEN RD HOUSTON	\$5,300.00	\$5,150.00
05/21/2021	113 - Cooking fire, confined to container	14222 WUNDERLICH DR HOUSTON	\$1,002,000.00	\$15.00

FIRE PREVENTION PROGRAM

- ⦿ May 2021
- ⦿ 31 Hours / 3 Shifts
- ⦿ 17 Businesses
Contacted / Mapped
/ Preplanned

21-May	ADDRESS	BUSINESS
21-5119	5119 FM 1960	STRIP CENTER (VACANT)
21-5121	5121 FM 1960	STRIP CENTER (VACANT)
21-5125	5125 FM 1960	STRIP CENTER (VACANT)
21-5137	5137 FM 1960	ELYON AFRICAN MARKET
21-5141	5141 FM 1960	7 FOOT RELAX
21-5143	5143 FM 1960	BLACK FOREST JEWELERS
21-5145	5145 FM 1960	GEARHEAD GRUB N PUB
21-5177	5177 FM 1960	BIZARRE BAZAAR
21-5181	5181 FM 1960	CLINICA HISPANA RUBYMED
21-5199	5199 FM 1960	STRIP CENTER (VACANT)
21-5187	5187 FM 1960	STRIP CENTER (VACANT)
21-6616	6616 GANT	WEST ELECTRICAL SALES OF TEXAS
21-6618	6618 GANT	DLT ENVELOPES & PRINTING
21-6800	6800 GANT	CHAMPIONS MULTI STORAGE
21-6814	6814 GANT	COMMERCIAL OFFICE BUILDING PARK SUITES 102-132
21-12811	12811 GREENWOOD FOREST	THE ARDEN GREENWOOD
21-12820	12820 GREENWOOD FOREST	GREENWOOD FOREST APARTMENTS

Questions?

