

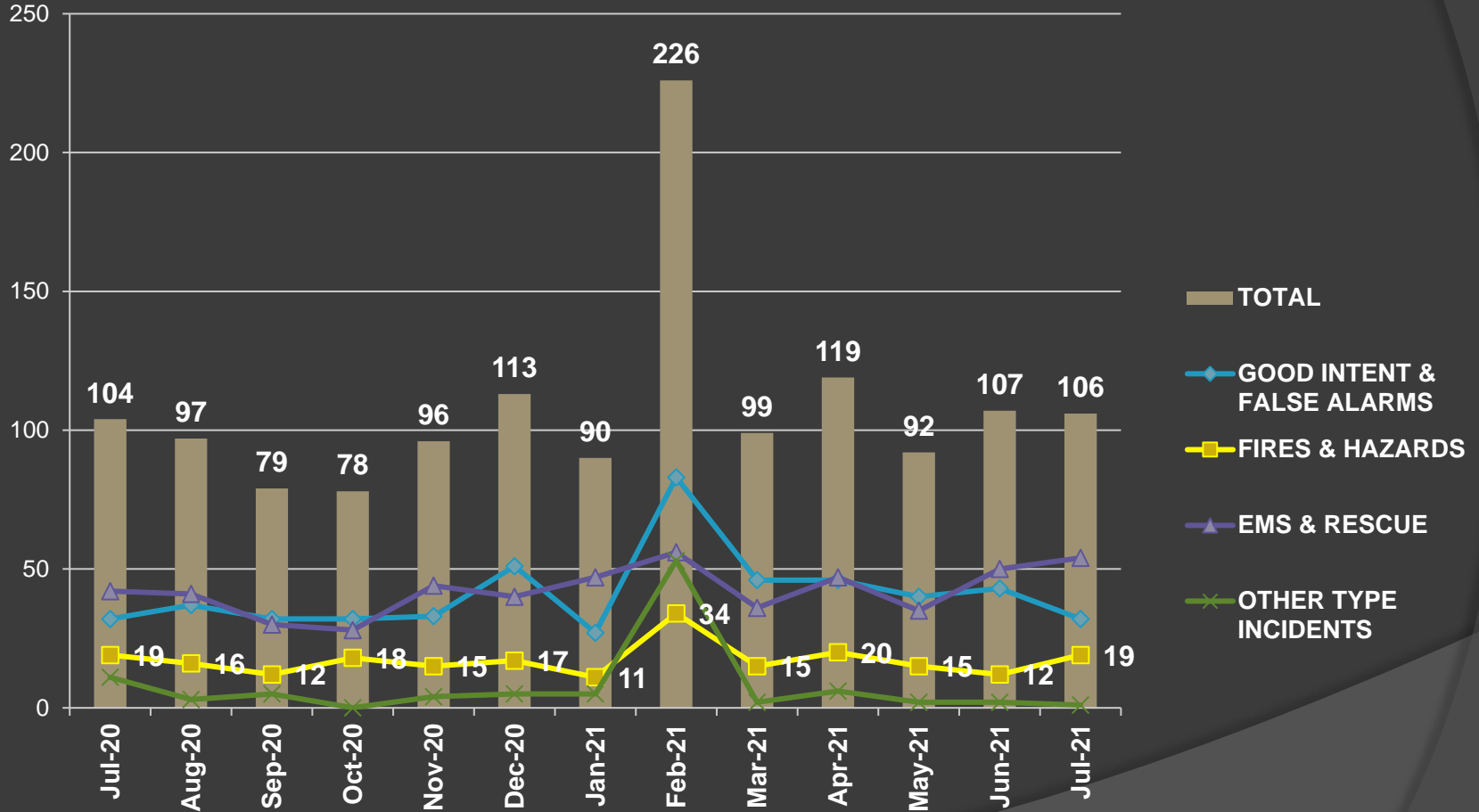


MONTHLY FIRE REPORT JULY 2021

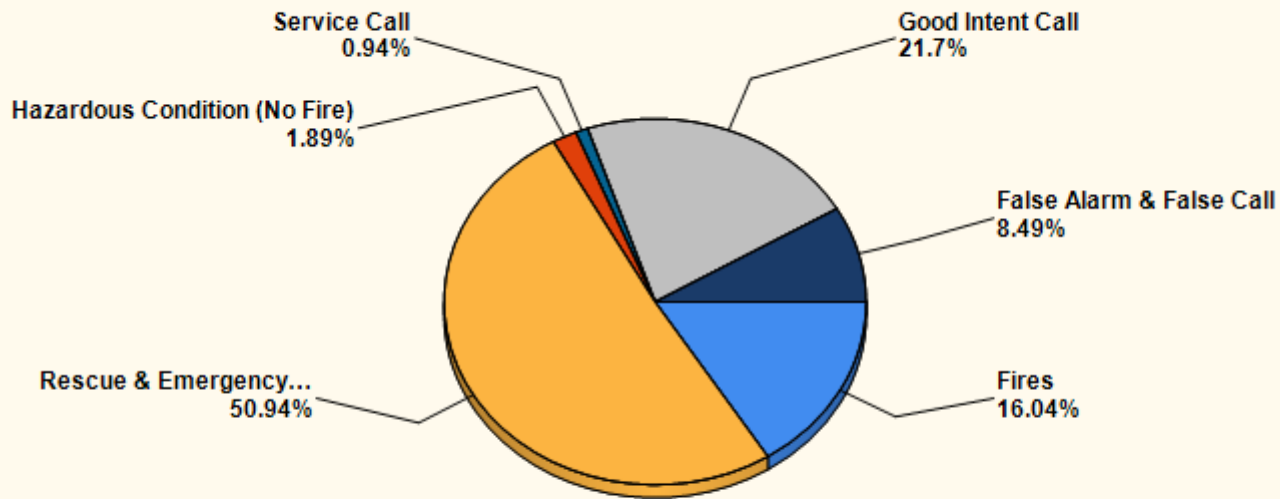
Harris County ESD #29
www.championsfire.org

PRESENTED 09/02/2021

Monthly Call Progression



Breakdown by Call Type

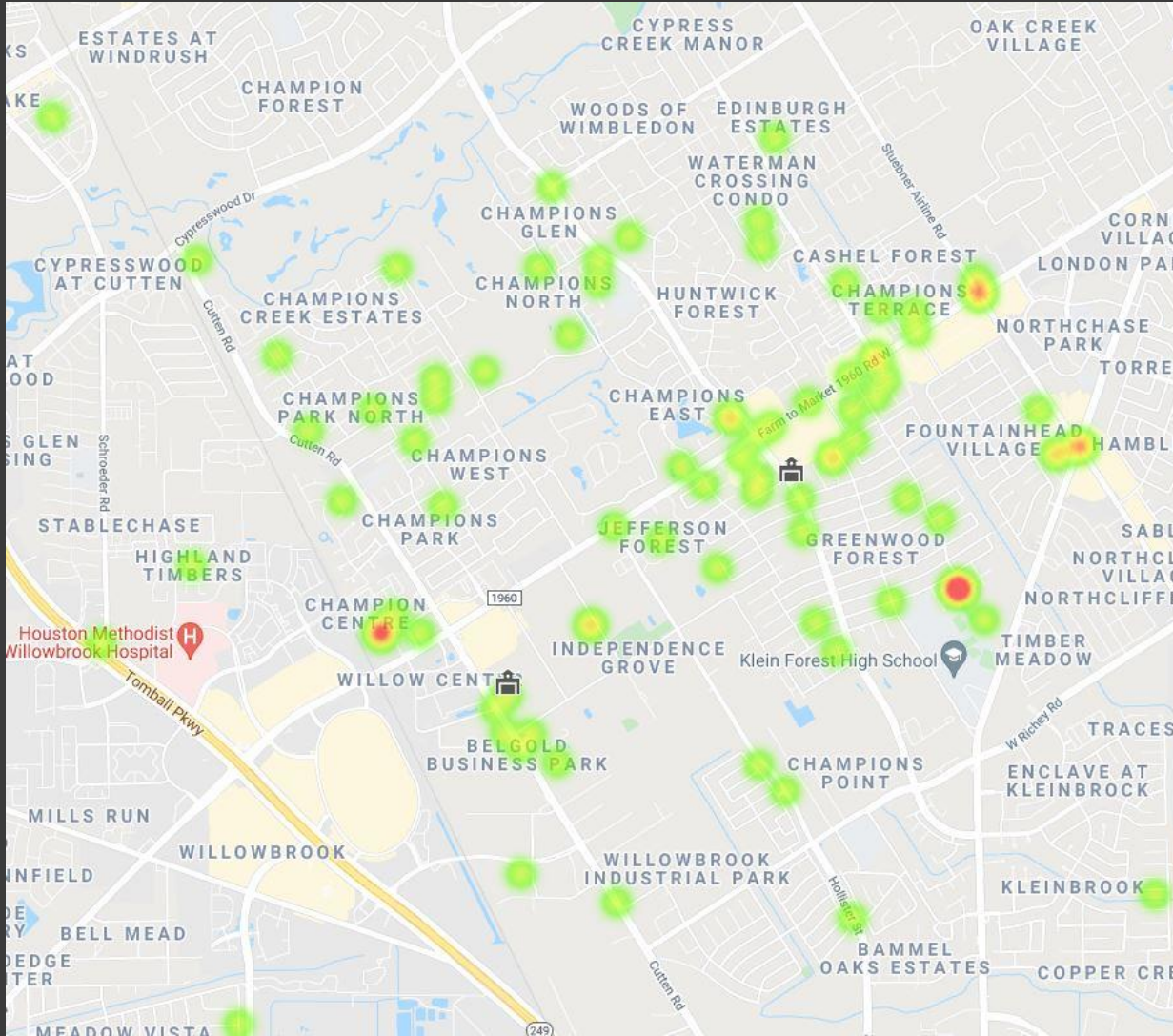


MAJOR INCIDENT TYPE	# INCIDENTS	% of TOTAL
Fires	17	16.04%
Rescue & Emergency Medical Service	54	50.94%
Hazardous Condition (No Fire)	2	1.89%
Service Call	1	0.94%
Good Intent Call	23	21.7%
False Alarm & False Call	9	8.49%
TOTAL	106	100%

Incident Statistics

INCIDENT COUNT		
INCIDENT TYPE	# INCIDENTS	
EMS	54	
FIRE	52	
TOTAL	106	
PRE-INCIDENT VALUE	LOSSES	
\$946,000.00	\$97,750.00	
CO CHECKS		
746 - Carbon monoxide detector activation, no CO	1	
TOTAL	1	
MUTUAL AID		
Aid Type	Total	
Aid Given	15	
Aid Received	2	
OVERLAPPING CALLS		
# OVERLAPPING	% OVERLAPPING	
16	15.09	
LIGHTS AND SIREN - AVERAGE TURNOUT TIME (Dispatch to Enroute)		
Station	EMS	FIRE
Champions ESD #11	0:02:03	0:02:17
Champions ESD #12	0:01:06	0:01:37
AVERAGE FOR ALL CALLS		0:01:50
AGENCY	AVERAGE TIME ON SCENE (MM:SS)	
Harris County Emergency Services District 29	27:04	

Heat Map



Average Response Time

Emergency and Non-Emergency Average Response Time In-District

AGENCY	AVERAGE RESPONSE TIME (Dispatch to Arrived)	NUMBER Of INCIDENTS
Harris County Emergency Services District 29	5:40	79

APPARATUS	AVERAGE RESPONSE TIME (Dispatch to Arrived in mm:ss)	NUMBER OF CALLS
B11	8:12	3
D10	6:00	7
E10	5:31	16
E11	5:52	37
E12	5:42	27
TW11	6:26	6

Response Time Comparison

Emergency Average Response Time In-District

Month	2021	2020	2019
January	5:26	5:40	5:39
February	6:16	6:15	6:00
March	5:32	5:31	5:56
April	5:35	5:29	6:05
May	5:22	5:01	6:26
June	5:41	5:21	6:23
July	5:41	5:51	5:56

Incidents by District

ZONE	NUMBER OF CALLS
KA515 - Cypress Creek VFD	5
KA534 - Klein VFD	6
KA542 - Northwest VFD	4
KA545 - Ponderosa VFD	1
KA561 - Champions ESD	90
TOTAL:	106

Major Incidents / Losses

DATE	TYPE	LOCATION	TOTAL
07/03/2021	111 - Building fire	5903 TEMPLEGATE DR HOUSTON	\$60,000.00
07/14/2021	111 - Building fire	12820 GREENWOOD FOREST DR HOUSTON	\$30,000.00
07/21/2021	111 - Building fire	4515 GENEVA DR HOUSTON	\$5,500.00
07/31/2021	111 - Building fire	13223 CHAMPIONS CENTRE DR HOUSTON	\$2,250.00

FIRE PREVENTION PROGRAM

- ◎ July 2021
- ◎ 24 Hours / 2 Shifts
- ◎ 14 Businesses Contacted / Mapped /
Preplanned

Worker's Comp Injury

◎ 8/27/21

- One FF injured at industrial fire
- Injury to bicep while climbing TW11 turntable

Questions?

