



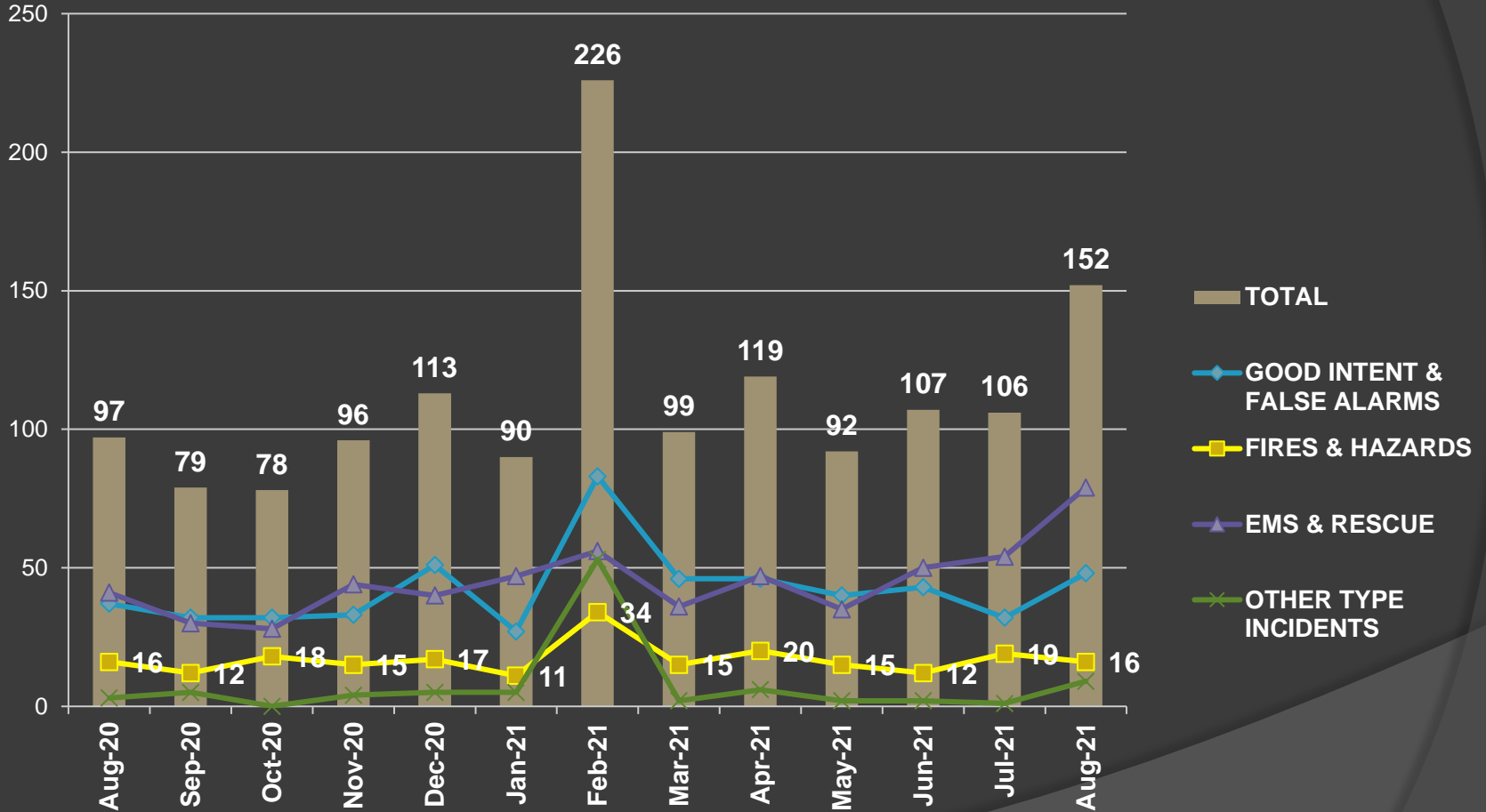
Harris County ESD #29
www.championsfire.org

MONTHLY FIRE REPORT

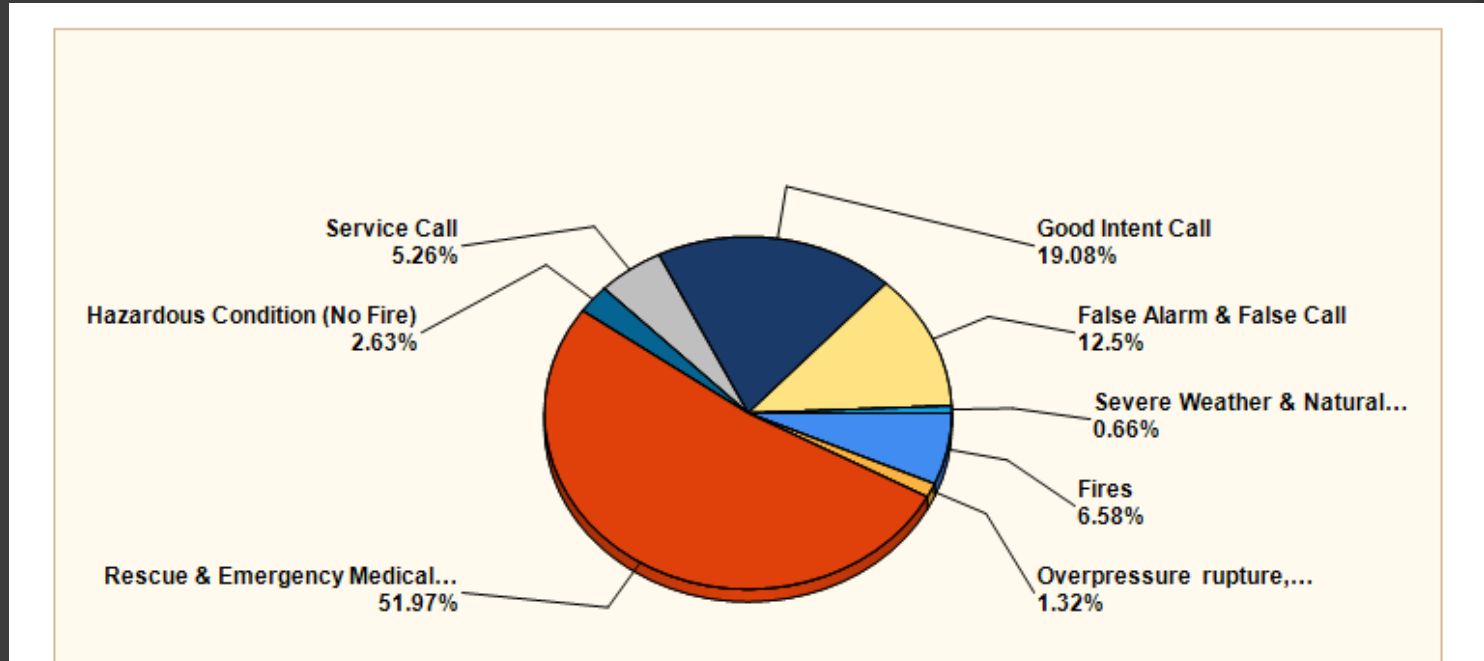
AUGUST 2021

PRESENTED 10/7/2021

Monthly Call Progression



Breakdown by Call Type

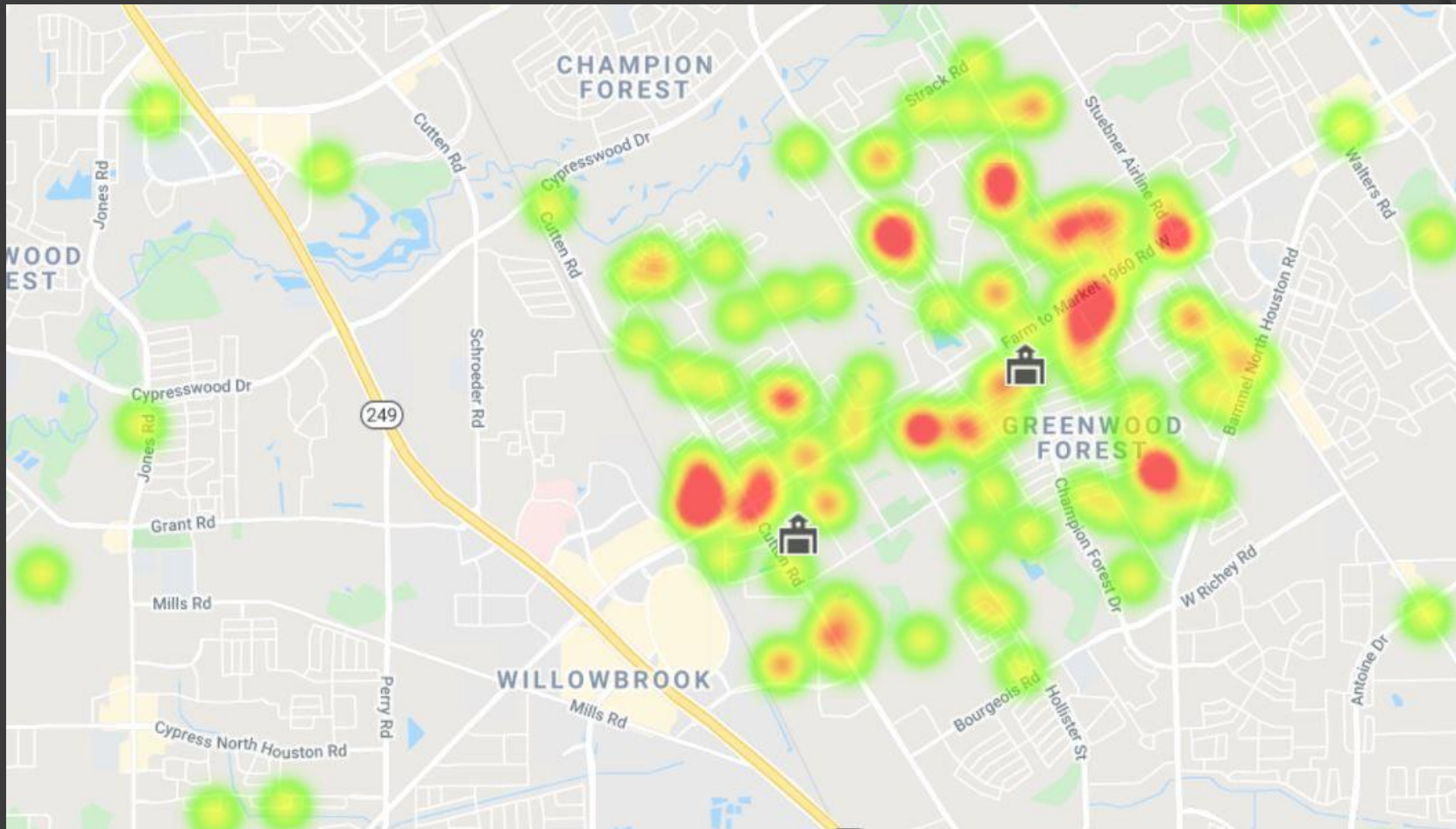


MAJOR INCIDENT TYPE	# INCIDENTS	% of TOTAL
Fires	10	6.58%
Overpressure rupture, explosion, overheating - no fire	2	1.32%
Rescue & Emergency Medical Service	78	51.32%
Hazardous Condition (No Fire)	5	3.29%
Service Call	8	5.26%
Good Intent Call	29	19.08%
False Alarm & False Call	19	12.5%
Severe Weather & Natural Disaster	1	0.66%
TOTAL	152	100%

Incident Statistics

INCIDENT COUNT		
INCIDENT TYPE	# INCIDENTS	
EMS	78	
FIRE	74	
TOTAL	152	
PRE-INCIDENT VALUE	LOSSES	
\$247,105.00	\$20,605.00	
CO CHECKS		
736 - CO detector activation due to malfunction	1	
TOTAL	1	
MUTUAL AID		
Aid Type	Total	
Aid Given	20	
Aid Received	7	
OVERLAPPING CALLS		
# OVERLAPPING	% OVERLAPPING	
32	21.05	
LIGHTS AND SIREN - AVERAGE TURNOUT TIME (Dispatch to Enroute)		
Station	EMS	FIRE
Champions ESD #11	0:01:35	0:01:57
Champions ESD #12	0:01:09	0:01:47
AVERAGE FOR ALL CALLS		0:01:31
AGENCY	AVERAGE TIME ON SCENE (MM:SS)	
Harris County Emergency Services District 29	20:49	

Heat Map



Average Response Time

Emergency and Non-Emergency Average Response Time In-District

AGENCY	AVERAGE RESPONSE TIME (Dispatch to Arrived)	NUMBER OF INCIDENTS
Harris County Emergency Services District 29	5:59	117

APPARATUS	AVERAGE RESPONSE TIME (Dispatch to Arrived in mm:ss)	NUMBER OF CALLS
B11	6:26	14
D10	5:54	14
E10	5:46	5
E11	6:44	71
E12	5:34	37
T12	9:31	1
TW11	5:52	10

Response Time Comparison

Emergency Average Response Time In-District

Month	2021	2020	2019
January	5:26	5:40	5:39
February	6:16	6:15	6:00
March	5:32	5:31	5:56
April	5:35	5:29	6:05
May	5:22	5:01	6:26
June	5:41	5:21	6:23
July	5:41	5:51	5:56
August	5:56	5:42	6:01

Incidents by District

ZONE	NUMBER OF CALLS
KA515 - Cypress Creek VFD	5
KA534 - Klein VFD	7
KA542 - Northwest VFD	5
KA545 - Ponderosa VFD	2
KA561 - Champions ESD	133
TOTAL:	152

Major Incidents / Losses

INCIDENT #	DATE	TYPE	LOCATION	TOTAL
2021-939	08/09/2021	111 - Building fire	13333 VETERANS MEMORIAL DR HOUSTON	\$15,000.00
2021-941	08/10/2021	113 - Cooking fire,	5007 W 1960 HOUSTON	\$5.00
2021-945	08/11/2021	131 - Passenger	BAMMEL N HOUSTON RD HOUSTON	\$2,100.00
2021-988	08/16/2021	111 - Building fire	5711 BERMUDA DUNES DR HOUSTON	\$3,500.00

FIRE PREVENTION PROGRAM

- ⦿ August 2021
- ⦿ 40.5 Hours / 4 Shifts
- ⦿ 12 Businesses Contacted / Mapped /
Preplanned

Questions?

