

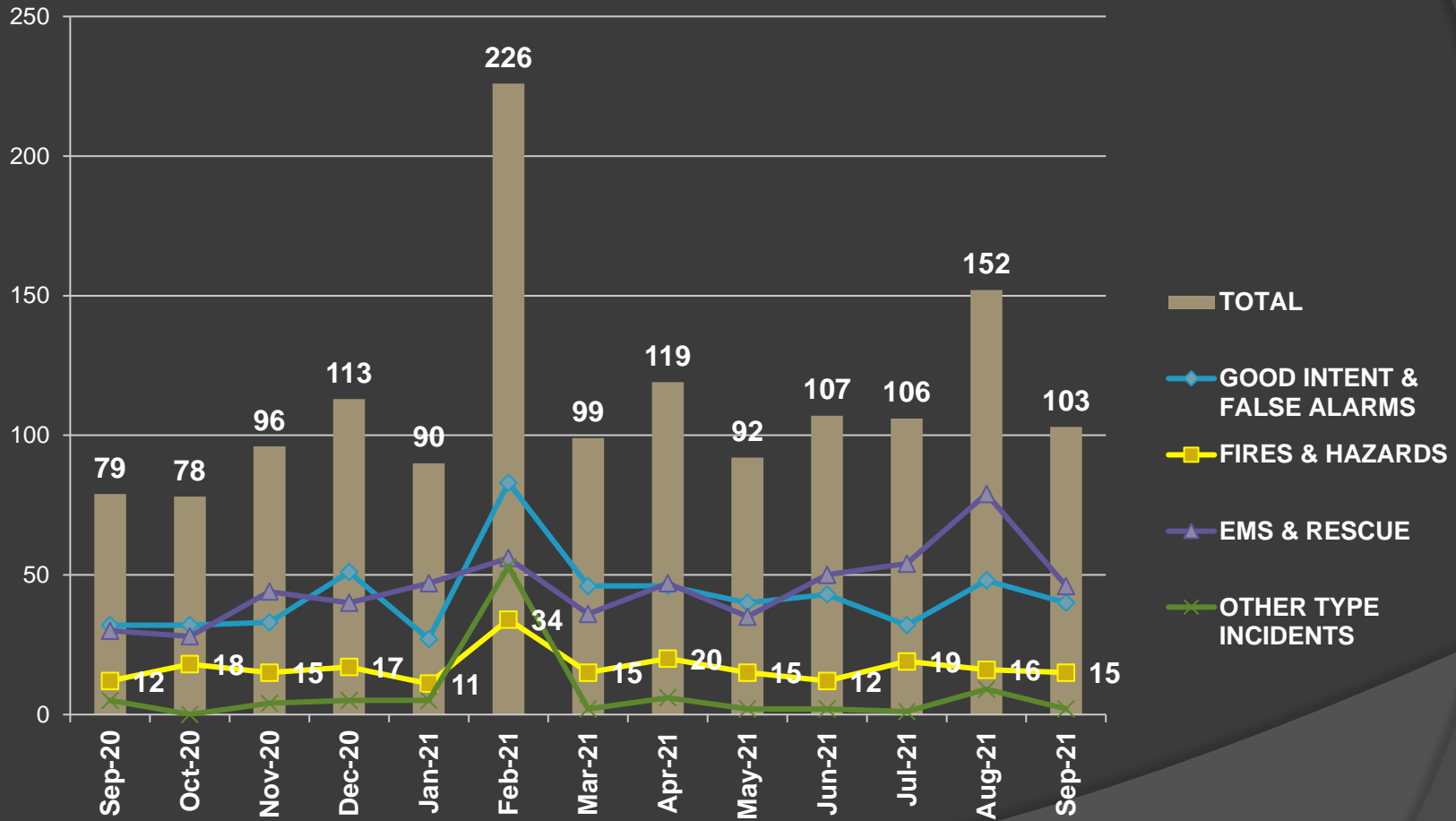


Harris County ESD #29  
[www.championsfire.org](http://www.championsfire.org)

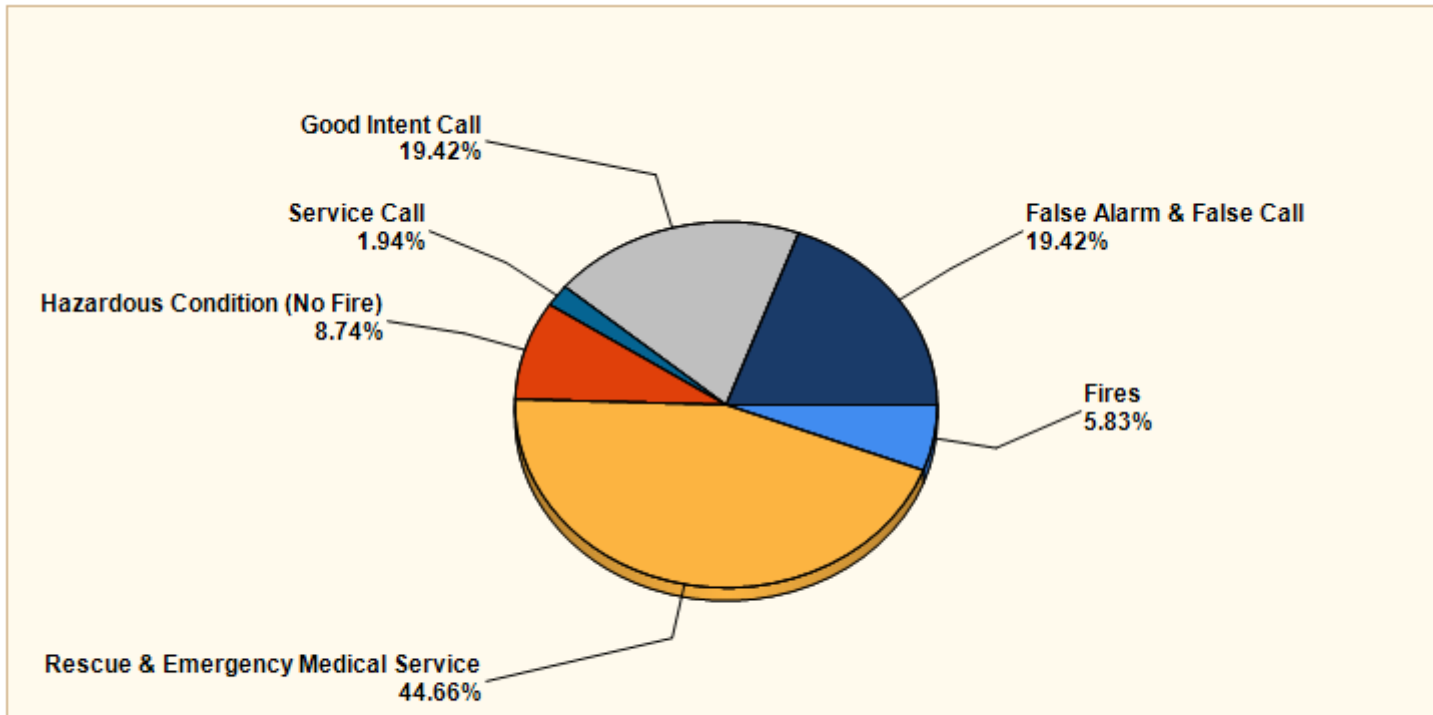


**MONTHLY FIRE REPORT**  
**SEPTEMBER 2021**  
PRESENTED 11/4/2021

# Monthly Call Progression



# Breakdown by Call Type

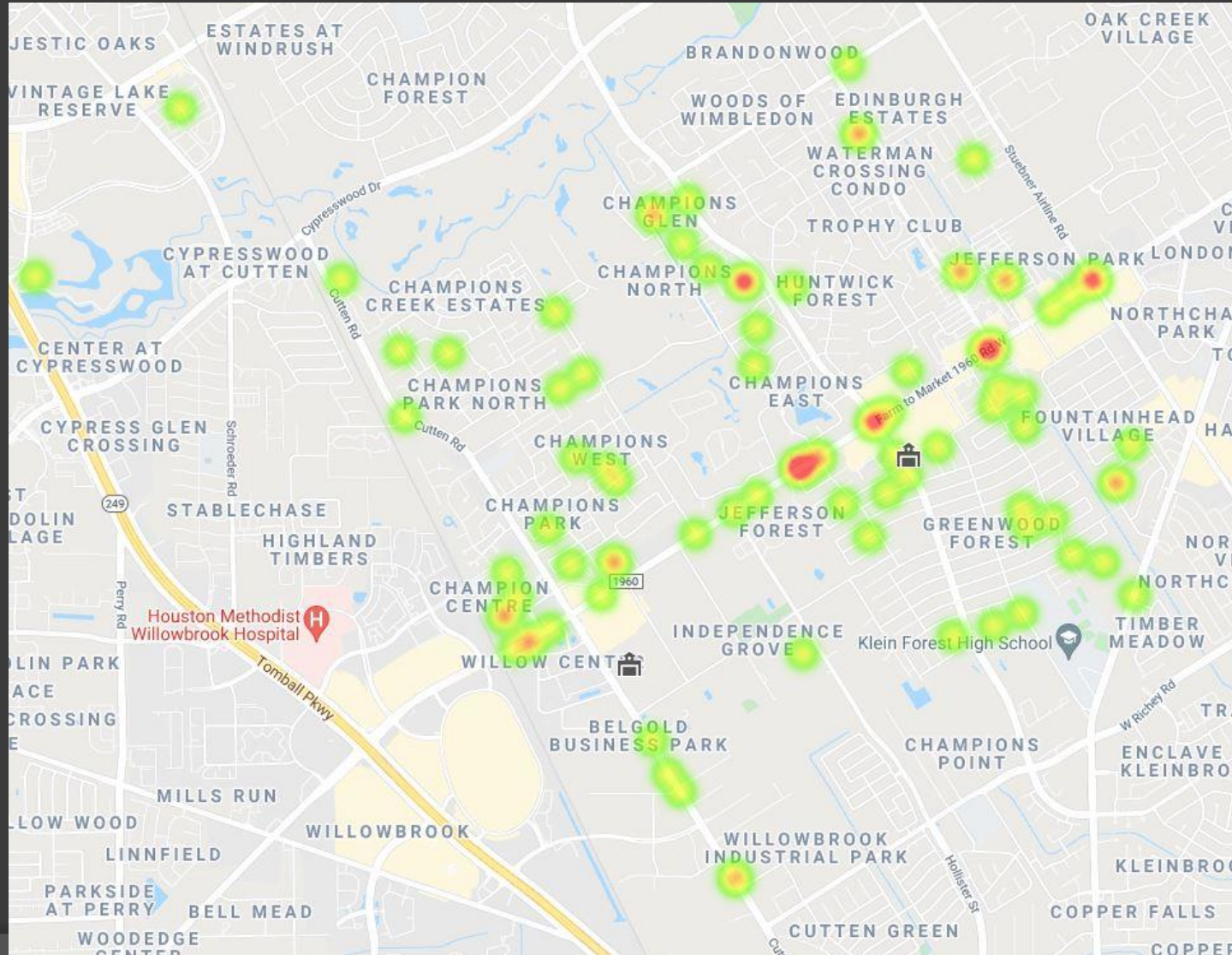


MAJOR INCIDENT TYPE	# INCIDENTS	% of TOTAL
Fires	6	5.83%
Rescue & Emergency Medical Service	46	44.66%
Hazardous Condition (No Fire)	9	8.74%
Service Call	2	1.94%
Good Intent Call	20	19.42%
False Alarm & False Call	20	19.42%
<b>TOTAL</b>	<b>103</b>	<b>100%</b>

# Incident Statistics

INCIDENT COUNT		
INCIDENT TYPE	# INCIDENTS	
EMS	46	
FIRE	57	
<b>TOTAL</b>	<b>103</b>	
PRE-INCIDENT VALUE	LOSSES	
<b>\$467,152.00</b>	<b>\$150,000.00</b>	
CO CHECKS		
736 - CO detector activation due to malfunction	1	
<b>TOTAL</b>	<b>1</b>	
MUTUAL AID		
Aid Type	Total	
Aid Given	12	
Aid Received	1	
OVERLAPPING CALLS		
# OVERLAPPING	% OVERLAPPING	
13	12.62	
LIGHTS AND SIREN - AVERAGE TURNOUT TIME (Dispatch to Enroute)		
Station	EMS	FIRE
Champions ESD #11	0:01:45	0:01:41
Champions ESD #12	0:01:42	0:02:02
<b>AVERAGE FOR ALL CALLS</b>		<b>0:01:46</b>
AGENCY	AVERAGE TIME ON SCENE (MM:SS)	
Harris County Emergency Services District 29	17:10	

# Heat Map



# Average Response Time

## Emergency and Non-Emergency Average Response Time In-District

AGENCY	AVERAGE RESPONSE TIME (Dispatch to Arrived)	NUMBER OF INCIDENTS
Harris County Emergency Services District 29	5:58	80

APPARATUS	AVERAGE RESPONSE TIME (Dispatch to Arrived in mm:ss )	NUMBER OF CALLS
B11	6:25	2
D10	4:25	6
E10	6:21	7
E11	5:57	50
E12	6:21	18
T12	3:57	1
TW11	5:17	8

# Response Time Comparison

Emergency Average Response Time In-District

Month	2021	2020	2019
January	5:26	5:40	5:39
February	6:16	6:15	6:00
March	5:32	5:31	5:56
April	5:35	5:29	6:05
May	5:22	5:01	6:26
June	5:41	5:21	6:23
July	5:41	5:51	5:56
August	5:56	5:42	6:01
<b>September</b>	<b>5:37</b>	5:12	6:03

# Incidents by District

ZONE	NUMBER OF CALLS
KA501 - Aldine VFD	1
KA534 - Klein VFD	4
KA542 - Northwest VFD	4
KA561 - Champions ESD	94
<b>TOTAL:</b>	<b>103</b>



# Major Incidents / Losses

DATE	TYPE	LOCATION	TOTAL LOSS
9/6/2021	111 - Building fire	6903 MOSSRIDGE DR	\$150,000.00

# FIRE PREVENTION PROGRAM

- ⦿ September 2021
- ⦿ 16 Hours / 2 Shifts
- ⦿ 21 Businesses Contacted / Mapped / Preplanned

Questions?

