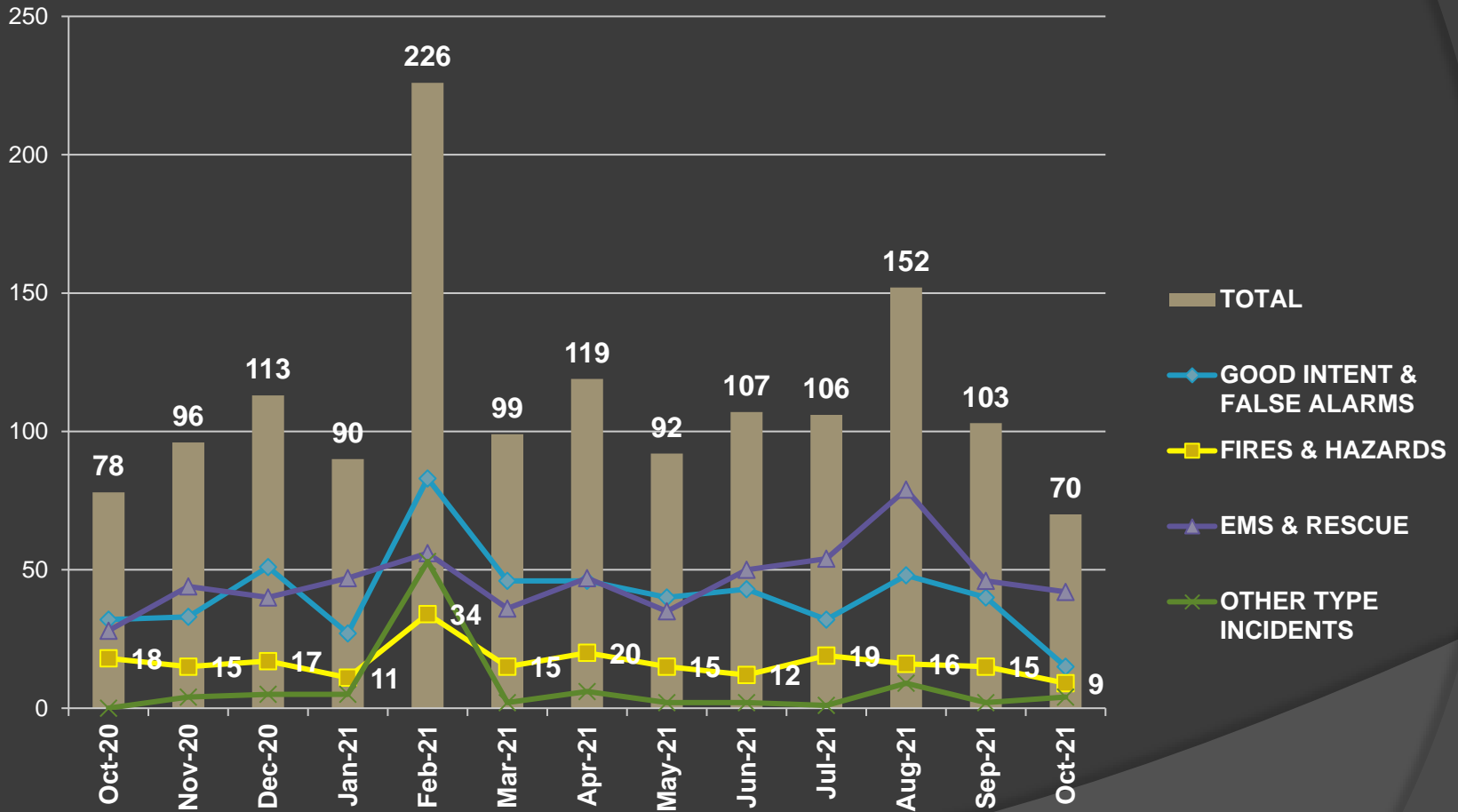




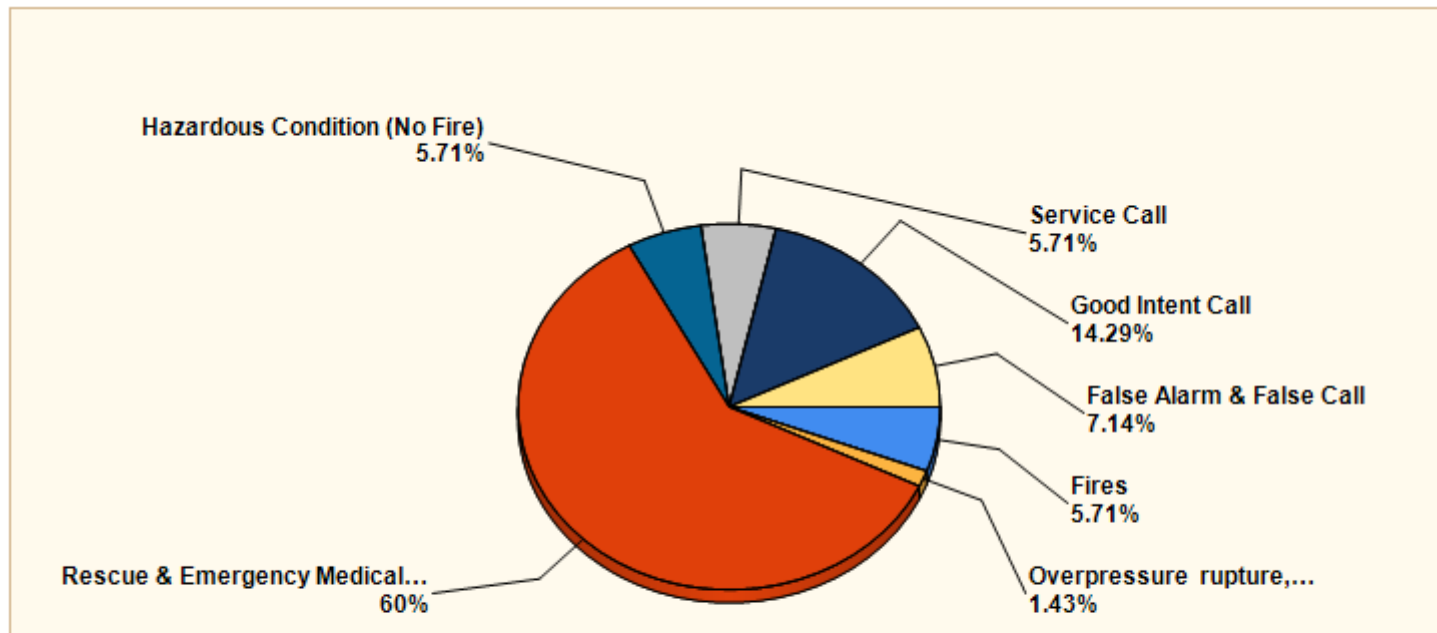
Harris County ESD #29  
[www.championsfire.org](http://www.championsfire.org)

MONTHLY FIRE REPORT  
OCTOBER 2021  
PRESENTED 12/2/2021

# Monthly Call Progression



# Breakdown by Call Type

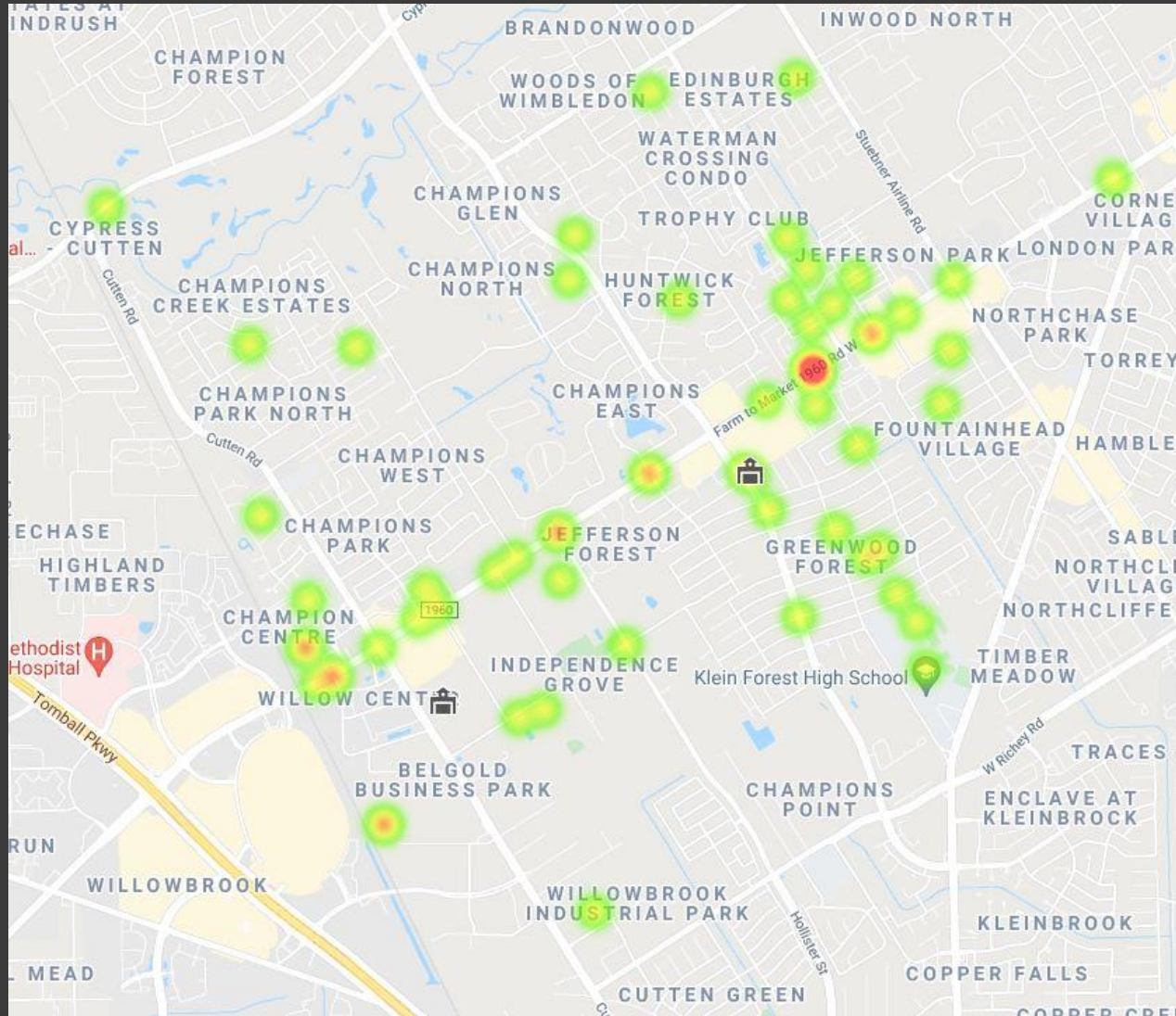


MAJOR INCIDENT TYPE	# INCIDENTS	% of TOTAL
Fires	4	5.71%
Overpressure rupture, explosion, overheating - no fire	1	1.43%
Rescue & Emergency Medical Service	42	60%
Hazardous Condition (No Fire)	4	5.71%
Service Call	4	5.71%
Good Intent Call	10	14.29%
False Alarm & False Call	5	7.14%
<b>TOTAL</b>	<b>70</b>	<b>100%</b>

# Incident Statistics

INCIDENT COUNT		
INCIDENT TYPE	# INCIDENTS	
EMS	42	
FIRE	28	
<b>TOTAL</b>	<b>70</b>	
PRE-INCIDENT VALUE	LOSSES	
<b>\$0.00</b>	<b>\$0.00</b>	
CO CHECKS		
<b>TOTAL</b>		
MUTUAL AID		
Aid Type	Total	
Aid Given	9	
Aid Received	1	
OVERLAPPING CALLS		
# OVERLAPPING	% OVERLAPPING	
8	11.43	
LIGHTS AND SIREN - AVERAGE TURNOUT TIME (Dispatch to Enroute)		
Station	EMS	FIRE
Champions ESD #11	0:01:38	0:01:33
Champions ESD #12	0:02:04	0:01:21
<b>AVERAGE FOR ALL CALLS</b>		<b>0:01:43</b>
AGENCY	AVERAGE TIME ON SCENE (MM:SS)	
Harris County Emergency Services District 29	13:28	

# Heat Map



# Average Response Time

## Emergency and Non-Emergency Average Response Time In-District

<b>AGENCY</b>	<b>AVERAGE RESPONSE TIME (Dispatch to Arrived)</b>	<b>NUMBER OF INCIDENTS</b>
Harris County Emergency Services District 29	6:11	53

<b>APPARATUS</b>	<b>AVERAGE RESPONSE TIME (Dispatch to Arrived in mm:ss )</b>	<b>NUMBER OF CALLS</b>
D10	5:11	3
E11	5:55	29
E12	6:26	22
POV	4:13	1
TW11	6:30	3

# Response Time Comparison

Emergency Average Response Time In-District

Month	2021	2020	2019
January	5:26	5:40	5:39
February	6:16	6:15	6:00
March	5:32	5:31	5:56
April	5:35	5:29	6:05
May	5:22	5:01	6:26
June	5:41	5:21	6:23
July	5:41	5:51	5:56
August	5:56	5:42	6:01
September	5:37	5:12	6:03
<b>October</b>	<b>5:55</b>	5:22	5:28

# Incidents by District

ZONE	NUMBER OF CALLS
KA514 - Cy-Fair VFD	1
KA515 - Cypress Creek VFD	1
KA534 - Klein VFD	2
KA545 - Ponderosa VFD	3
KA561 - Champions ESD	63
<b>TOTAL:</b>	<b>70</b>



# Major Incidents / Losses

None

# FIRE & LIFE SAFETY PROGRAM

- October 2021
- 10.75 Hours / 2 Shifts
- 6 Businesses Contacted / Mapped / Preplanned

21-Oct	ADDRESS	BUSINESS
21-6767	6767 CYPRESS CREEK PKWY	ORIGIN BANK
21-6711	6711 CYPRESS CREEK PKWY	BAUMGARTNER LAW FIRM
21-6707	6707 CYPRESS CREEK PKWY	HERITAGE LINKS
21-6705	6705 CYPRESS CREEK PKWY	HOUSE OF FABRICS
21-6705 SUITE B	6705 CYPRESS CREEK PKWY	McCOLLUM'S UPHOLSTERY
21-6701	6701 CYPRESS CREEK PKWY	PROSE AT 1960 CHAMPIONS APARTMENTS

# Fire Prevention Month Activities



National Night Out	Fire Prevention Month
Woods of Wimbledon	Little Champs Daycare
Greenwood Forest	Banff School
Champions East	Church of Champions
Champions Bend	Kinsmen Lutheran Church
Champions Park (Halloween Parade)	Greenwood Forest Elementary
Champions Centre Estates (11/4/21)	Yeager Elementary (12/1/21)
Fountainhead Santa Parade (12/12/21)	John Wesley Church (1/20/22)

# Training

- ⦿ E.S.D. 11 Introduction and Medic Familiarization Classes
- ⦿ Assisting Special Rescue Teams – Online Monthly Assignment
- ⦿ KnowBe4 Cyber Security Training

# Questions?

