



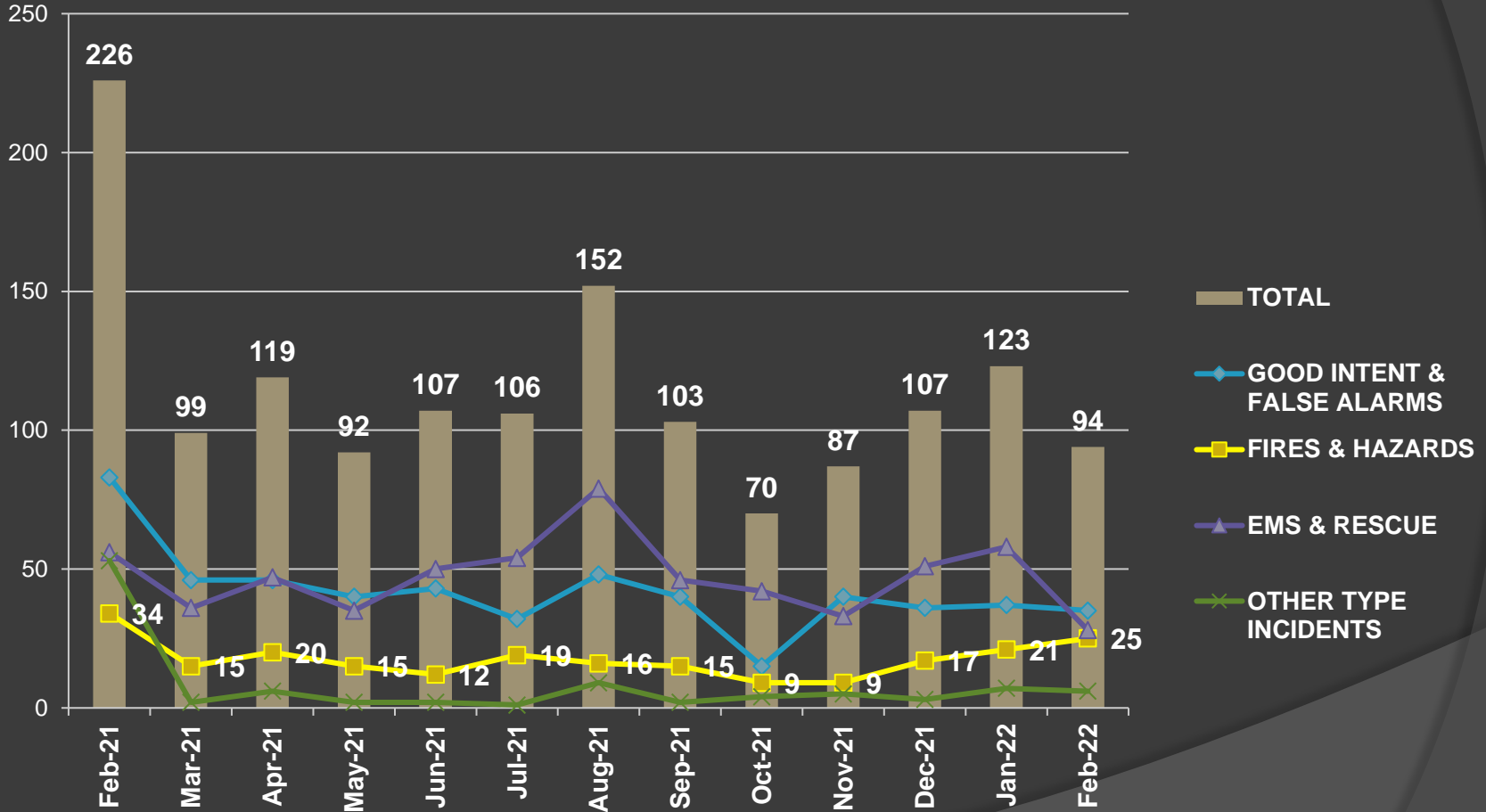
04-01-2022 - R



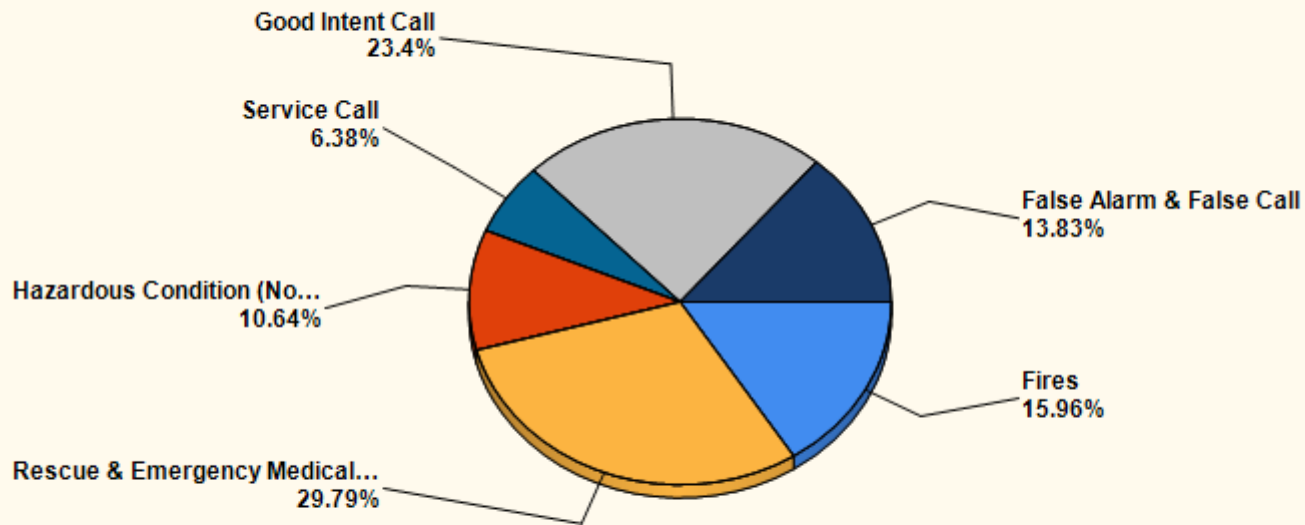
Harris County ESD #29
www.championsfire.org

MONTHLY FIRE REPORT
FEBRUARY 2022
PRESENTED 4/7/2022

Monthly Call Progression



Breakdown by Call Type

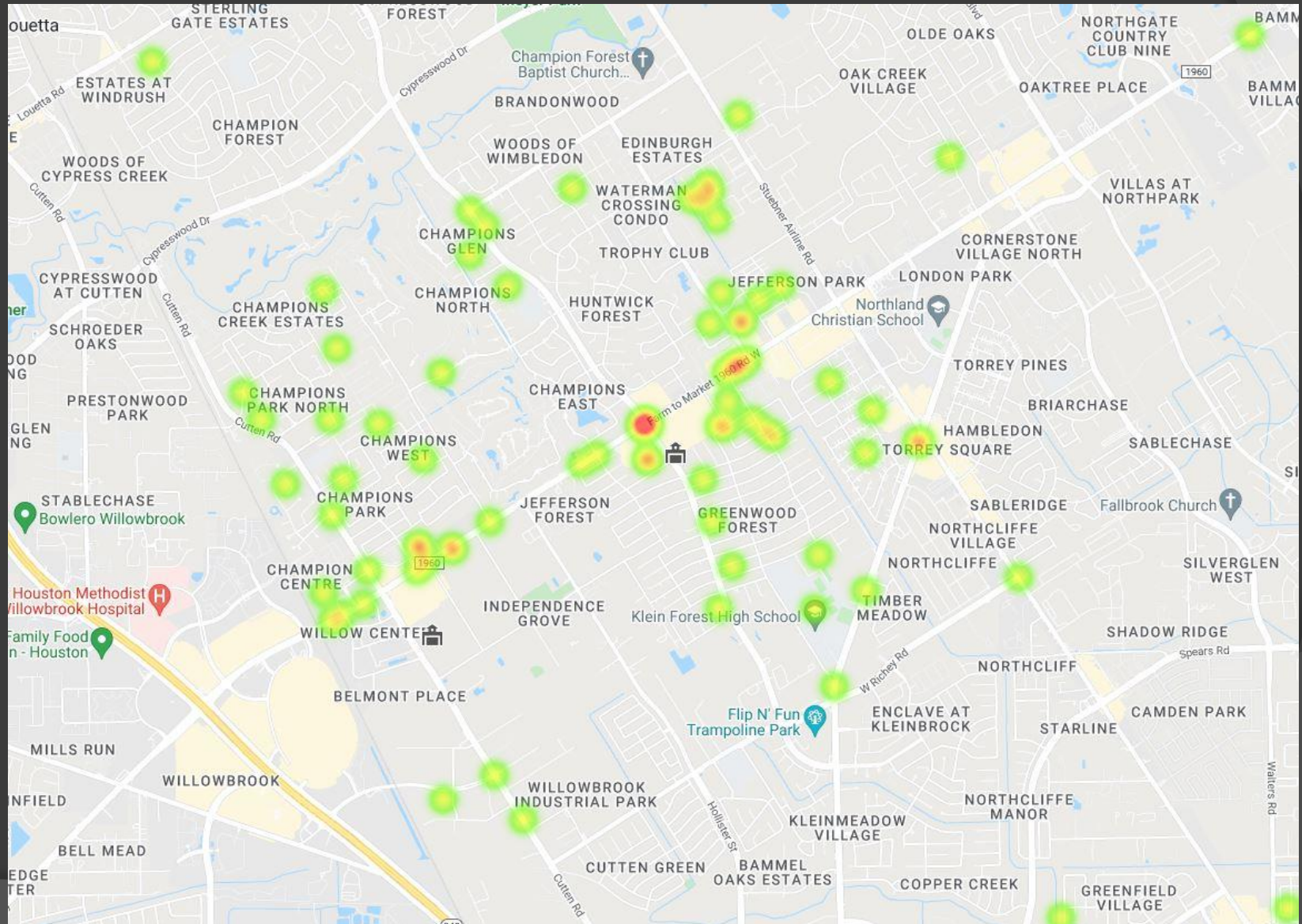


MAJOR INCIDENT TYPE	# INCIDENTS	% of TOTAL
Fires	15	15.96%
Rescue & Emergency Medical Service	28	29.79%
Hazardous Condition (No Fire)	10	10.64%
Service Call	6	6.38%
Good Intent Call	22	23.4%
False Alarm & False Call	13	13.83%
TOTAL	94	100%

Incident Statistics

INCIDENT COUNT		
INCIDENT TYPE	# INCIDENTS	
EMS	28	
FIRE	66	
TOTAL	94	
PRE-INCIDENT VALUE	LOSSES	
\$1,250,000.00	\$65,100.00	
CO CHECKS		
424 - Carbon monoxide incident	1	
736 - CO detector activation due to malfunction	1	
TOTAL	2	
MUTUAL AID		
Aid Type	Total	
Aid Given	21	
Aid Received	3	
OVERLAPPING CALLS		
# OVERLAPPING	% OVERLAPPING	
15	15.96	
LIGHTS AND SIREN - AVERAGE TURNOUT TIME (Dispatch to Enroute)		
Station	EMS	FIRE
Champions ESD #11	0:01:41	0:01:59
Champions ESD #12	0:01:12	0:01:29
AVERAGE FOR ALL CALLS		0:01:40
AGENCY	AVERAGE TIME ON SCENE (MM:SS)	
Harris County Emergency Services District 29	27:25	

Heat Map



Average Response Time

Emergency and Non-Emergency Average Response Time In-District

AGENCY	AVERAGE RESPONSE TIME (Dispatch to Arrived)	NUMBER Of INCIDENTS
Harris County Emergency Services District 29	6:20	63

APPARATUS	AVERAGE RESPONSE TIME (Dispatch to Arrived in mm:ss)	NUMBER OF CALLS
B12	9:10	1
D10	6:21	5
E10	9:13	2
E11	6:35	41
E12	5:41	20
TW11	6:17	5

Response Time Comparison

Emergency Average Response Time In-District

Month	2022	2021
January	5:46	5:26
February	5:25	6:16
March		5:32
April		5:35
May		5:22
June		5:41
July		5:41
August		5:56
September		5:37
October		5:55
November		4:40
December		5:59

Incidents by District

ZONE	NUMBER OF CALLS
KA514 - Cy-Fair VFD	4
KA534 - Klein VFD	5
KA536 - Little York VFD	1
KA542 - Northwest VFD	6
KA545 - Ponderosa VFD	6
KA561 - Champions ESD	72
TOTAL:	94

Major Incidents / Losses

DATE	TYPE	LOCATION	TOTAL LOSS
02/06/2022	111 - Building fire	102 Old Bridge Lake HOUSTON	\$25,000.00
02/21/2022	113 - Cooking fire, confined to container	5959 1960 W HOUSTON	\$100.00
02/24/2022	138 - Off-road vehicle or heavy equipment fire	12800 BMMEL N HOUSTON RD HOUSTON	\$40,000.00

HAAS ALERT

Drivers Alerted

- ⦿ **1,033**
- ⦿ Lifetime 1,114

Total Incidents

- ⦿ **67**
- ⦿ Lifetime 85

Average Time On-Scene

- ⦿ **34.3 min**
- ⦿ Lifetime 29.3 min

Average Time-to-Scene

- ⦿ **3.5 min**
- ⦿ Lifetime 3.4 min

Questions?

