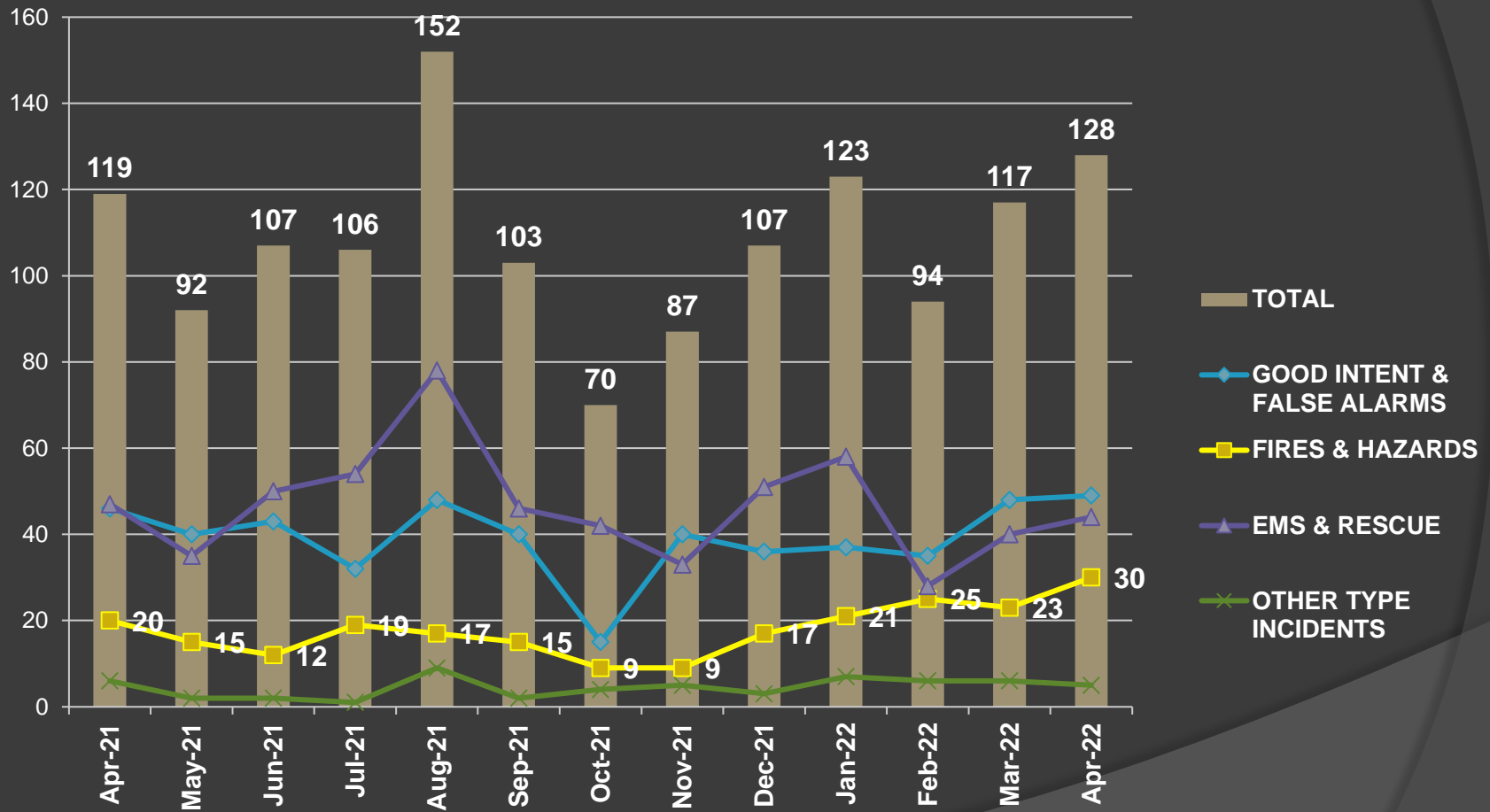




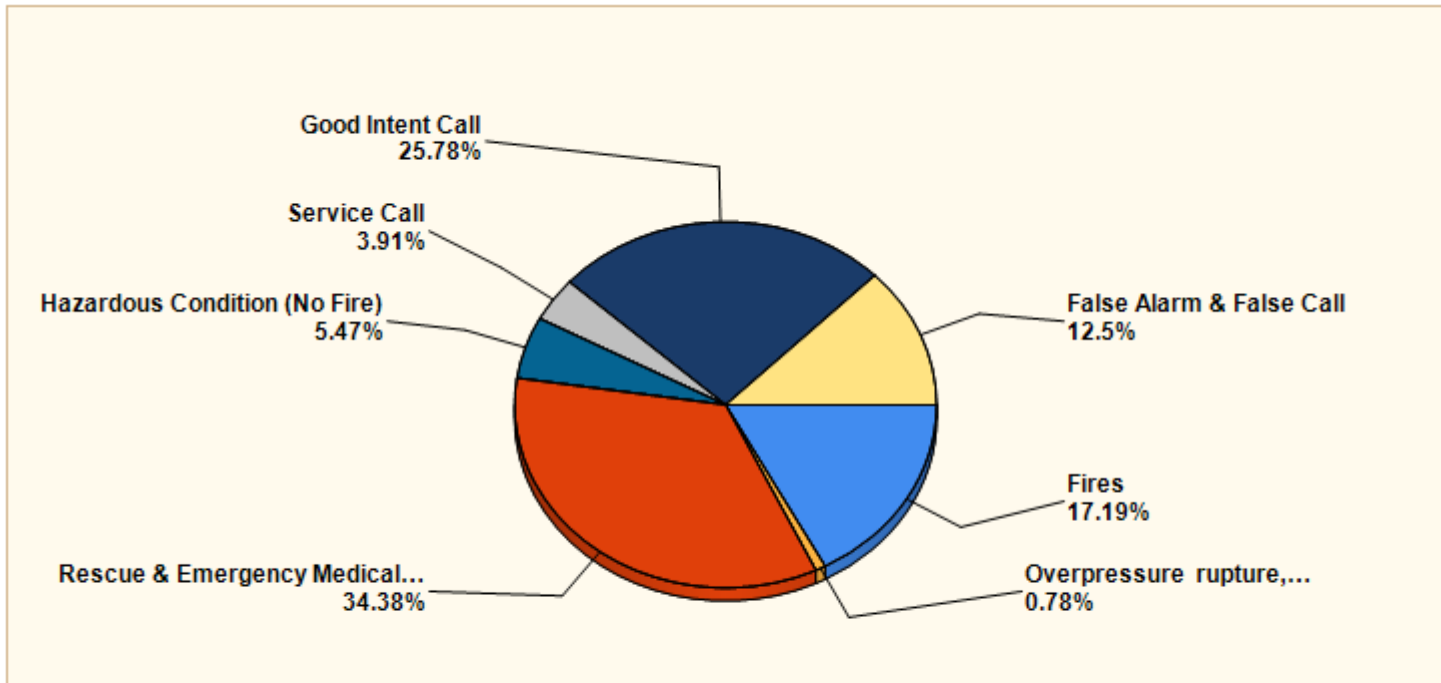
Harris County ESD #29
www.championsfire.org

MONTHLY FIRE REPORT
APRIL 2022
PRESENTED 6/2/2022

Monthly Call Progression



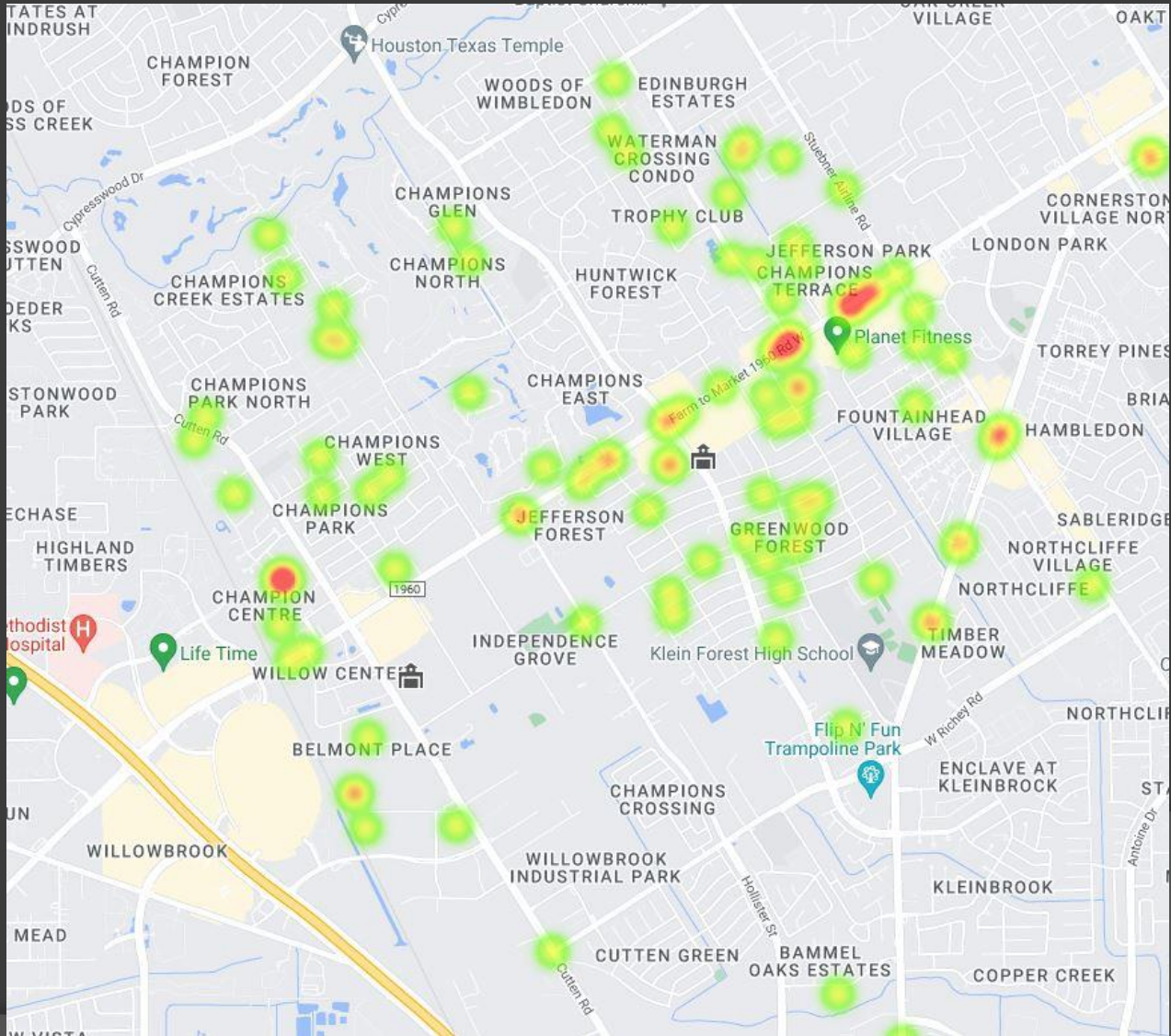
Breakdown by Call Type



MAJOR INCIDENT TYPE	# INCIDENTS	% of TOTAL
Fires	22	17.19%
Overpressure rupture, explosion, overhear - no fire	1	0.78%
Rescue & Emergency Medical Service	44	34.38%
Hazardous Condition (No Fire)	7	5.47%
Service Call	5	3.91%
Good Intent Call	33	25.78%
False Alarm & False Call	16	12.5%
TOTAL	128	100%

Incident Statistics

INCIDENT COUNT		
INCIDENT TYPE		# INCIDENTS
EMS		44
FIRE		84
TOTAL		128
PRE-INCIDENT VALUE		LOSSES
\$505,975.00		\$274,050.00
MUTUAL AID		
Aid Type		Total
Aid Given		26
Aid Received		4
OVERLAPPING CALLS		
# OVERLAPPING		% OVERLAPPING
25		19.53
LIGHTS AND SIREN - AVERAGE TURNOUT TIME (Dispatch to Enroute)		
Station	EMS	FIRE
Champions ESD #11	0:01:37	0:01:34
Champions ESD #12	0:01:30	0:01:53
AVERAGE FOR ALL CALLS		0:01:35
AGENCY		AVERAGE TIME ON SCENE (MM:SS)
Harris County Emergency Services District 29		34:53



Average Response Time

Emergency and Non-Emergency Average Response Time In-District

AGENCY	AVERAGE RESPONSE TIME (Dispatch to Arrived)	NUMBER OF INCIDENTS
Harris County Emergency Services District 29	5:49	85

APPARATUS	AVERAGE RESPONSE TIME (Dispatch to Arrived in mm:ss)	NUMBER OF CALLS
B12	5:31	3
D10	4:27	11
E10	6:00	7
E11	5:58	58
E12	5:55	20
T12	6:13	1
TW11	6:18	4

Response Time Comparison

Emergency Average Response Time In-District

Month	2022	2021
January	5:46	5:26
February	5:25	6:16
March	5:18	5:32
April	5:12	5:35
May		5:22
June		5:41
July		5:41
August		5:56
September		5:37
October		5:55
November		4:40
December		5:59

Incidents by District

ZONE	NUMBER OF CALLS
KA515 - Cypress Creek VFD	1
KA534 - Klein VFD	7
KA536 - Little York VFD	1
KA542 - Northwest VFD	9
KA545 - Ponderosa VFD	8
KA561 - Champions ESD	102
TOTAL:	128

Major Incidents / Losses

DATE	TYPE	LOCATION	TOTAL LOSS
04/07/2022	121 - Fire in mobile home used as fixed residence	13485 Bammel N Houston Rd Houston	\$12,000.00
04/01/2022	131 - Passenger vehicle fire	11602 Cutten Rd Houston	\$6,000.00
04/02/2022	131 - Passenger vehicle fire	Stuebner Airline Rd Houston	\$5,000.00
04/09/2022	151 - Outside rubbish, trash or waste fire	4702 1960 W Houston	\$50.00
04/10/2022	111 - Building fire	13727 Camelot Centre Ct Houston	\$250,000.00
04/18/2022	118 - Trash or rubbish fire, contained	12801 Champion Forest Dr Houston	\$1,000.00

HAAS ALERT

Driver Totals

Drivers Alerted

895

YTD 2,010

Lifetime 2,010

Incident Totals

Total Incidents

72

YTD 157

Lifetime 157

Average Time On-Scene

24.8 min

YTD 27.3 min

Lifetime 27.3 min

Run Totals

Total Runs

96

YTD 201

Lifetime 201

Total Responding Time

349 min

YTD 708 min

Lifetime 708 min

Average Time-to-Scene

3.6 min

YTD 3.5 min

Lifetime 3.5 min

Questions?

