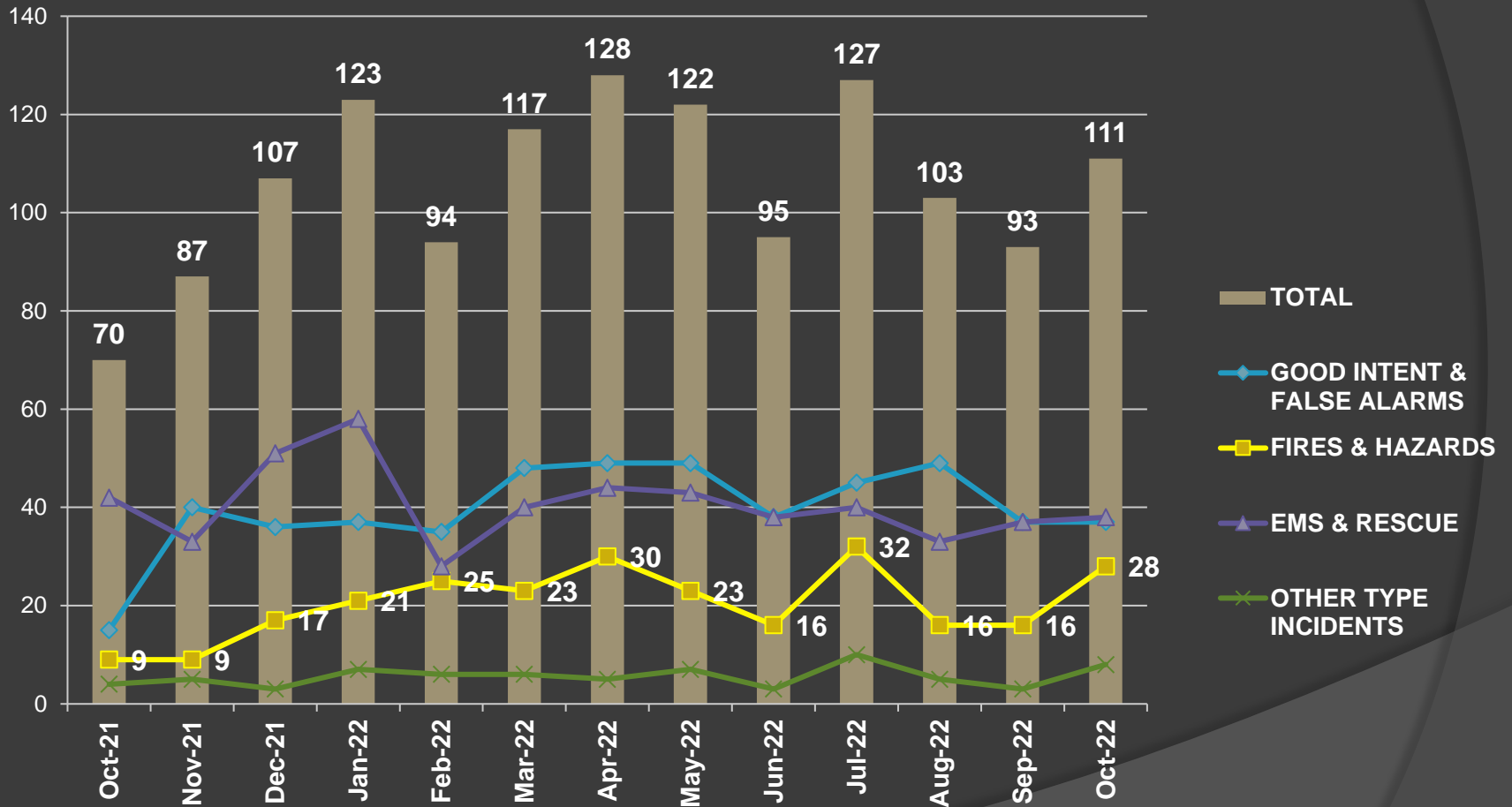




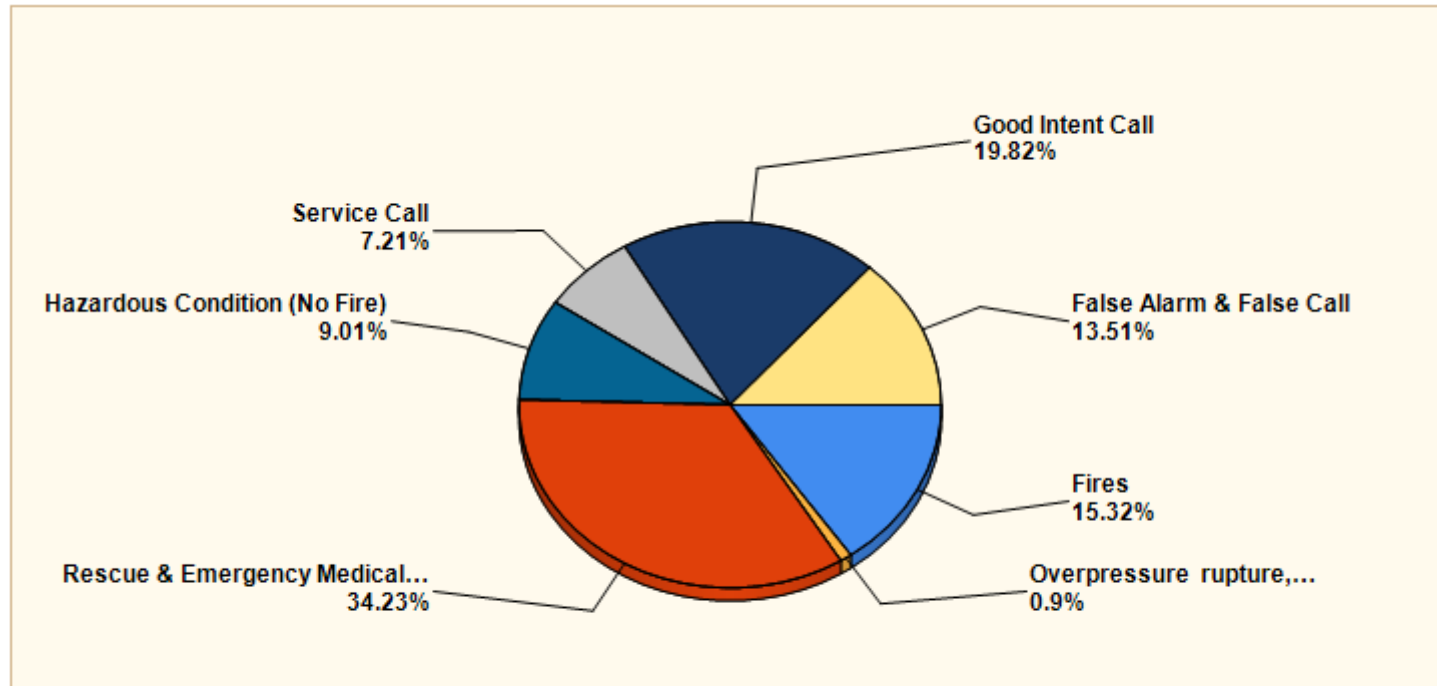
Harris County ESD #29
www.championsfire.org

MONTHLY FIRE REPORT
OCTOBER 2022
PRESENTED 12/1/2022

Monthly Call Progression



Breakdown by Call Type

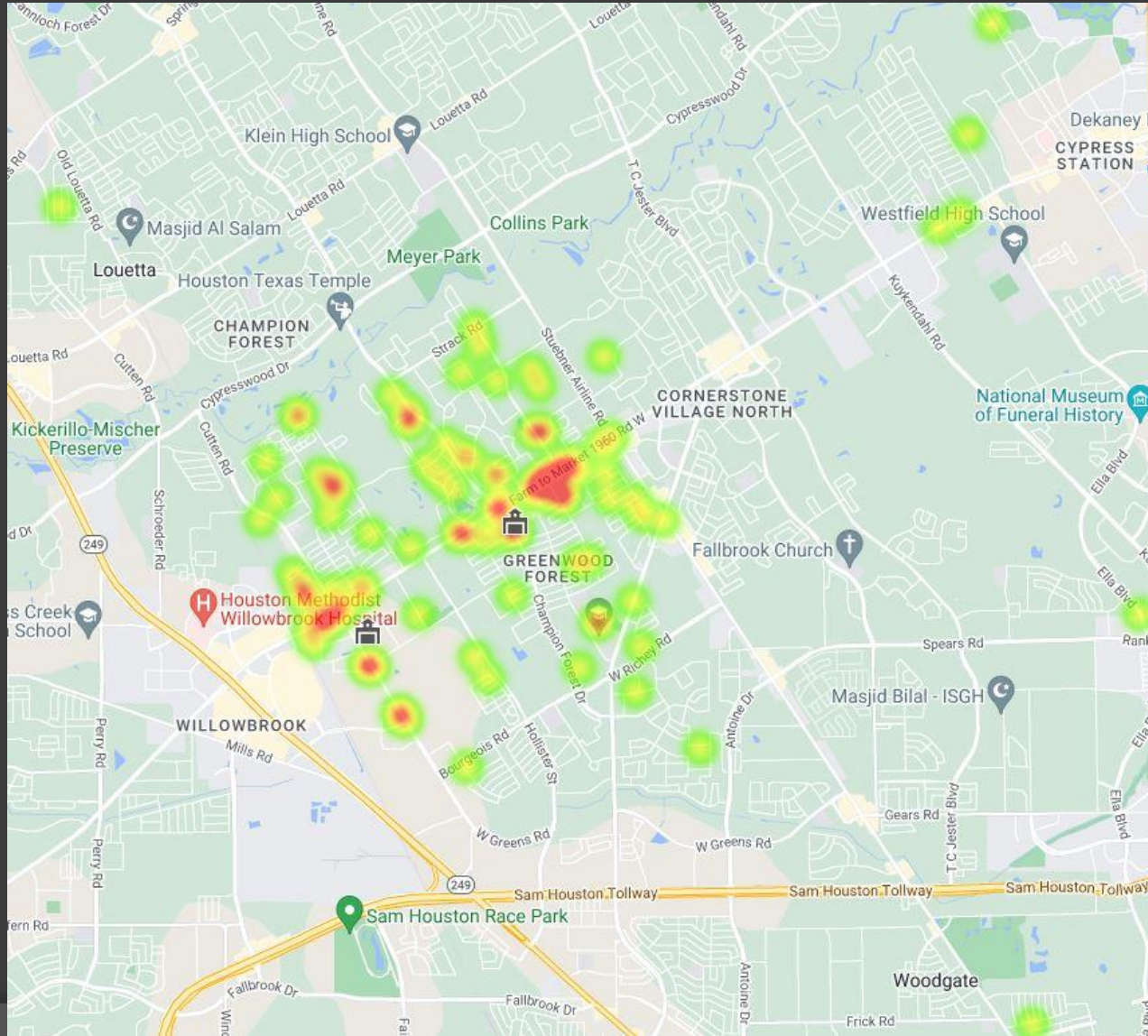


MAJOR INCIDENT TYPE	# INCIDENTS	% of TOTAL
Fires	17	15.32%
Overpressure rupture, explosion, overheat - no fire	1	0.9%
Rescue & Emergency Medical Service	38	34.23%
Hazardous Condition (No Fire)	10	9.01%
Service Call	8	7.21%
Good Intent Call	22	19.82%
False Alarm & False Call	15	13.51%
TOTAL	111	100%

Incident Statistics

INCIDENT COUNT		
INCIDENT TYPE	# INCIDENTS	
EMS	38	
FIRE	73	
TOTAL	111	
PRE-INCIDENT VALUE	LOSSES	
\$10,060,000.00	\$65,000.00	
CO CHECKS		
746 - Carbon monoxide detector activation, no CO	1	
TOTAL	1	
MUTUAL AID		
Aid Type	Total	
Aid Given	16	
Aid Received	2	
OVERLAPPING CALLS		
# OVERLAPPING	% OVERLAPPING	
18	16.22	
LIGHTS AND SIREN - AVERAGE TURNOUT TIME (Dispatch to Enroute)		
Station	EMS	FIRE
Champions ESD #11	0:01:43	0:01:25
Champions ESD #12	0:01:11	0:01:27
AVERAGE FOR ALL CALLS		0:01:29
AGENCY	AVERAGE TIME ON SCENE (MM:SS)	
Harris County Emergency Services District 29	19:01	

Heat Map



Average Response Time

Emergency and Non-Emergency Average Response Time In-District

AGENCY	AVERAGE RESPONSE TIME (Dispatch to Arrived)	NUMBER Of INCIDENTS
Harris County Emergency Services District 29	5:27	86

APPARATUS	AVERAGE RESPONSE TIME (Dispatch to Arrived in mm:ss)	NUMBER OF CALLS
B12	3:02	1
D10	4:25	9
E10	4:18	13
E11	5:50	41
E12	5:33	33
T12	5:46	1
TW11	6:08	6

Response Time Comparison

Emergency Average Response Time In-District

Month	2022	2021
January	5:46	5:26
February	5:25	6:16
March	5:18	5:32
April	5:12	5:35
May	5:03	5:22
June	5:09	5:41
July	5:45	5:41
August	5:14	5:56
September	5:16	5:37
October	5:01	5:55
November		4:40
December		5:59

Incidents by District

ZONE	NUMBER OF CALLS
KA514 - Cy-Fair FD	2
KA534 - Klein FD	2
KA536 - Little York VFD	2
KA542 - Northwest VFD	6
KA545 - Ponderosa FD	4
KA561 - Champions ESD	95
TOTAL:	111

Major Incidents / Losses

DATE	TYPE	LOCATION	TOTAL LOSS
10/15/2022	111 - Building fire	12811 GREENWOOD FOREST DR	\$5,000.00
10/16/2022	131 - Passenger vehicle fire	7100 W GREENS RD / CUTTEN RD	\$60,000.00

HAAS ALERT

Alert Totals

Drivers Alerted

506

YTD 5,366
Lifetime 5,366

R2R Alerts sent

0

YTD 0
Lifetime 0

R2R Alerts Received

0

YTD 0
Lifetime 0

Incident Totals

Total Incidents

46

YTD 481
Lifetime 481

Average Time On-Scene

21.4 min

YTD 21.5 min
Lifetime 21.5 min

Run Totals

Total Runs

37

YTD 549
Lifetime 549

Total Responding Time

140 min

YTD 1,979 min
Lifetime 1,979 min

Average Time-to-Scene

3.8 min

YTD 3.6 min
Lifetime 3.6 min

Questions?

